

City of Garden Grove
WEEKLY CITY MANAGER'S MEMO
August 18, 2022

TO: Honorable Mayor and City Council FROM: Scott Stiles, City Manager
Members

I. DEPARTMENT ITEMS

- A. OFFICE OF ECONOMIC DEVELOPMENT ACHIEVES AEDO ACCREDITATION**
The purpose of this memorandum is to update the success of the Office of Economic Development achieving accreditation through the Accredited Economic Development Organization (AEDO) by the International Economic Development Council (IEDC).

- B. LETTER OF OPPOSITION TO AB 1014 (MCCARTY)**
A copy of the Mayor's letter of opposition to AB 1014 (McCarty) - Cannabis: retailers: delivery: vehicles.

- C. LETTER OF OPPOSITION TO AB 916 (SALAS)**
A copy of the Mayor's letter of opposition to AB 916 (Salas) - Zoning: accessory dwelling units: bedroom addition.

- D. PUBLIC WORKS CAPITAL IMPROVEMENT PROJECTS**
Capital Improvement Project updates for the Public Works Engineering and Water services divisions are included for your information.

II. ITEMS FROM OTHER GOVERNMENTAL AGENCIES, OUTSIDE AGENCIES, BUSINESSES AND INDIVIDUALS

- A.** Memorandum from Mr. Larry Dick and Mr. Bob McVicker of the Municipal Water District of Orange County (MWDOC) outlining monthly water usage data figures, an estimate of Tier 2 volume for MWDOC, and selected water supply information.

- B.** Orange County 2022 Independence Day After Action Report is included for your information.

- C.** A letter from DIRECTTV, LLC ("DIRECTTV") providing a list of channels in U-verse that are set to expire.

• OTHER ITEMS

- **SOCIAL MEDIA HIGHLIGHTS AND NEWSPAPER ARTICLES**
Copies of the week's social media posts and local newspaper articles are attached for your information.

- **MISCELLANEOUS ITEMS**
Items of interest are included.


Scott Stiles
City Manager

OFFICE OF ECONOMIC DEVELOPMENT AEDO ACCREDITATION SUCCESS

Page 2 of 2

AEDO Review Team is carefully chosen, with an effort toward selecting peers who serve in organizations similar to yours. Members of the AEDO Committee and/or Certified Economic Developers conduct the visit. The guidelines and evaluation criteria for the Site Visit are detailed in this document.

As part of the application process, the OED team became certified in Ethics Training on April 26, 2022. Once training was complete, the fifteen (15) item application package was completed and submitted on October 26, 2021. During the three month review process, a supplemental information request was completed in February 2022. In April 2022, the OED received direction from the AEDO that a Review Team would be able to make a site visit on June 19-21, 2022.

The City's AEDO Review Team is comprised of Dan Henderson, Director of Office of Economic Development for Gilbert, Arizona and Bill Jabjiniak, Director of Economic Development for Mesa, Arizona. During their three day visit, the OED staff toured the Review Committee around the City and visited small and large businesses, community stakeholders, and the City's executive leadership team.

The City was recently notified on August 16, 2022 that the AEDO Committee has formally approved the Garden Grove OED to be a certified EDO. This distinction also highlights the City of Garden Grove is the first municipality in the State of California with an accredited Office of Economic Development. The accreditation term is for a period of three (3) years and will remain in effect until August 11, 2025 or until a reaccreditation process is undertaken.



LISA L. KIM
Assistant City Manager
Community and Economic Development Director

By: Grace Kim, Project Manager

ATTACHMENT: AEDO Accreditation Letter



INTERNATIONAL
ECONOMIC DEVELOPMENT
COUNCIL

734 15th Street NW, Suite 900
Washington, DC 20005
Tel 202.223.7800
Fax 202.223.4745
www.iedconline.org

August 16, 2022

Greg Blodgett
Economic Development Manager
City of Garden Grove Office of Economic Development

Dear Mr. Blodgett,

We write to congratulate you and City of Garden Grove Office of Economic Development on the approval of your organization's recent application for accreditation as an Accredited Economic Development Organization (AEDO). The City of Garden Grove Office of Economic Development has met the criteria for accreditation set by the International Economic Development Council, and your AEDO status will remain in effect until August 11, 2025.

Please find attached a sample press release and the AEDO logo for use in promoting the high professionalism, commitment, and technical expertise that City of Garden Grove Office of Economic Development so finely demonstrates.

City of Garden Grove Office of Economic Development's accreditation will be announced in IEDC's e-newsletter *Economic Development Now* and quarterly publication *Economic Development Journal*. You will also receive an AEDO plaque to demonstrate your achievement.

Should you have any questions about your organization's accreditation, please do not hesitate to contact Dana Crater. Congratulations again on this great achievement!

Sincerely,

Jim Fram, CEcD CCE FM
AEDO Committee Chair

Dana Crater
AEDO Program Manager



CITY OF GARDEN GROVE

August 17, 2022

Assembly Member Kevin McCarty
District 7
State Capitol
PO Box 942849
Sacramento, CA 94249-0007

Steve Jones
Mayor

Diedre Thu-Ha Nguyen
Mayor Pro Tem - District 3

George S. Brietigam
Council Member - District 1

John R. O'Neill
Council Member - District 2

Patrick Phat Bui
Council Member - District 4

Stephanie Klopfenstein
Council Member - District 5

Kim Bernice Nguyen
Council Member - District 6

RE: OPPOSE AB 1014 (McCarty) – Cannabis: retailers: delivery: vehicles.

Honorable Assembly Member McCarty,

The City of Garden Grove must strongly express its opposition to Assembly Bill 1014. This measure would increase the value of cannabis goods to be carried during delivery up to a maximum value of \$10,000, allowing a delivery vehicle to potentially become a medium size roaming dispensary.

Mobile dispensaries are not allowed by the state. With approximately 80% of California jurisdictions maintaining a ban on all cannabis activities, including outside cannabis delivery services, increasing the unordered inventory limit from \$3,000 to \$10,000 per vehicle will not effectively combat the illicit market if a legal cannabis delivery service already cannot enter the jurisdiction.

Additionally, this would not only create scenarios that conflict with the local authority but also create significant public safety concerns. Doubling the product amount and cash transported could make these delivery vehicles a greater robbery target as they lack the security measures found at a brick-and-mortar storefront.

For these reasons, the City of Garden Grove must respectfully oppose AB 1014. Should you have any questions about our position please contact Shawn Park, Senior Management Analyst, at shawnp@ggcity.org or 714-741-5371.

Sincerely,

A handwritten signature in black ink that reads 'Steve Jones' in a cursive style.

Steve Jones
Mayor

OPPOSE AB 1014 (McCarty) – Cannabis: retailers: delivery: vehicles

August 17, 2022

Page 2

c: Senator Tom Umberg, 34th District, (Quyen.Tran@sen.ca.gov)
Assembly Member Tom Daly, 69th District, (Roxanne.Chow@asn.ca.gov)
Assembly Member Janet Nguyen, 72nd District, (Jenny.Tran@asm.ca.gov)
Tony Cardenas, League of California Cities, (TCardenas@cacities.org)
Meg Desmond, League of California Cities, (cityletters@calcities.org)
Lauren Kline, ACCOC, (lkline@accoc.org)



CITY OF GARDEN GROVE

August 17, 2022

Assembly Member Rudy Salas, Jr.
District 32
State Capitol
PO Box 942849
Sacramento, CA 94249-0032

Steve Jones
Mayor

Diedre Thu-Ha Nguyen
Mayor Pro Tem - District 3

George S. Brietigam
Council Member - District 1

John R. O'Neill
Council Member - District 2

Patrick Phat Bui
Council Member - District 4

Stephanie Klopfenstein
Council Member - District 5

Kim Bernice Nguyen
Council Member - District 6

RE: OPPOSE AB 916 (Salas) – Zoning: accessory dwelling units: bedroom addition.

Honorable Assembly Member Salas,

The City of Garden Grove must strongly express its opposition to Assembly Bill 916. AB 916 would permit an increase in height from 16 feet to 18 feet on all parcels and up to 25 feet for multifamily or single-family parcels within one-half mile of transit. Height restrictions are in place to ensure ADUs blend into the existing neighborhood and increase neighborhood density in a modest non-disruptive fashion. Shoehorning a 25-foot structure into the backyard of a single-story home located within one-half mile of public transit would fundamentally disrupt the existing neighborhoods composition, altering a community's look and feel that make our cities unique.

For these reasons, the City of Garden Grove must respectfully oppose AB 916. Should you have any questions about our position please contact Shawn Park, Senior Management Analyst, at shawnp@ggcity.org or 714-741-5371.

Sincerely,

Steve Jones
Mayor

c: Senator Tom Umberg, 34th District, (Quyen.Tran@sen.ca.gov)
Assembly Member Tom Daly, 69th District, (Roxanne.Chow@asn.ca.gov)
Assembly Member Janet Nguyen, 72nd District, (Jenny.Tran@asm.ca.gov)
Tony Cardenas, League of California Cities, (TCardenas@cacities.org)
Meg Desmond, League of California Cities, (cityletters@calcities.org)
Lauren Kline, ACCOC, (lkline@accoc.org)

PUBLIC WORKS CAPITAL IMPROVEMENT PROJECTS

Project Status Report

August 15, 2022

ENGINEERING DIVISION - CAPITAL PROJECTS

The following are capital construction and design projects under the administration of the Engineering Division and their present status. This covers approximately through the next year.

CONSTRUCTION PROJECTS

CP-1090000 – Euclid/Westminster Intersection Improvement (MIKE S)

Proposed improvement: Add a southbound right turn lane & EB right turn lane

- OCTA awarded \$1M Regional Capacity Program grant to City May 3, 2021.
- **Low Bidder:** RJ Noble **Low bid:** \$1,122,070 **Award:** October 13, 2021
- **Construction Start:** February 7, 2022 **Anticipated Completion:** July 2022
- **Status:** Construction complete. Contractor working on punchlist items.

CP-1007000 – Acacia Storm Drain (MIKE S)

Acacia Ave floods regularly and water ponds in several front yards in the area.

- **Alignment:** Acacia Ave from Dale to Josephine, Josephine from Acacia to Woolley
- **Low Bid:** \$3.2 M **Awarded:** 12/14/21 to Vasilj, Inc.
- **Working Days:** 120 **Start Date:** February 7, 2022
- Construction complete. CCTV interior pipe inspection incomplete. Punchlist work ongoing.
- **Anticipated Completion:** August 2022

CP-1045000 – Chapman at Lamplighter Traffic Signal

- This project is combined with the Traffic Signal Modifications below.
- Status: See bottom of box

VAR – Traffic Signal Modifications (KEN & JUAN)

These projects will upgrade the traffic signals at all the intersections listed below:

Location

- Garden Grove Blvd & Gilbert
- Garden Grove Blvd & Casa Linda
- Euclid & Stanford
- Brookhurst & Stanford

Low Bidder: Elecnor Belco **Low bid:** \$1,276,196 **Award:** February 8, 2022

- Construction start: 4/6/2022
- **Status:** Potholing for signal pole footings complete. Pole delivery end of August 2022. Contractor installing underground conduits and pull boxes.

Various Streets Rehabilitation 2022

Bid Opening: May 11, 2022 **Low Bid:** \$5 M
Low Bidder: RJ Noble Company
City Council Award: June 14, 2022
Construction Start: Mid-September 2022

CP1322000 – Newland Street – Trask to GG Blvd L= 2575' (NAVIN)

- Rehab Type: Reconstruction with Full-Depth Reclamation Process
- Caltrans permit anticipated by May 31
- Bid = \$1.3M

CP1323000 – Mays – Yockey to Magnolia L= 1250' (NAVIN)

- Rehab Type: Reconstruction with Full-Depth Reclamation Process
- Bid = \$517k

CP1297022 – Lampson Ave Rehab – Harbor to Haster L= 2600' (NAVIN)

- Rehab Type: Crack Fill & Slurry Seal
- Bid = \$455k

CP-1253000 – Hazard Ave Rehab v2.0 – Bushard to Ward L= ~5000' (NICK)

City of Garden Grove is Lead Agency

- Rehab Type: 2" Mill & Fill with digouts (1/2 FR-ARHM, 1/2 ARHM)
- Bid = \$783k for City of GG, \$400k for Westminster

Project will include **McFadden from Ward to 600' E of Ward Street**

- Rehab Type: Mill & fill with reconstruction
- Bid = \$430K

CP1320000 – Chapman Ave Rehab – Nelson to 9th L= 3880' (NICK)

- Rehab Type:
 - Nelson to Euclid: Slurry Seal with crack seal and minor repairs, L=1270
 - Euclid to 9th: 2" Mill & Fill with digouts and ARAM, L=2610'
- Bid = \$1,088k

CP-1196263 – Westminster Ave Rehab – Magnolia to Bushard L= 2600' (NICK)

Budgetary Estimate = \$600k for City of GG

City of Westminster is Lead Agency

- Rehab Type: Reconstruction and mill & fill, City of GG owns only #3 WB lane
- Status: Asphalt paving complete. Adjusting utilities and striping on-going.

DESIGN PROJECTS

CP-1196273 – Westminster Avenue Rehab – Newhope to Harbor Blvd (NICK)

This is a cooperative project with the City of Santa Ana. **Santa Ana is Lead Agency**. This project construction is slated for summer 2022

Budgetary Estimate: \$400K

Rehab Type: 2" mill and fill w/dig outs

Status: Design 90% complete – Waiting on Santa Ana's final draft

CP1341000 – Chapman Ave Rehab & Lndscp Project – Sprgdale to Wstrn L= 5300' (NICK)

Budgetary Estimate = \$4.25 M (design, construction, contingency & const engineering)

Rehab Type: 2" Mill & Fill with digouts and ARAM

- Schedule: Advertise July 2022. Open Bids: 08/30/22. Construction fall 2022
- Received Union Pacific Railroad consent letter
- Re-landscaping parkways from Emerald Street to Wild Goose Street. complete
- CP1341278 covers 5-Year Landscape and Irrigation Maintenance Contract

CP1297022 – Garden Grove Blvd Rehab – Harbor to Fairview L= 5100' (NAVIN)

Budgetary Estimate = \$2.2 M (design, construction, contingency & const engineering)

- \$500k grant funding from FHWA (federal funds) through OCTA
- Rehab Type: 2" Mill & Fill with digouts and ARAM
- Schedule: Advertise 08/19/22. Open Bids 09/21/22. Construction: Nov 2022
- Status: Caltrans E-76 for construction received.
- Caltrans construction permit received

CP-1259000 – Acacia Neighborhood Street Improvements Const: 2022 (MIKE S)

Scope: Residential streets bounded by Dale, Stanford, Josephine and Garden Grove Blvd
Fund 602 Water Capital = \$700,000 & CDBG funding

- Residential streets are severely cracked and failing
- Street Imprvmnts: Street reconstruction & widening with new curb, gutter and sidewalk
- **Street Design Status:** Plans 80% complete
 - Utility poles need to be relocated to complete street work – coord underway
 - SCE finalizing relocation plans. Staff, AT&T and Charter are waiting on final plan to review and approve.
- Construction: Spring 2023

CP-1303000 – Harbor/Garden Grove Intersection Improvement (NAVIN)

Proposed improvement: Add 2nd NB left turn lane, EB right turn lane & new traffic signal

- Estimated Project Cost: **\$3.135 M**
- Status: Finalized lane configurations approved by City Engineer 09/13/2021
- OCTA awarded Intersection Capacity Enhancement (ICE) grant funding to the City. Design funds become available July 1, 2022.
- Possible funding may become available through the Federal Economic Development Agency (EDA). Waiting on submission of grant application and data by City Economic Development.

Capital Projects - Project Status Report

August 15, 2022

Page 4 of 5

- CP1297022 – Lampson Ave Rehab** – Springdale to Knott L= 2600' (NICK)
Budgetary Estimate = \$350 k (design, construction, contingency & const engineering)
- Rehab Type: Digsouts, Crack Fill & Slurry Seal
 - Schedule: Construction delayed to summer 2023 due to sewer project conflict.
 - Status: Plans complete

- Magnolia Street – Utility Undergrounding** – GG Blvd to Mac Alpine (NICK & MARK)
Project designed and funded by SCE
- Cost for undergrounding has increased to \$550/lf: total = \$5.8M in 2020 dollars, therefore Edison has reduced the scope of work to accommodate the available budget
 - Restarted project w/ meeting on 09/23/21
 - Status: 70 sheets of traffic control plans are approved by City
 - SCE's construction docs are being revamped to their new system.
 - Spectrum will relocate facilities **after** SCE completes project. AT&T will ultimately remove poles after Spectrum finishes their work.

- CP-1047000 – Civic Center Drive – Median & Parking Modifications** (MIKE B.)
Modify CCD median island and install angled parking in NB lanes
- Survey info received.
 - Status: Concept plans started. Further design dependent on issuance of grading permit for proposed Cottage Industry development

VAR – Traffic Signal Synchronization Project (Multijurisdictional) (DAI, KEN, JUAN)
This project will synchronize the traffic signals and will upgrade the traffic signals and equipment on the street below:

<u>Location</u>	<u>Status</u>	
• CP-1180000 Valley View	Co-op Agmt appv'd @ CC 8/9/22	Design 0%

Traffic Signal Modifications (KEN, JUAN)

- Garden Grove Blvd & Galway Design 95% - AT&T Utility Conflicts – Therefore, not included in this year's bid package above
- Euclid & Lampson: 50%
- Magnolia & Lampson Field work complete
- Brookhurst & Hazard 50%
- Lampson & Western 50%
- Garden Grove & Nelson 0%
- Garden Grove & Newland 0%

- Grooved Cross Gutter Replacement** (NICK)
There is currently one known grooved cross gutters on **Chapman Avenue at Jasper Street**. It will be replaced with a regular cross gutter and modifications to the existing street to adjust surrounding grades.
- Included with the Chapman Ave Rehab – from Springdale to Western
-

ITEMS OF INTEREST (But not Capital Project's Work)

City Manger's Office

City Hall Security Upgrades

- Bids were opened 11/16/21 **Low Bid: \$795k Low Bidder: Thomco**
- Award Contract: 12/14/21
- Completion Date: September 2022
- Status: Construction 70% complete

cc: B. Murray, T.J McGovern, R. Meeks, L. Ruitenschild, M. Gray, L.Tapia, A. Pulido, J. Goddard, Noelle Kim, Ana Neal, R Leyva, B Eurs, Carolyn M., Emily T, Karen F., R. Jacot, K. Dibaj, R. Manson, Buster E., Patti W., Susan Morgan, David Ortega, Alicia Hofer, Lorena Soules

PUBLIC WORKS CAPITAL IMPROVEMENT PROJECTS - STATUS REPORT

August 15, 2022

WATER SERVICES DIVISION

UNDER CONSTRUCTION

SANITARY SEWER

- **CP1141000 Partridge Lift Station Improvements Project** –The District has been experiencing frequent pump clogging caused by wet wipes from the tributary area. The District is considering to install a new grinder at the upstream of the lift station. Staff has hired AKM to provide a preliminary design of the grinder installation for the Partridge Lift Station.

Project Limit: Partridge Lift Station
Contractor: Pacific Hydrotech Corp
Bid Amount: \$614,900

Status:

- Project is approx. 85% complete. Contractor is waiting to replace a damaged power pedestal and the control panel for the muffin monster.
- **CP1244000 Sewer Main Replacement Project 2&3**–The Sewer Rehabilitation Plan Phase 1, Sewer Main Replacement Project 2 (at Galway Street, Gilbert Street, Kerry Street, Kellogg Way, Alley near Belfast Drive, Crosby Ave, Central Avenue, and Acacia Avenue) and Project 3 (Trask Avenue, Edgebrook Drive, Garden Grove Boulevard, and Sycamore Street) are two of many projects designed to address defective sewer pipe throughout the City. The sewer improvements will consist of approximately 4,400 feet of sewer pipes, includes both design and optional construction management/inspection services.

Project Limit: See Location Map
Consultant: JIG
Contractor: Kordich
Bid Amount: \$1,961,050

Status:

- Project is 100% complete. Staff is preparing the Notice of Completion.
- **CP1245000 Sewer Main Lining and Spot Repairs Projects 3&4**–This project consists of rehabilitating approximately 22,813 linear-feet of 8-inch & 10-inch sewer using UV-Cured Glass Reinforced Plastic cured-in-place liner. The project will be at various locations throughout the City. The project will also include spot repairs, sewer lateral reinstatements and top hat sewer lateral seals. The project includes both design and optional construction management/inspection services.

Project Limit: See Location Map
Consultant: Gannett Fleming, Inc
Contractor: Tunnelworks Services, Inc.
Bid Amount: \$1,221,976

Status:

- Project is approx. 100% complete. Staff is preparing Notice of Completion

- **CP131000 Sewer Improvement Project – Lampson Ave and Lamplighter** – This project is to redirect sewer flow away from Lenore Ave. Currently, the sewer main in this street is capacity deficient. This project will install approximately 1,100 ft of a new 10-inch sewer from Lampson Ave and Lamplighter to Lampson Ave and Springdale St.

Project Limit: From Lampson Ave. and Lamplighter St to Lampson Ave. and Sprindale St.
Consultant: AKM

Status:

- Bid opening took place on July 28, 2022
- Staff is working with City Attorney to discuss about the qualification of the lowest bidder. Staff is looking to recommend award to the 2nd lowest bidder.

WATER

- **CP1205000 Magnolia Reservoir and Booster Pump Station Rehabilitation Project** (GG Project #7402) – The reservoir repairs consist of crack and joint repair, construction of seismic curb, roof waterproofing, rust spot repair, and the addition of a fall protection system. The repair work for the pump station consists of replacement of the existing engine and booster pump, replacement of the existing exhaust system, replacement of the existing catalytic converter, replacement of two 10-inch butterfly valves, replacement of the 10-inch check valve, refurbishment of the existing flow control valve, and replacement of the roof and existing removable dormer.

Project Limit: Magnolia Park (No traffic impact).
Contractor: Pacific Hydrotech Corp. (PHC)
Bid Amount: \$3.2 M

Status: The contractor is replacing the floor joint sealants today and anticipates to have that work completed by end of the month. Afterward, the contractor will finalize the start-up of the booster station.

- **OCWD PFAS Final Treatment Design** – CDM Smith is one of the 6 consultants that OCWD has retained to perform final design for well head treatment of the City's 7 affected wells. Ion Exchange has been selected as the preferred treatment approach for all the well sites due to space constraint.

Project Limit: Well 19, Well 29, Well 30, Lampson Reservoir and Booster Station, West Haven Reservoir and Booster Station
Consultant: OCWD – CDM Smith
Contractor: Pacific Hydrotech Corp

Bid Amount: \$12.8M

Status:

- Project is approx. 80% complete by calendar days. Well 30 has been put in operation since July 26, 2022. The well site is operating without the booster pump currently as contractor is addressing an alignment issue. Contractor has been given permission to start on the Lampson Site. For Well 29, contractor is waiting for the step-down gas regulator in order to commission the site.
- **Alwood Ave and Anthony Ave Water Improvement Project** – This water main replacement project includes two of the high priority fire flow capacity deficient areas identified in the 2020 Water Master Plan. Project consists of approximately 1,300 ft of 12-in diameter pipe, 2,850 ft of 8-in diameter pipe including hydrants, fittings and appurtenances, trenching, backfilling, compaction, and pipe disinfection and testing.

Project Limit: Alwood Ave and Cole St; Anthony Ave and Acacia Ave between Josephine St and Magnolia St.

In-House Design

Contractor: All Cities Engineering Inc.

Bid Amount: \$1.6 M

Status: Contractor has completed all work. Staff will be preparing Notice of Completion

- **SCADA Implementation Project – FP2 Pressure Monitoring Upgrade** – This project consists of furnishing all labor, materials, tools, equipment, and incidentals necessary for the complete construction and installation of six pressure monitoring stations. Process control strategy implementation, including PLC programming and SCADA configuration, is not included in the Contractor's scope of work.

Project Limit: At six locations throughout the City.

Consultant: R2Build

Status:

- Contractor is sending in submittals and ordering long-lead items.

UNDER DESIGN

SANITARY SEWER

- **CP1330000 Sewer Main Lining and Spot Repairs Projects 5&6**–This project consists of rehabilitating approximately 20,000 linear-feet of 8-inch & 10-inch sewer using UV-Cured Glass Reinforced Plastic cured-in-place liner. The project will be at various locations throughout the City. The project will also include spot repairs, sewer lateral reinstatements and top hat sewer lateral seals. The project includes both design and optional construction management/inspection services.

Project Limit: Bounded by Brookhurst Street, 9th Street, Trask Avenue, and Chapman Avenue.
(See Location Map)

Consultant: Ardurra Group, Inc.

Status:

- Consultant has conducted the kick-off meeting on August 4, 2022.
- **CIP Project 92 (Donegal Drive Sewer - GGSD Project JL1299000)** – Staff is exploring the feasibility of constructing a 12-in sewer replacement inside a commercial property at 9625 Bolsa Ave. This will alleviate the sewer deficiency in the area.

Project Limit: Donegal Drive (Washington Ave. to Bolsa Ave.)

Consultant: JIG

Status:

- Plaza owner not willing to work with the City.

WATER

- **SCADA Implementation Project** – The SCADA Master Plan has recommended 22 projects to be implemented over a 5-year period. The City is seeking for Program Management Services to facilitate the detailed design and implementation of these recommendations.

Project Limit: At the various water distribution facilities

Consultant: West Yost Associates

Status:

- Consultant is working on 100% submittal on the high priority projects for the water system.
- Staff is working with consultant on the 100% drawing of the Sanitation PLC Control Panel Upgrade.
- **County Orangewood and Dale Water Improvement Project** – This water main replacement project includes replacing over 7,500 ft of 6-in diameter main replacement with 8-inch main. In addition, this project will replace 12 of the dry-barrel hydrants with wet barrel hydrants. This will help improve the fire flow in this area.

Project Limit: Between Orangewood and Yorkshire and Dale and Nearing (See Project Map)

Consultant: Stantec

Status:

- Bid Opening is scheduled for August 26, 2022.
- **Engineering and Condition Assessment of Well Nos. 16, 19, and 25** – The 2020 Water Master Plan has identified three potable water wells that are closed to the end of their useful life. This project is to evaluate the well casing of each well to determine if they can be rehabilitated. This project also include optional engineering design service for Well 19 if the assessment

determines that it can be rehabilitated. Well 19 is one of the wells that has PFAS concentrations that are above the response levels.

Project Limit: At each well site
Consultant: Civiltec

Status:

- Staff has met with the representatives from Anaheim. They stated there is a capacity issue in its storm drain at Euclid and Orangewood and would not allow connection to their pipe. Staff will proceed with the design without drainage off site. Flushed water will remain as surface discharge onto the street.
- **Woodbury Road Water Improvement Project** – This water main replacement project is one of the high priority fire flow capacity deficient areas identified in the 2020 Water Master Plan. Project consists of approximately 820 ft of 12-in diameter pipe, 2,915 ft of 8-in diameter pipe including hydrants, fittings and appurtenances, trenching, backfilling, compaction, and pipe disinfection and testing.

Project Limit: Woodbury Rd between Euclid St. and Newhope St.

In-House Design
Contractor:
Bid Amount:

Status: Staff is waiting for survey data (due August 18, 2022) and utility drawings.

- **Repair and Rehabilitation of Water Storage Reservoirs – Phase II** – The City is moving forward with the Phase II Reservoir Rehabilitation Project. This project consists of engineering and design services to generate specifications, plans and other necessary construction documents for the recommended repairs and rehabilitation of the four (4) partially buried reservoirs, two at the Lampson Site and two at the Trask Site.

Project Limit: Lampson Reservoirs and Trask Reservoirs Sites
Consultant: Ardurra

Status:

- City Council has approved the award of the contract to Ardurra. Staff will provide Notice-to-Proceed once the contract is executed.
- **Public Works Yard Block Wall** – Civiltec Engineering has completed the design. Building Department reviewed and approved the plans.

Project Limit: Within the existing facility (No traffic impact).

Status:

- This project will be packaged with one of the water facility projects in the future.

SANITARY SEWER SHARED

City of Anaheim

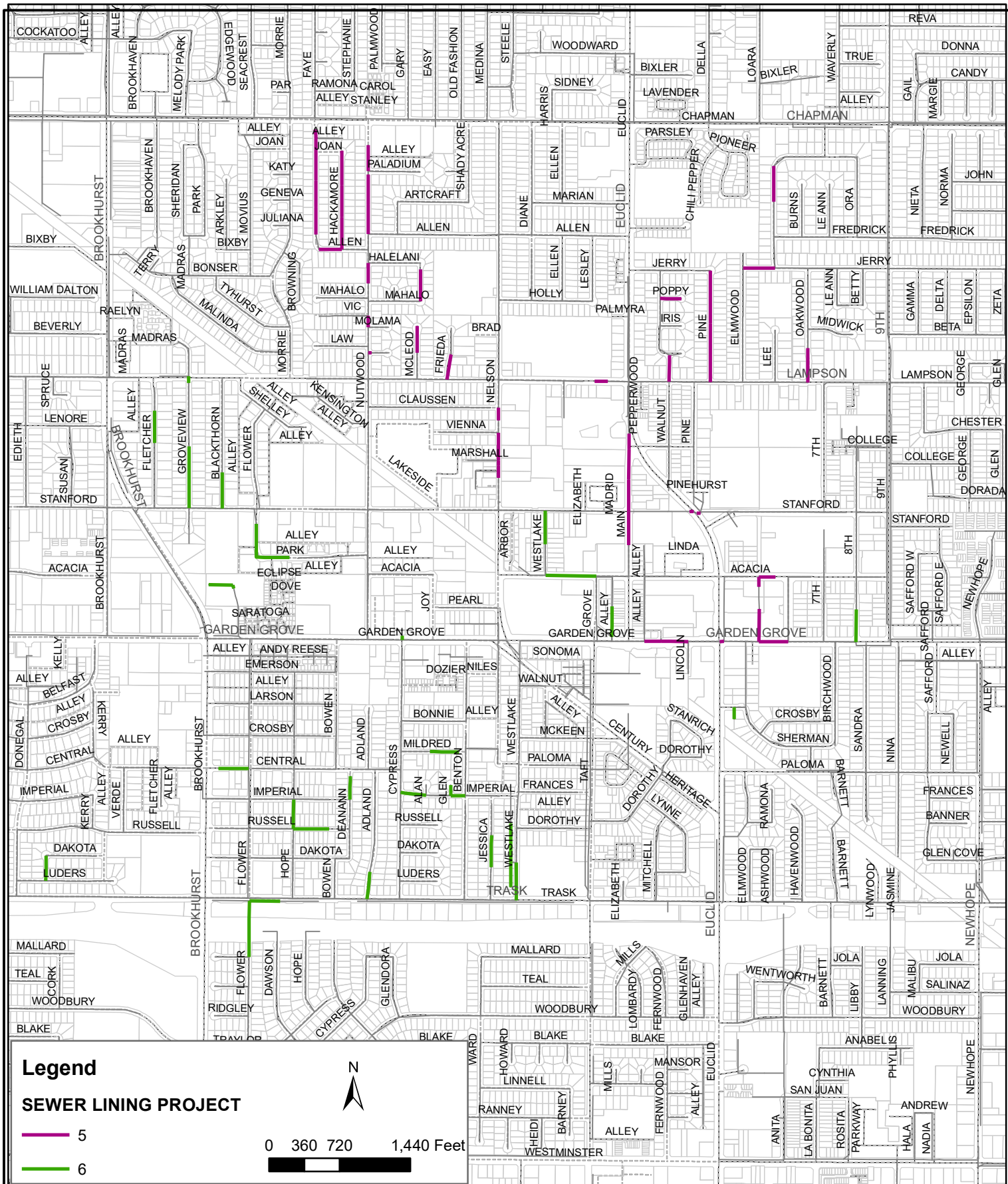
- Anaheim continues to resist updating 1986 Shared Sewer Agreement. The main stumbling block is that they do not want to lower the current d/D ratio of 0.75.

City of Santa Ana

- Santa Ana has agreed to include GGSD's portion of Westminster Sewer upgrade in their design and construction. Santa Ana City Council and GGSD Board have approved the reimbursement agreement between the City of Santa Ana and GGSD for this project.
- Santa Ana and GGSD staff agreed on the areas and contents of the shared sewer agreement. The final draft has been reviewed by attorneys. Santa Ana City Council approved the shared sewer agreement in August 2017. GGSD Board approved the agreement in October 2017.

City of Orange

- Water Services has initiated the conversation with City of Orange to draft a share sewer agreement. We have researched with the City Clerk to see if there is any existing share sewer agreement. The City Clerk did not find any.



Legend

SEWER LINING PROJECT

5

6



0 360 720 1,440 Feet



City of Garden Grove
Department of Public Works

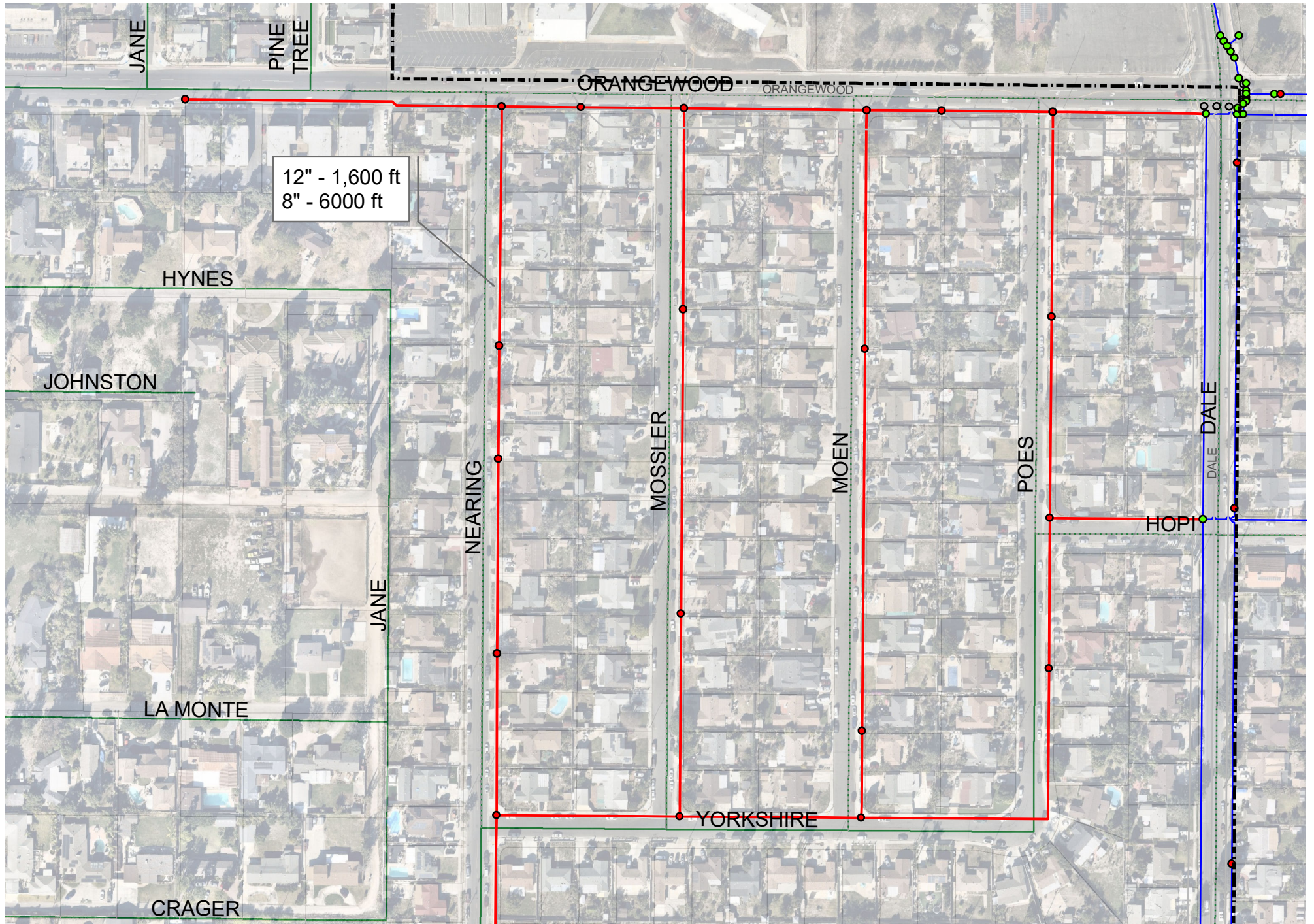
DRAWN BY:

L.J.

CHECKED BY:

R.L.

EXHIBIT A: LOCATION MAP
SSRP- PHASE I SEWER MAIN LINING
AND SPOT REPAIR PROJECT 5&6



Small Diameter Upsize: Oranewood Dr and Dale St Water Replacment Project



Memorandum

DATE: August 16, 2022
TO: Member Agencies – MWD OC Divisions Two & Three
FROM: Larry Dick, Director – Division Two
Bob McVicker, Director – Division Three
SUBJECT: Monthly Water Usage Data, Tier 2 Projection & Water Supply Information

The attached figures show the recent trend of water consumption in Orange County (OC), an estimate of Imported Water Sales for MWD OC, and selected water supply information.

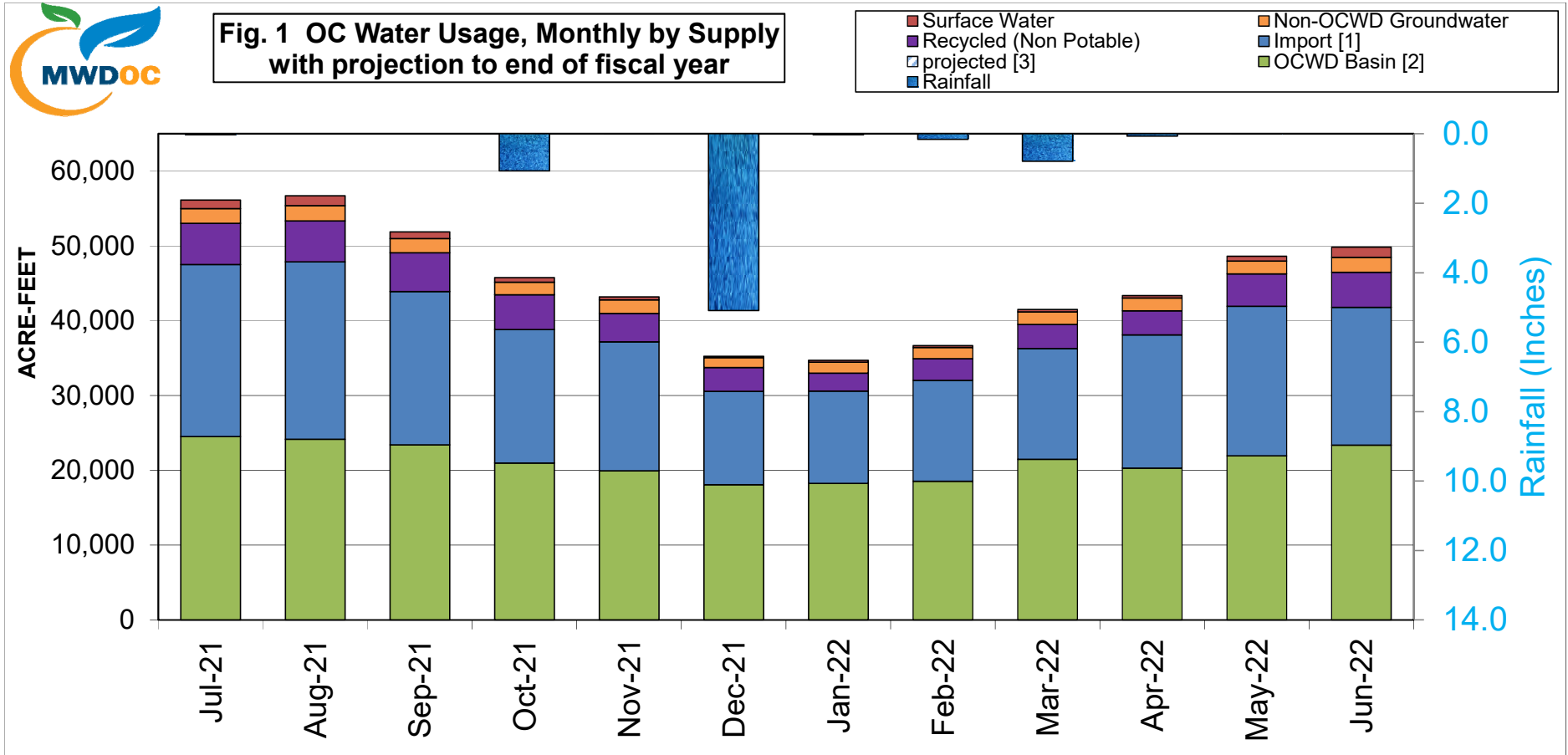
- OC Water Usage, Monthly by Supply ***OCWD Groundwater was the main supply in June.***
- Estimated OC Water Usage, Monthly, Comparison to Previous Years Water usage in June **2022 was average compared to the last 5 years**. We are projecting a decrease in overall water usage compared to FY 2020-21. On July 8th 2021, state officials have ask California residents to voluntary reduce their water usage by 15% compared to 2020 levels.
- Historical OC Water Consumption Orange County M & I water consumption is **approximately 543,500 AF in FY 2021-22** (this includes ~11 TAF of agricultural usage and non-retail water agency usage). This is about **16,000 AF less than FY 2020-21** and is about **11,000 AF more than FY 2019-20**. Water usage per person is projected to be slightly lower in **FY 2021-22 for Orange County at 153 gallons per day** (This includes recycled water usage). Although OC population has increased 20% over the past two decades, water usage has not increased, on average. A long-term decrease in per-capita water usage is attributed mostly to Water Use Efficiency (water conservation) efforts. ***O.C. Water Usage for the period of Fiscal Years FY 2015-16 to FY 2019-20 was the lowest since the 1982-83 Fiscal Year*** (FY 1982-83 was the third wettest year on record). ***O.C. Water Usage in FY 2020-21 was the highest since FY 2010-11.***

Water Supply Information Includes data on Rainfall in OC; the OCWD Basin overdraft; Northern California and Colorado River Basin hydrologic data; the State Water Project (SWP) Allocation, and regional storage volumes. The data have implications for the magnitude of supplies from the three watersheds that are the principal sources of water for OC. Note that a hydrologic year is Oct. 1st through Sept. 30th.

- Orange County's accumulated precipitation through **early August was below average** for this period. Water year to date rainfall in Orange County is **7.43 inches**, which is **59% of normal**.
- Northern California accumulated precipitation through **early August was 84% of normal for this period**. Water Year 2021 was 48% of normal while water year 2020 was 63% of normal. The **Northern California snowpack was 27% as April 1st, 2022. As of late July, 99.78%** of California is experiencing **moderate to severe drought conditions**. **59.81%** of California is experiencing **extreme to exceptional drought conditions**. The State Water Project Contractors Table A Allocation was decreased in March to 5% for WY 2022.
- Colorado River Basin accumulated precipitation through **early August was 99% of normal** for this period. The **Upper Colorado Basin snowpack was 86% of normal** as of April 15th 2022. **Lake Mead and Lake Powell** combined have about **36.0% of their average storage volume** for this time of year and are at **26.4% of their total capacity**. For the first time on the Colorado River, Lake Mead's **levels have fallen below the "trigger" limit of 1,075 ft. at the end of a calendar year**. The US Bureau of Reclamation (USBR) has declared a shortage at Lake Mead, impacting Colorado River water deliveries to the Lower Basin states. Lake Mead as of early August was **35.00' BELOW the "trigger" limit**. The USBR has declared a **shortage on the Colorado River starting January 1st 2022. There is a 100% chance of shortage continuing in 2023, 93% in 2024, 100% in 2025 and 87% in 2026**. Lake Mead as of early August was **5.00' BELOW the State of California "trigger" limit. There is and a 3% chance of shortage for California in 2023 (-180 TAF), 70% in 2024 (-272 TAF), 66% in 2025 (-290 TAF) and 56% in 2026 (-299 TAF)**.



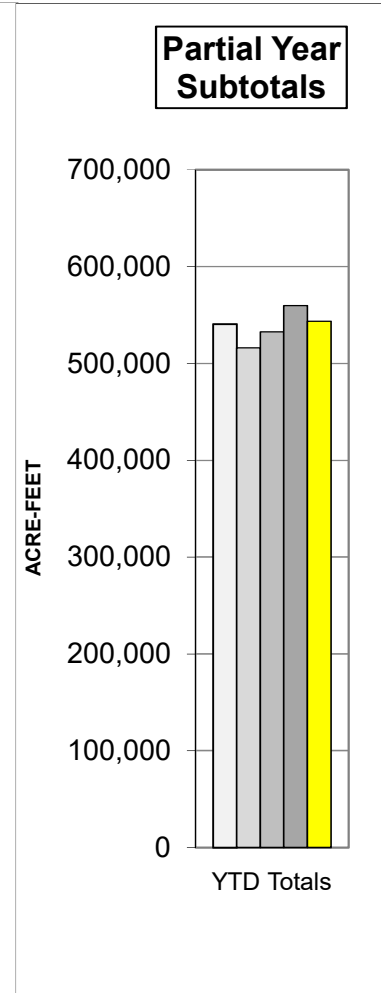
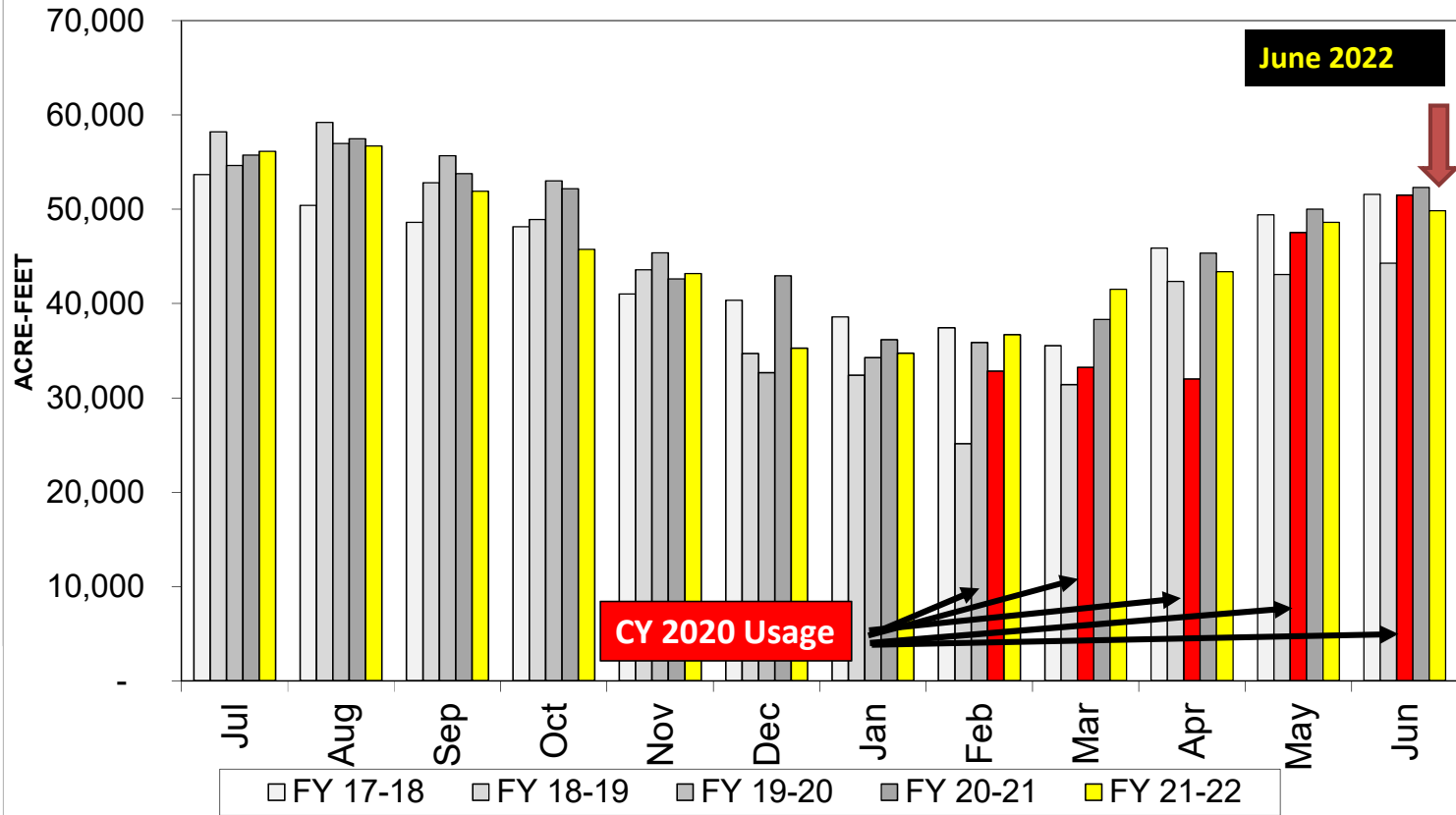
Fig. 1 OC Water Usage, Monthly by Supply with projection to end of fiscal year



- [1] Imported water for consumptive use. Includes "In-Lieu" deliveries and CUP water extraction. Excludes "Direct Replenishment" deliveries of spreading water and deliveries into Irvine Lake.
- [2] GW for consumptive use only. Excludes In-Lieu water deliveries and CUP water extraction that are counted with Import. BPP in FY '21-22 is 77%.
- [3] MWD OC's estimate of monthly demand is based on the projected 5 Year historical retail water demand and historical monthly demand patterns.
- [4] Total water usage includes IRWD groundwater agricultural use and usage by non-retail water agencies.

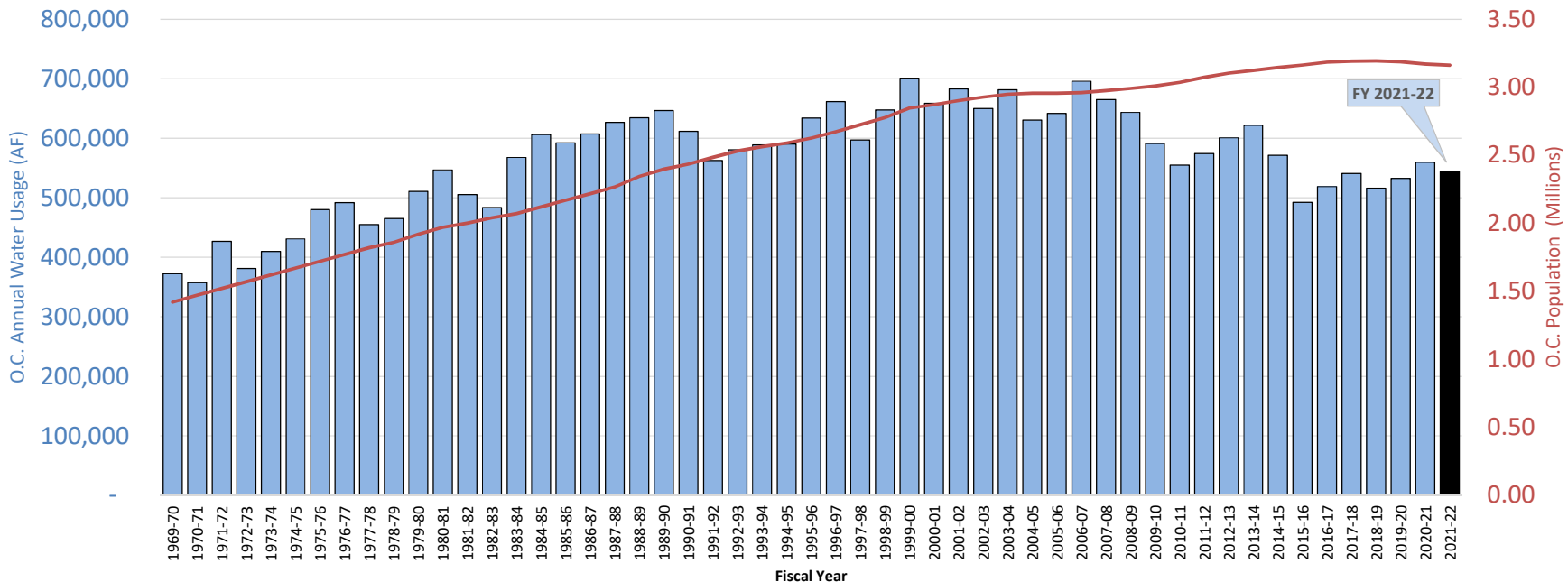


Fig. 2 OC Monthly Water Usage [1]: Comparison to Last 4 Fiscal Years

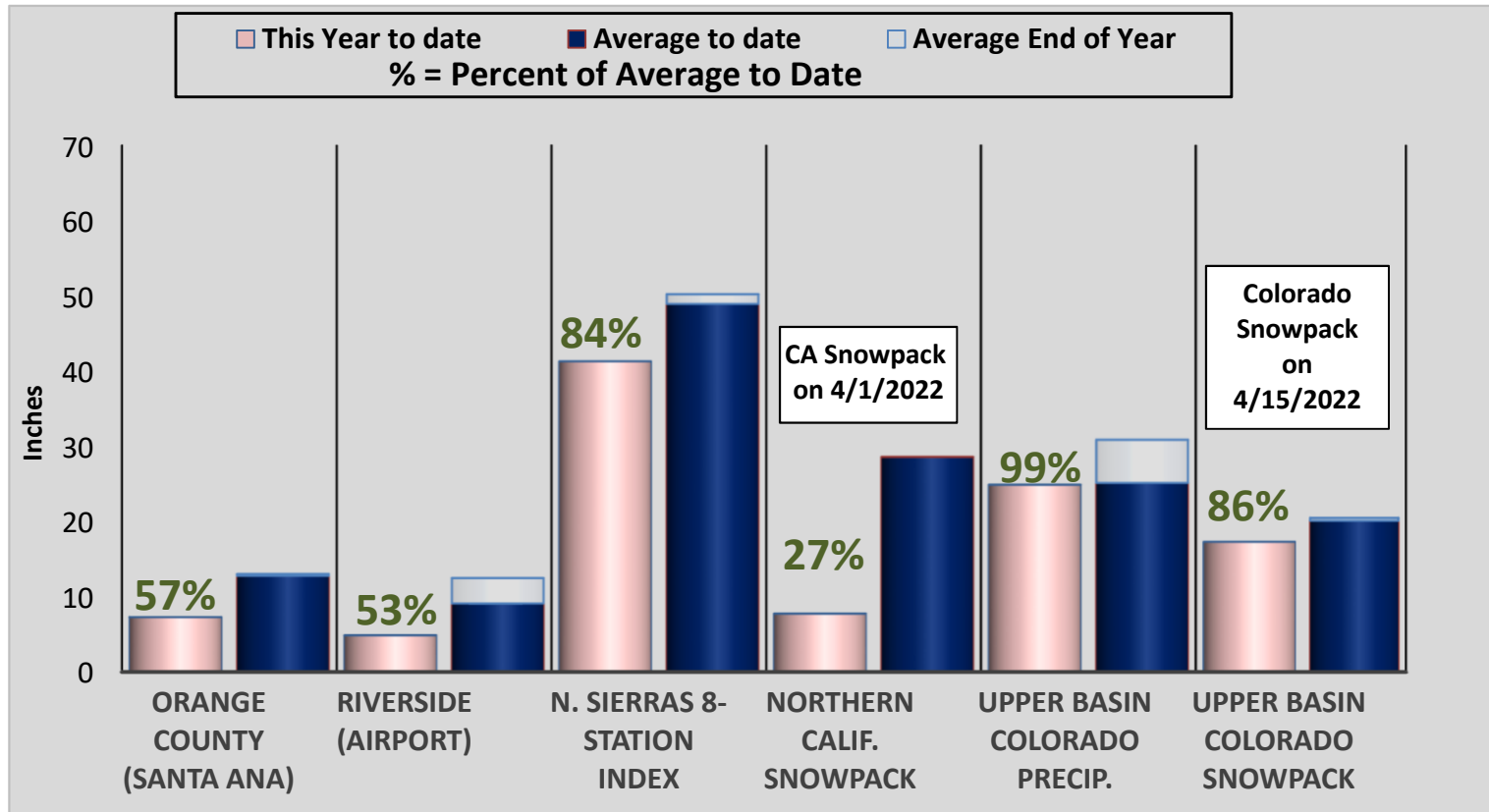


[1] Sum of Imported water for consumptive use (includes "In-Lieu" deliveries; excludes "Direct Replenishment" and "Barrier Replenishment") and Local water for consumptive use (includes recycled and non-potable water and excludes GWRS production) Recent months numbers include some estimation.

Orange County Annual M & I Water Usage

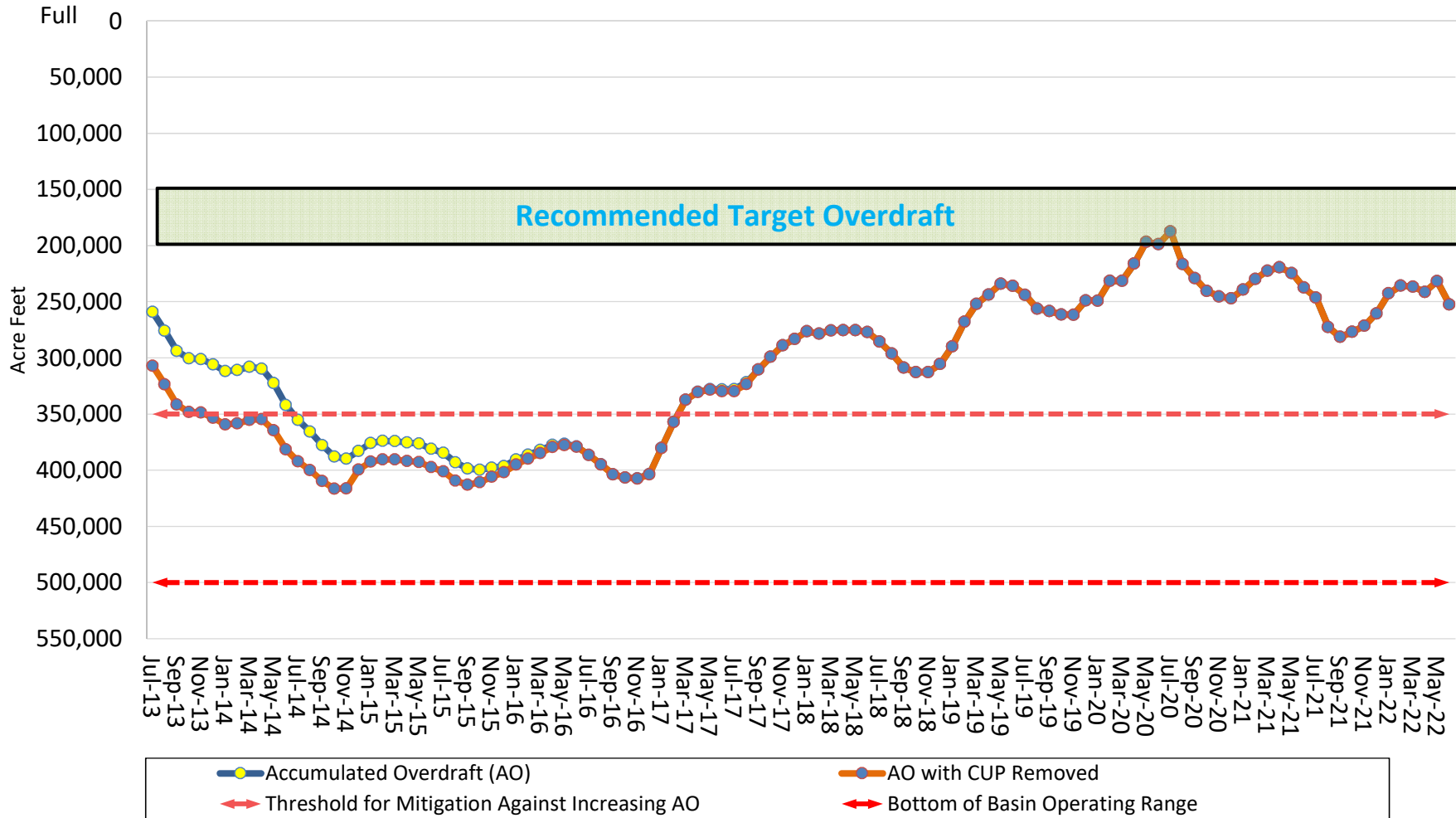


Accumulated Precipitation for the Oct.-Sep. water year, early August 2022



* The date of maximum snowpack accumulation (April 1st in Northern Calif. , April 15th in the Upper Colorado Basin) is used for year to year comparison.

Accumulated Overdraft of the OCWD Groundwater Basin as of June 2022



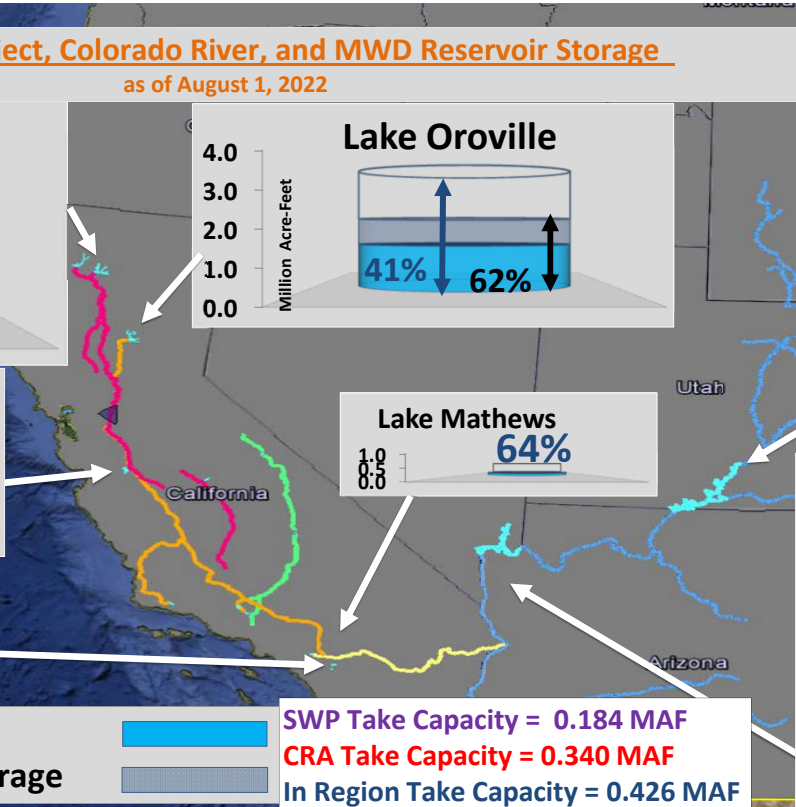
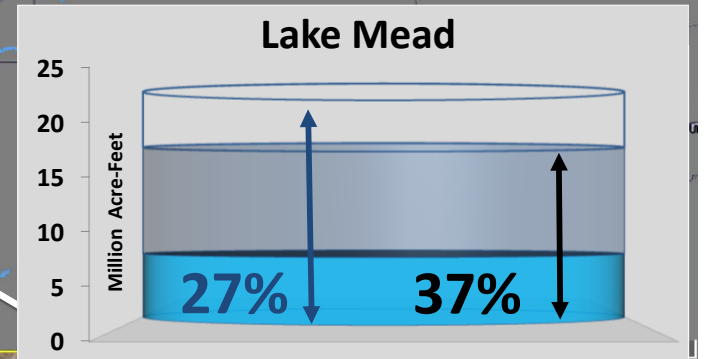
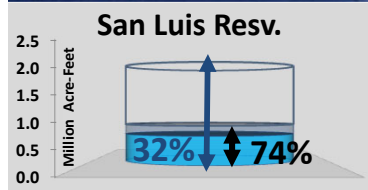
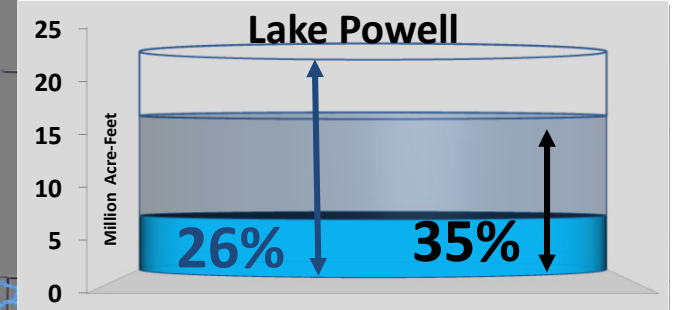
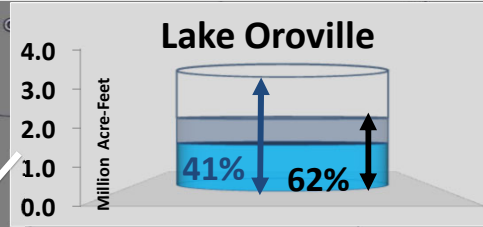

	Jul-20	Aug-20	Sep-20	Oct-20	Nov-20	Dec-20	Jan-21	Feb-21	Mar-21	Apr-21	May-21	Jun-21
AO (AF)	187,392	216,548	229,124	240,414	245,441	246,998	239,329	229,738	222,470	219,388	224,458	237,335
AO w/CUP removed (AF)	187,392	216,548	229,124	240,414	245,441	246,998	239,329	229,738	222,470	219,388	224,458	237,335
	Jul-21	Aug-21	Sep-21	Oct-21	Nov-21	Dec-21	Jan-22	Feb-22	Mar-22	Apr-22	May-22	Jun-22
AO (AF)	246,350	272,443	281,354	276,909	271,455	260,387	242,511	235,744	236,708	241,450	231,699	252,348
AO w/CUP removed (AF)	246,350	272,442	281,354	276,909	271,455	260,387	242,510	235,744	236,708	241,450	231,699	252,348

* Source ~ OCWD Monthly Board of Directors Packet, Water Resources Summary



State Water Project, Colorado River, and MWD Reservoir Storage

as of August 1, 2022



Reservoir Storage (Blue)
Historical Reservoir Storage (Grey)

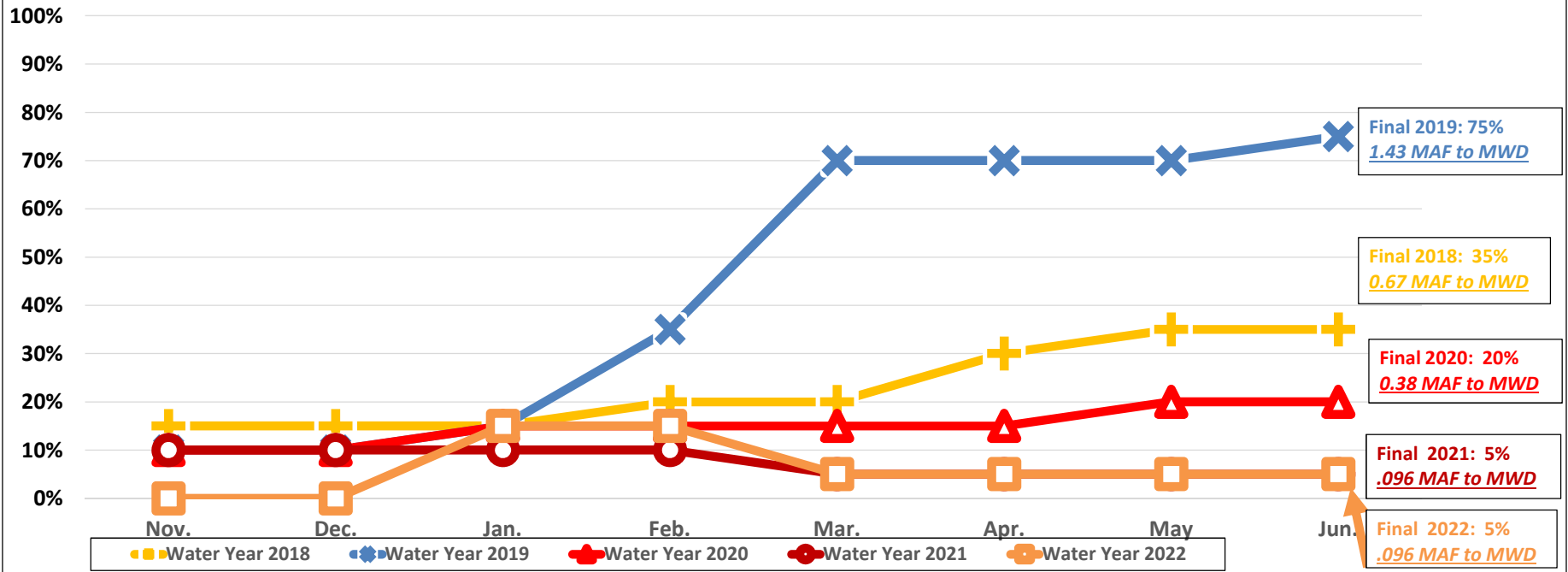
SWP Take Capacity = 0.184 MAF
CRA Take Capacity = 0.340 MAF
In Region Take Capacity = 0.426 MAF



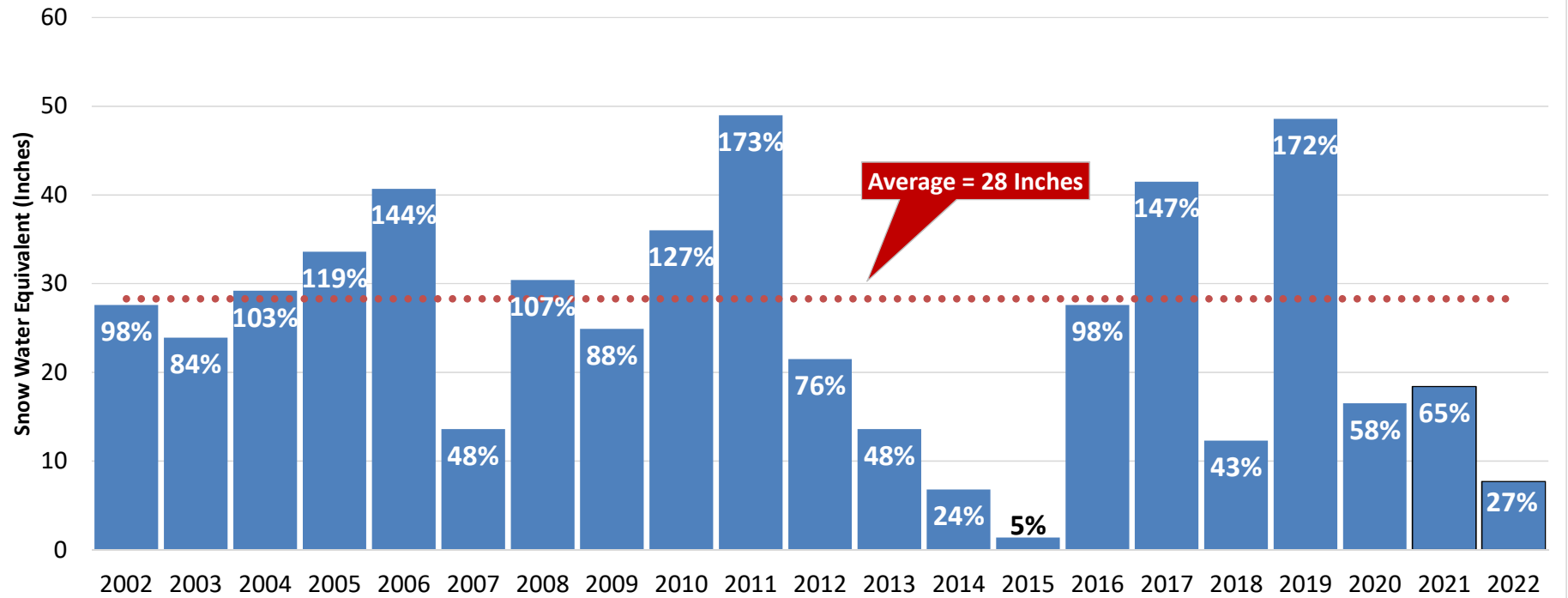
prepared by the Municipal Water District of Orange County
 *Number are Subject to Change

SWP TABLE A ALLOCATION PERCENTAGE

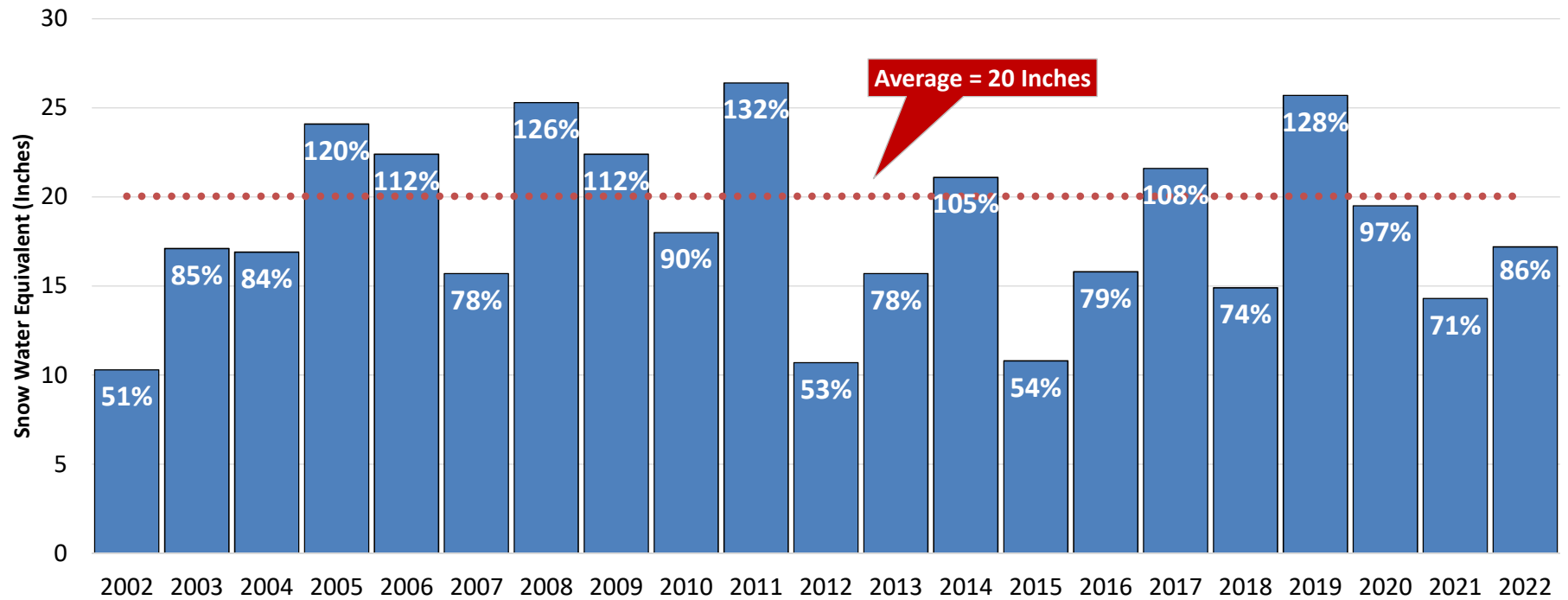
FOR STATE WATER PROJECT CONTRACTORS



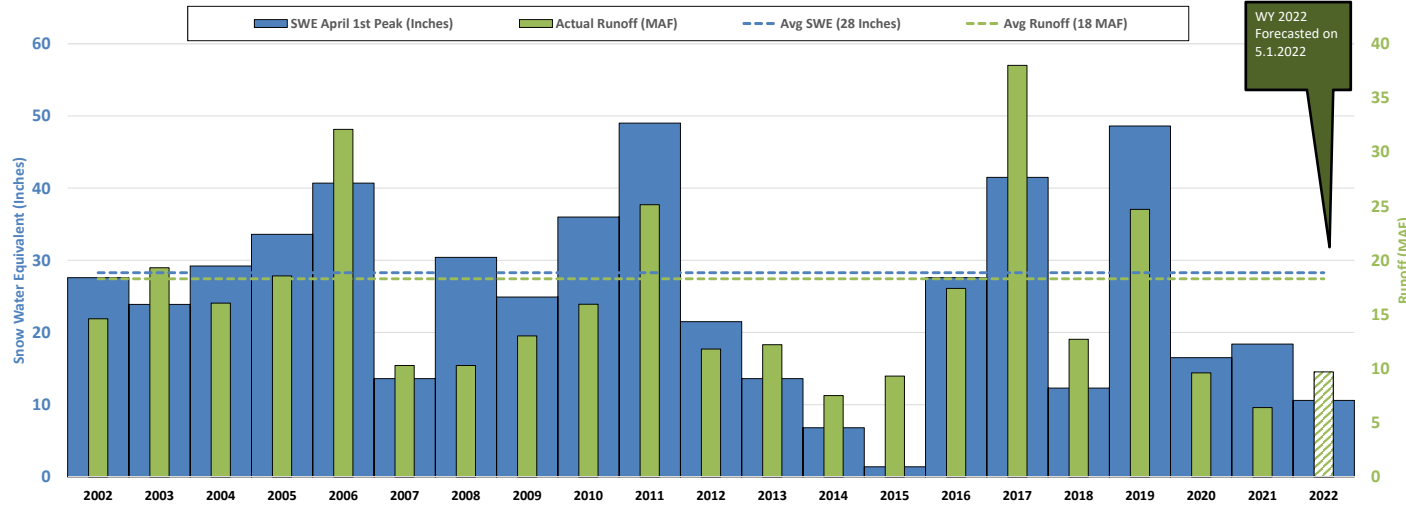
Historical Northern California April 1st Peak Snow Water Equivalent



Historical Colorado Basin April 15th Peak Snow Water Equivalent



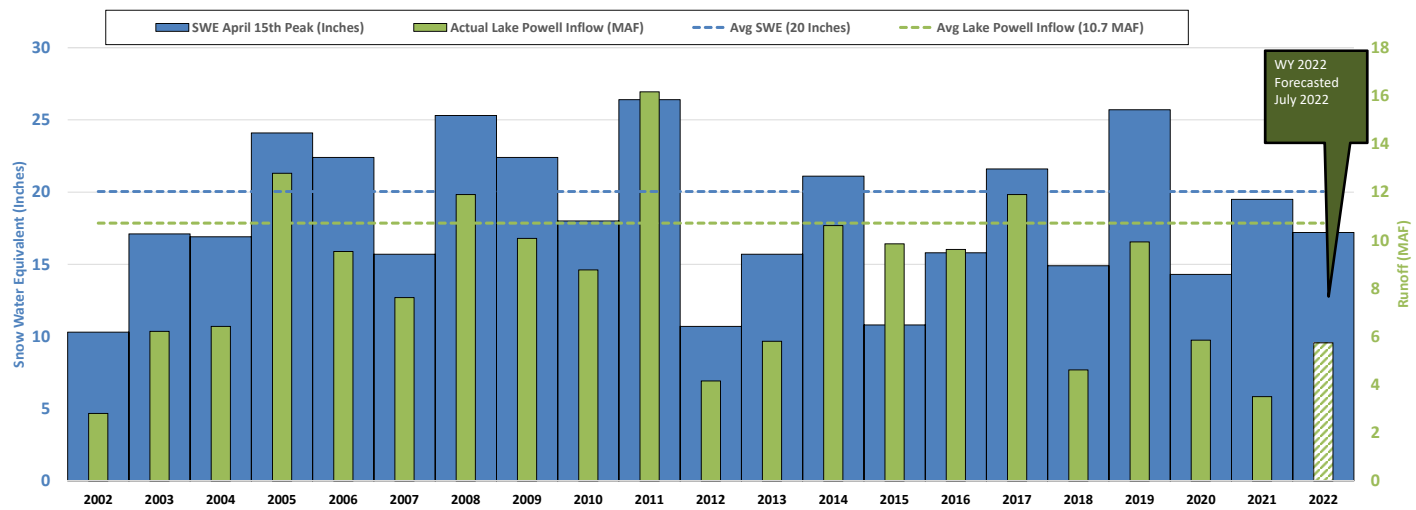
Northern California Historical Snow Water Equivalent (Inches) Vs Runoff (Million AF)



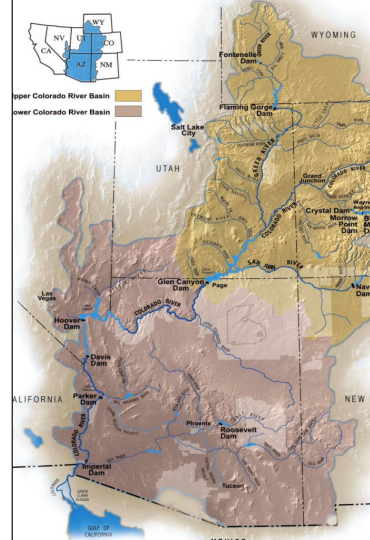
Sacramento River Basin



Upper Colorado Historical Snow Water Equivalent (Inches) Vs Runoff (Million AF)



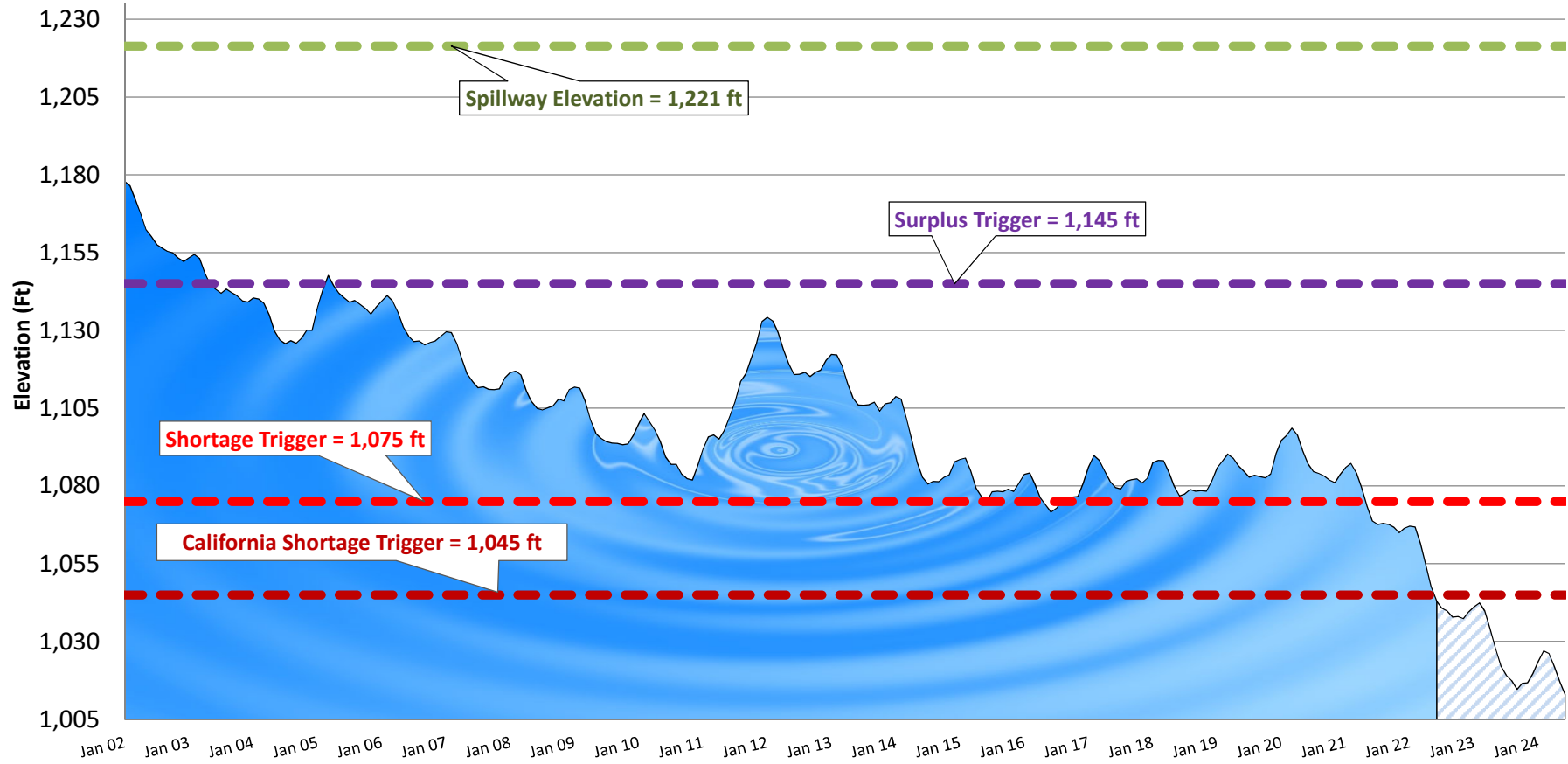
Colorado River Basin



Lake Mead Levels: Historical and Projected projection per USBR 24-Month Study

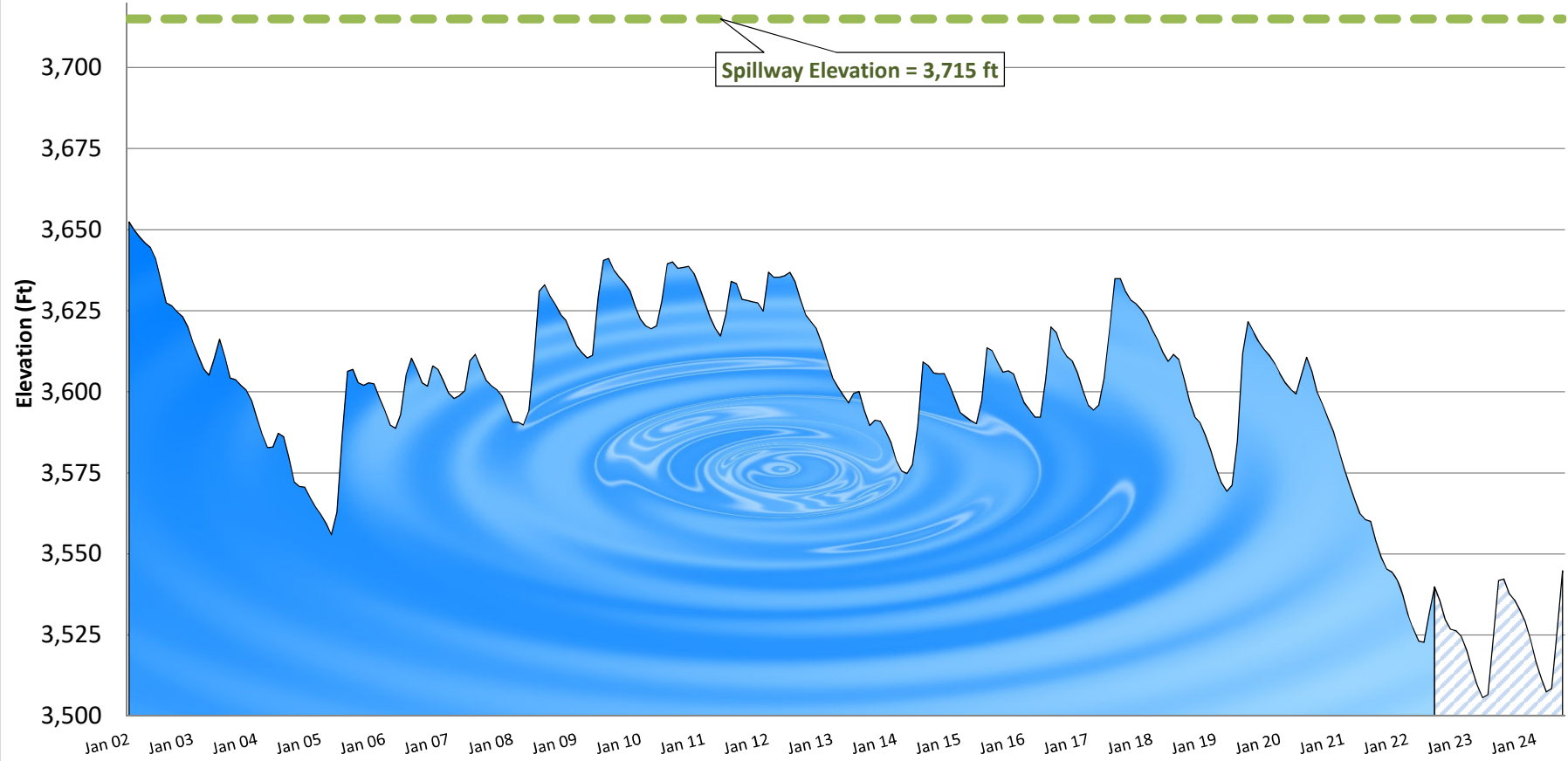


Projected
Historical

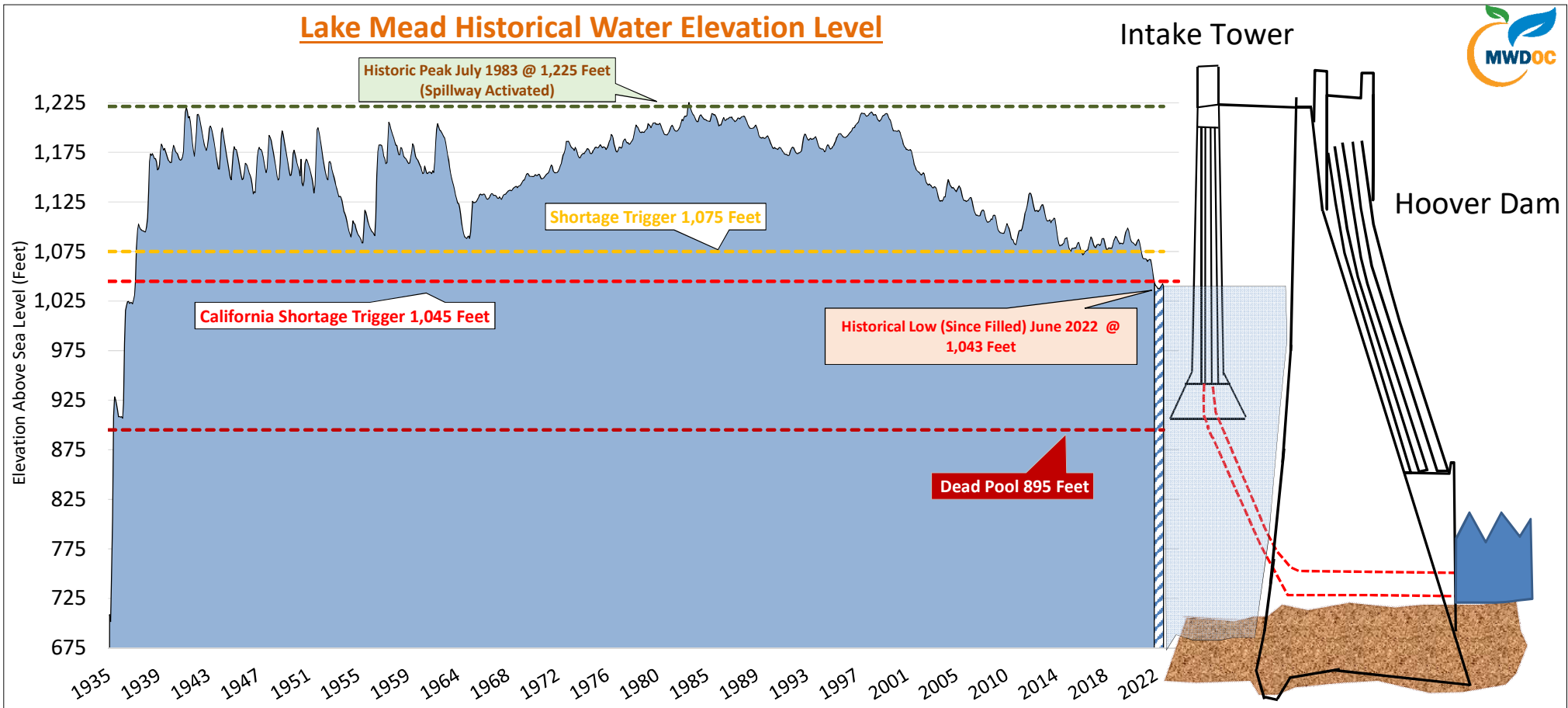


Lake Powell Levels: Historical and Projected projection per USBR 24-Month Study

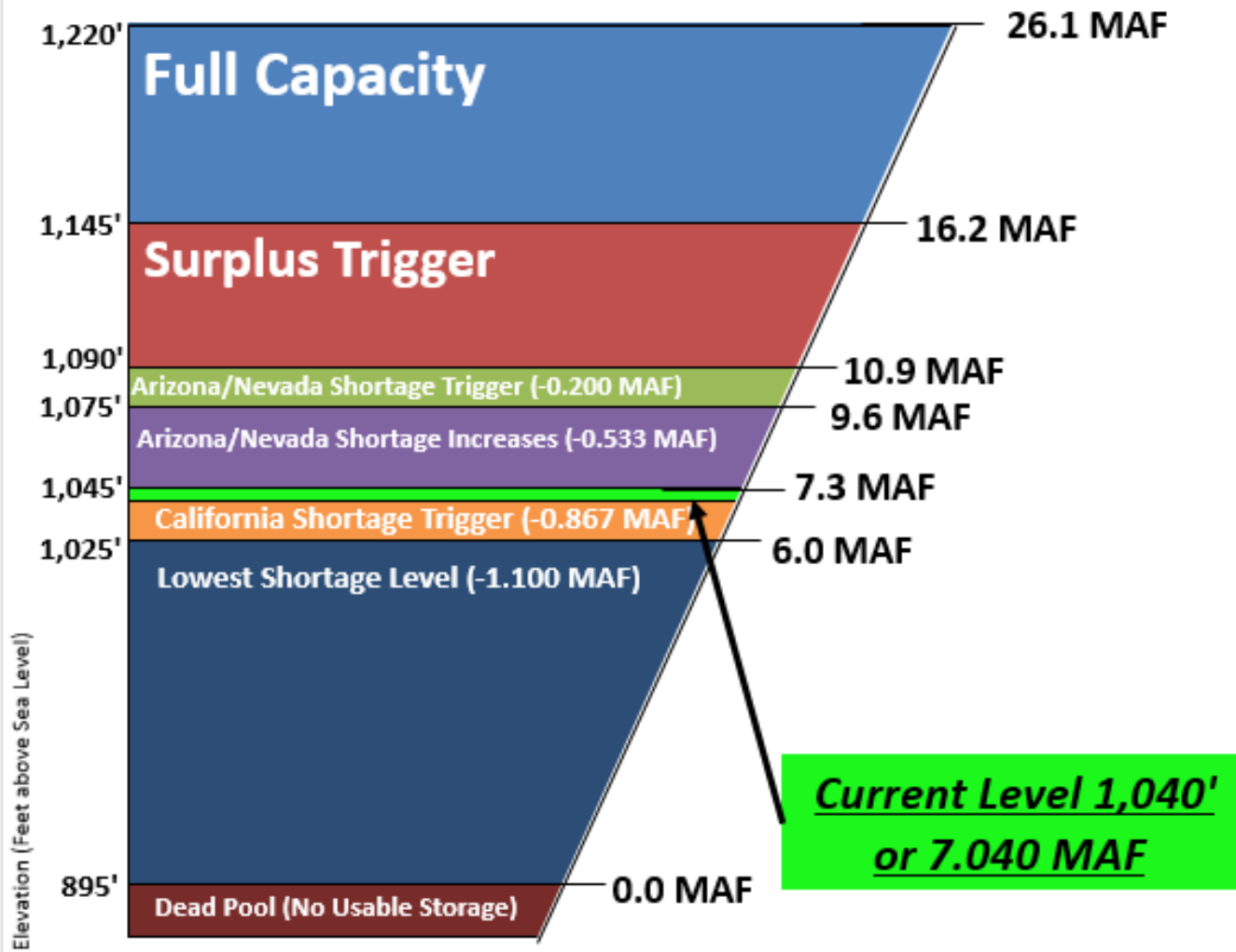
■ Historical □ Projected



Lake Mead Historical Water Elevation Level



Lake Mead Storage Level



ORANGE COUNTY

2022 Independence Day

After Action Report



Prepared by the Orange County Fire Authority
Irvine, CA

Table of Contents

- Executive Summary** 3
- Background and Methodology** 4
- Fireworks Policy in Orange County** 5
- Historical Fireworks Injury Trends** 6
- Types of Fireworks Involved in Injuries**..... 7
- Spatial Analysis of Fireworks Injuries** 8
- Fireworks-Related Fire Incidents and Property Loss**..... 9
- Public Display Incidents** 11
- Confiscated Fireworks**..... 12
- National Statistics Comparison**..... 13
- Appendix A**..... 16

Executive Summary

Cities throughout Orange County have gradually returned to pre-pandemic traditions as their Independence Day celebrations transitioned back to normal in 2022. With COVID restrictions fully lifted across the nation, most venues returned in full force and hosted their celebration events. The usual 10 Orange County cities permitted the sale of safe and sane fireworks in 2022, for a total of 203 stands throughout the County. A total of 31 public fireworks displays provided safe celebration options for the communities within Orange County.

In 2022, the injuries associated with fireworks increased slightly to 47 total reported injuries. Last year, Orange County reported 46 injuries that were related to fireworks. In comparison to the Consumer Product Safety Commission's (CPSC) 2021 fireworks injury statistics, Orange County's total fireworks injuries are less than expected for our population. While in 2021, reported Safe and Sane fireworks-related injuries accounted for 6% of total injuries, this year, Safe and Sane injuries accounted for only 2% of reported county-wide injuries. 26% of fireworks-related injuries were due to illegal fireworks while the outstanding 72% of injury origins remain unknown. The majority of reported injuries within Orange County were burns to the hands, head, face, ear, hands and fingers.

Firework injuries reported by hospital emergency rooms and urgent care facilities were mapped and compared to areas where the sale of Safe and Sane fireworks has been permitted. Results are a clear indication that hospitals near the cities where Safe and Sane firework sales are permitted did not necessarily report more injuries than those hospitals that are not near those same cities.

Orange County experienced an increase in estimated property loss this year. However, the acreage loss was about the same as it was last year. The reported amount of confiscated illegal fireworks was higher this year than it was last year.

We would like to take this opportunity to thank all the fire departments and medical providers in Orange County who contributed data to the analysis in this report.

Background and Methodology

Each year following the Independence Day holiday, the Orange County Fire Authority gathers data to analyze the overall impact of fireworks throughout Orange County. The information included in this report was contributed by hospital emergency rooms and Orange County fire departments to supplement OCFA's own fireworks data.

Injury data was solicited from a total of 24 hospital emergency rooms and 112 urgent care facilities throughout Orange County for the study period of June 30 through July 5, 2022. This year, we received responses from 11 hospital emergency rooms and 4 urgent care facilities, for an overall response rate of 11%. OCFA's own Emergency Medical Services data was also analyzed for injuries related to fireworks. The fireworks injuries contained in this report are only those that were reported to us; it is very likely that many more injuries occurred that were either not treated or not reported. National statistics extracted from the most recent 2021 CPSC Fireworks Report were also used for a comparison study.

Fireworks-related fire incident and property loss information was gathered from 9 out of 11 Orange County municipal fire departments, for a response rate of 81%. Narratives from the 8 fireworks-related incidents that OCFA responded to were analyzed for qualitative information regarding the impact of these incidents within Orange County communities. Local online and social media sources were also utilized for information regarding fireworks-related injuries and incidents in 2022. It is worth mentioning that this year, there was a lack of public articles and media interest surrounding Orange County Independence Day activities and events.

Fireworks Policy in Orange County

In 2022, 10 Orange County cities permitted the sale of safe and sane fireworks for a total of 203 retail consumer fireworks stands throughout the County.

City	Quantity
Anaheim	16
Buena Park	21
Costa Mesa	31
Fullerton	15
Garden Grove	29
Huntington Beach	15
Santa Ana	56
Stanton	2
Villa Park	3
Westminster	15
Total	203

With COVID-19 restrictions easing for the Independence Day holiday, most public display shows returned in full force. While Orange County experienced a myriad of shows this year, interesting enough, there was not a lot of media attention on the holiday aftermath or on any issues that were attributed to by holiday celebrations.

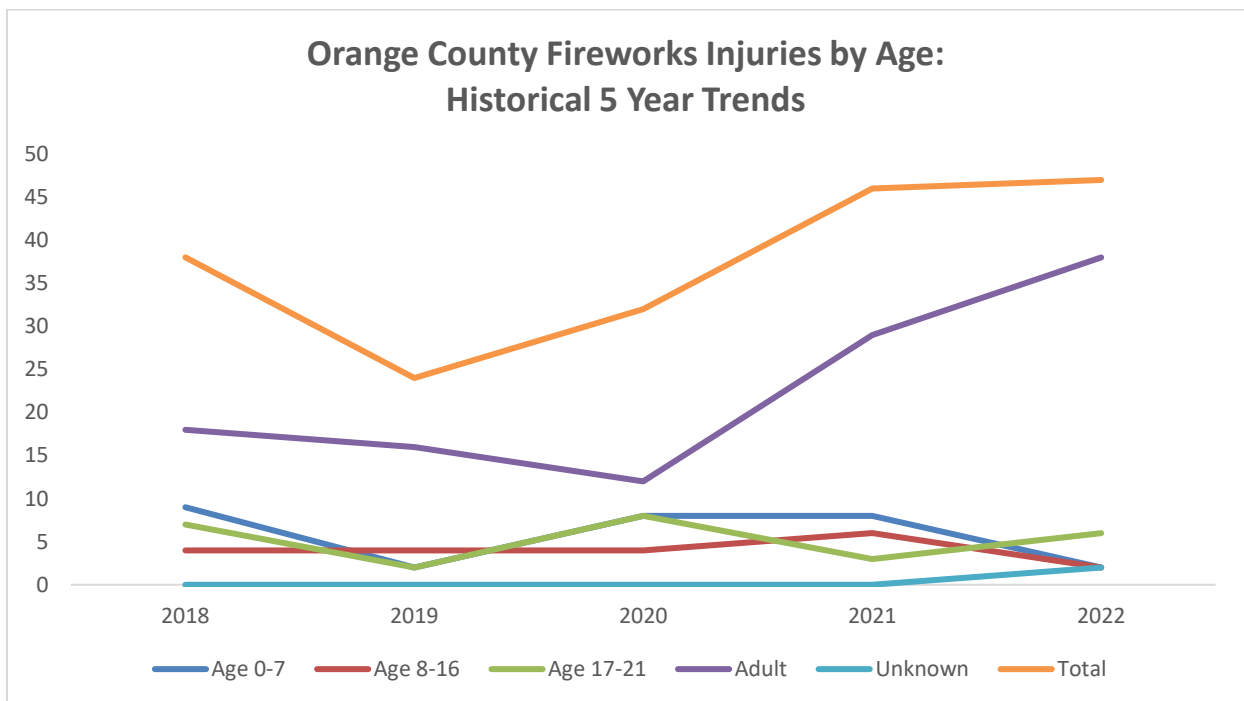
In Laguna Niguel, the annual fireworks display show was cancelled upon discovering inconsistencies in the permitting of documents that were provided by the pyrotechnic company. Working closely with Los Angeles County Fire (where this company was last permitted to operate) and the State Fire Marshal's office, it was discovered that the company in question was operating illegally. This revelation resulted in an ongoing investigation, cancellation of several firework shows within the state of California, and a seizure of approximately 35,000 pounds of fireworks that were in the company's possession. While the traditional aerial fireworks display show ended up being cancelled, the City of Laguna Niguel was still able to celebrate the Independence Day holiday with a laser and drone show this year.

Historical Fireworks Injury Trends

In 2022, Orange County hospital emergency rooms and urgent care facilities reported 47 injuries that were directly caused by fireworks. This is a slight increase in comparison to 2021, when 46 injuries were reported. Over the past 5 years, Orange County averaged close to 37 fireworks-related injuries per year around the Independence Day holiday (June 30th-July 5th).

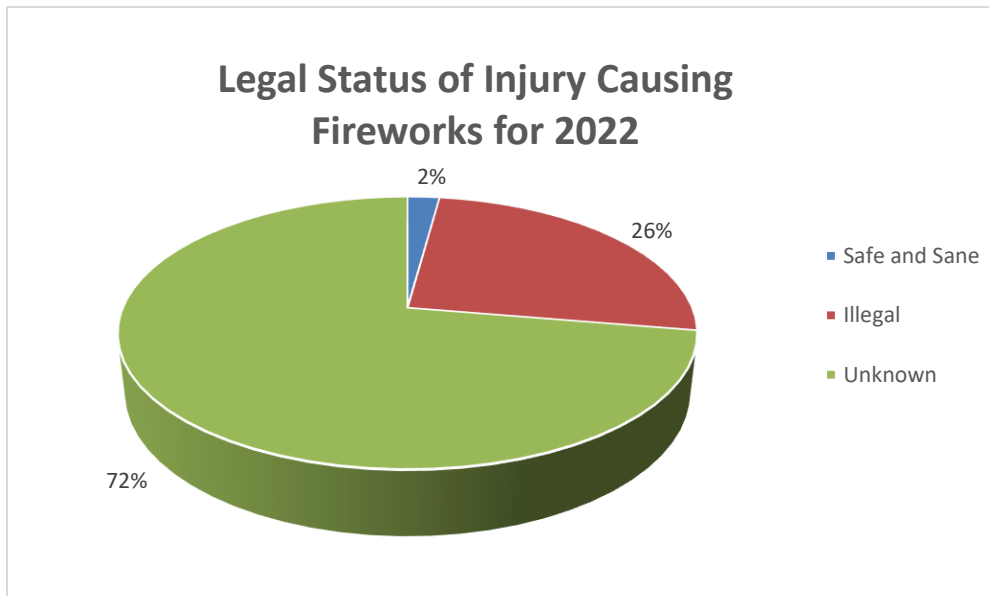
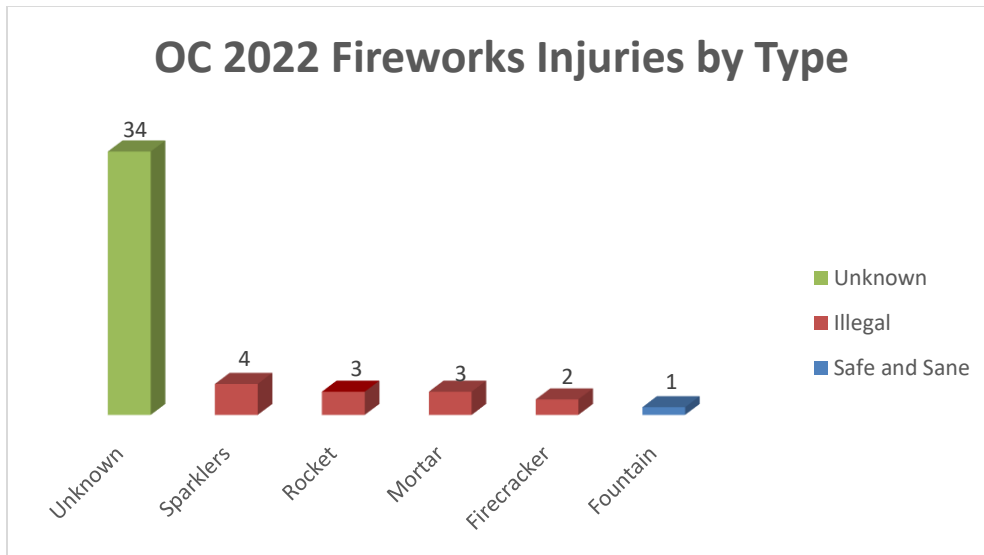
Age Range	2018	2019	2020	2021	2022
0-7	9	2	8	8	2
8-16	4	4	4	6	2
17-21	7	2	8	3	6
Adult	18	16	12	29	38
Unknown	0	0	0	0	2
TOTAL	38	24	32	46	47

As in previous years, the number of reported fireworks-related injuries for adult patients was the highest for 2022. Most years, the adult category seems to yield the highest number of fireworks-related injuries. Reported injuries for patients under the age of 21 (age brackets 0-7, 8-16 and 17-21) decreased from 17 injuries in 2021 to 10 injuries this year.



See Appendix A for detailed information about injuries reported by emergency rooms and urgent care facilities.

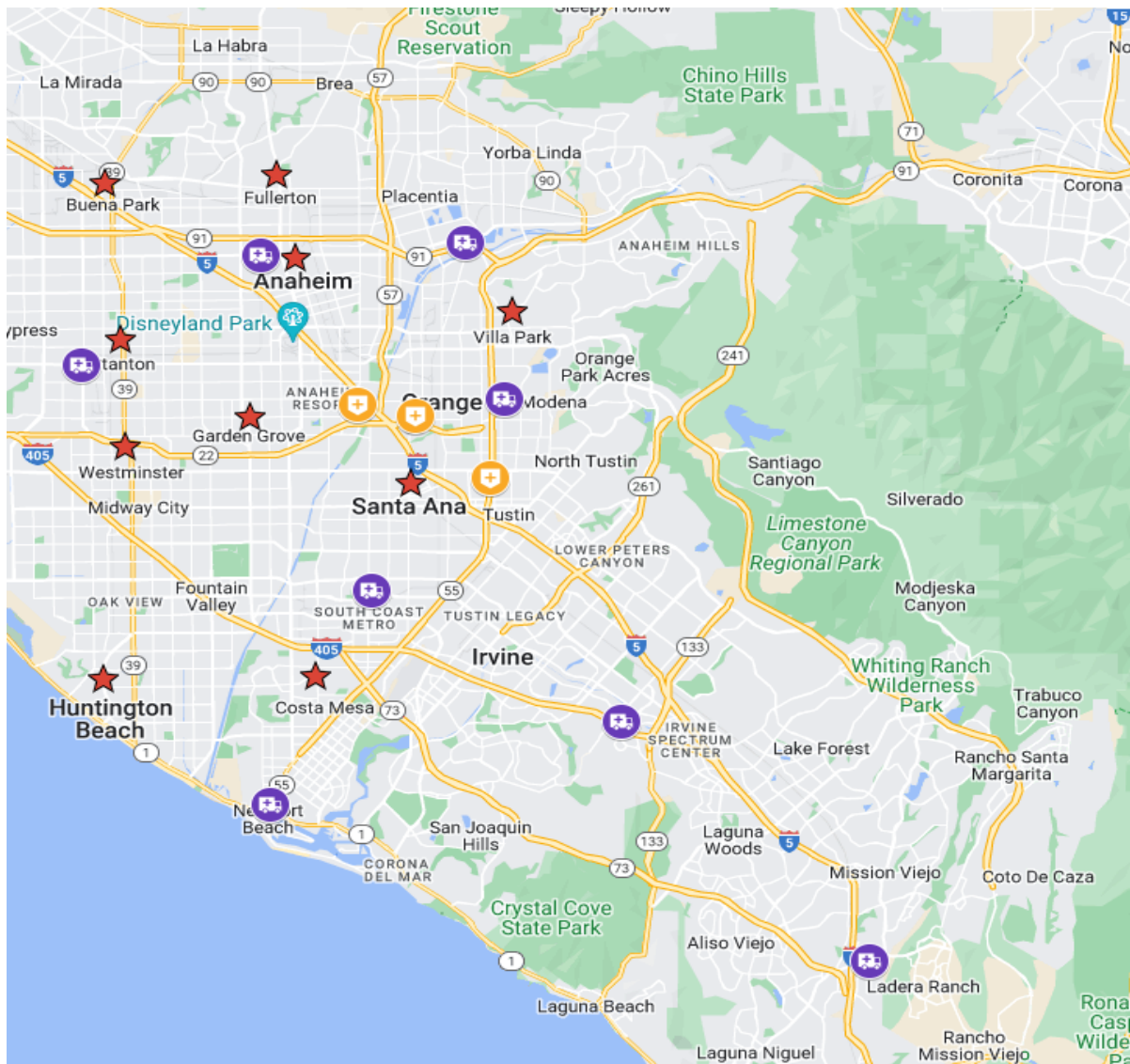
Types of Fireworks Involved in Injuries



This year in Orange County, most of the fireworks-related injuries were caused by an illegal or an unknown type of firework. Safe and Sane fireworks accounted for a very small percentage of reported injuries. Reported illegal fireworks accounted for 26% of all fireworks-related injuries while reported Safe and Sane fireworks accounted for a mere 2% of fireworks-related injuries. The remaining 72% of injuries were caused by an unknown type. While there were a significant number of “unknown” type of fireworks, Sparklers were identified as the type of illegal firework that caused the most reported injuries this year.

Spatial Analysis of Fireworks Injuries

This map displays the locations of the Orange County hospitals that provided data regarding reported fireworks-related injuries in 2022. The red stars indicate the cities that allowed the sale of Safe and Sane fireworks. The purple ambulance marker indicates hospitals that reported between 1-4 injuries and the mustard hospital shield marker indicates hospitals that reported 5 or more injuries during the study period of June 30, 2022 through July 5, 2022. There were 3 hospitals that reported 5 or more injuries this year (compared to 4 hospitals in 2021). This information does not conclude that the sale of fireworks caused more fireworks-related injuries. The spatial relationship of fireworks-related injuries that were treated in and around Safe and Sane cities is not necessarily indicative of an on-going trend that injuries are happening near to the Safe and Sane cities. Reported injuries seem to be spread out throughout the county, regardless of firework sales.



Fireworks-Related Fire Incidents and Property Loss

Historical Property Loss					
	2018	2019	2020	2021	2022
Property Loss	\$115,975	\$913,705	\$42,100	\$114,032	\$614,150
Acreage Lost	1.19 acres	0.14 acres	26.1 acres	0.27 acres	0.28 acres

In comparison to 2021, reported fireworks-related property loss increased in Orange County for 2022. However, reported acreage that was lost due to fireworks-related fires, was similar to 2021. Fireworks were the cause of a structure fire in Fullerton that resulted in \$255,000 worth of damages and a brush fire that was caused from improper disposal of fireworks within the City of Fullerton. Anaheim Fire and Rescue reported over \$37,000 in property damages caused by fireworks and 5 civilian injuries this year. There was also a mobile home fire (after the June 30th-July 5th holiday timeframe) that was caused by fireworks which resulted in reported damages of \$260,000. Costa Mesa reported about \$200 in damages to a home due to fireworks this year. Huntington Beach Fire Department had several dumpster and structure fires including a vehicle fire that totaled \$179,400 in property and content losses this year. Santa Ana had a structure fire and a few dumpster fires that resulted in over \$130,000 of damages caused by fireworks this year.

In Orange County Fire Authority’s jurisdiction, 8 fireworks-related incidents were reported this year.

Incident Calls/Type of Fire	
Roof/Structure Fire	1
Lawn Fire	0
Dumpster (or Trash) Fire	3
Tree Fire	0
Brush/Acre Fire	3
Vehicle Fire	0
Other	1

2022 FIREWORKS-RELATED PROPERTY LOSS

Note: Red denotes cities that permit the sale of safe and sane fireworks

CITY	COUNT	\$ LOSS	ACREAGE	COMMENTS
Aliso Viejo	0	0	0	N/A
Anaheim	17	\$37,050	0	5 civilian injuries
Brea	0	0	0	N/A
Buena Park	1	\$500	0	1 dumpster fire
Costa Mesa	2	\$200	0	\$200 damage to board on garage
Cypress	0	0	0	N/A
Dana Point	0	0	0	N/A
Fountain Valley	0	0	0	N/A
Fullerton	9	\$255,000	0.25	1 brush, 1 structure
Garden Grove	1	\$500	0	1 outside fire
Huntington Beach	20	\$179,400	0	Dumpsters, homes, vehicle fire
Irvine	1	\$2,500	0.02	1 wildland fire
Ladera Ranch	0	0	0	N/A
La Palma	0	0	0	N/A
Laguna Beach	N/A	N/A	N/A	N/A
Laguna Hills	0	0	0	N/A
Laguna Niguel	0	0	0	N/A
Laguna Woods	0	0	0	N/A
Lake Forest	0	0	0	N/A
Los Alamitos	0	0	0	N/A
Mission Viejo	0	0	0	N/A
Newport Beach	0	0	0	N/A
Orange	0	0	0	N/A
Placentia	N/A	N/A	N/A	N/A
Rancho Santa Margarita	0	0	0	N/A
San Clemente	0	0	0	N/A
San Juan Capistrano	1	0	0	1 grass fire
Santa Ana	3	\$138,500	0	1 dumpster, 1 trash, 1 structure fire
Seal Beach	0	0	0	N/A
Stanton	0	0	0	N/A
Tustin	0	0	0	N/A
Unincorporated OC	1	\$500	0.01	1 brush fire
Villa Park	0	0	0	N/A
Westminster	0	0	0	N/A
Yorba Linda	0	0	0	N/A
COUNTY TOTAL	56	\$614,150	0.28	--

Note that incidents reported on this list are only the incidents that were reported with a potential property or acreage loss

Public Display Incidents

There were 31 public displays in Orange County this year. OCFA took part in 24 of those public displays. There were no injuries, fires or violations reported. Orange County shows outside of OCFA areas included: 1 in Costa Mesa, 1 in Huntington Beach, 3 in Newport Beach, 1 in Orange and 2 in Anaheim.

The following table details the malfunctions and recommendations that occurred at 8 Orange County Independence Day firework display shows:

City	Injuries	Health & Safety Violations	Fires	Malfunctions/Comments
Grand Park, Aliso Viejo	0	0	0	Pedestrians attempting to walk down to Grand Park
San Juan Sports Park, San Juan Capistrano	0	0	0	1 cake that did not fire after a rewire was returned
Knotts Berry Farm, Buena Park	0	0	0	4" shells (2) dud, some debris in Station 61 parking lot
Lake Forest HOA	0	0	0	2 shells returned, recommend marking bare location with buoy to keep shooter 100 ft from product
Mission Viejo Activities Club	0	0	0	3" dud, 3" shell was in a mortar from previous shoot
Centennial Park, Santa Ana	0	0	0	Recommend relocating product 20 ft away from access road
Mission Viejo Country Club	0	0	0	32 pieces of product not intended for this show were in the truck, remained under watch of operator until pyro company picked it up
LARCS Founders Park, Ladera Ranch	0	0	0	6 shells were returned as duds

Confiscated Fireworks

Each year, Orange County Fire Authority measures the amount of fireworks confiscated over the Independence Day holiday. In 2022, the amount of reported confiscated illegal fireworks to local fire departments and law enforcement agencies was higher to confiscation numbers in 2021 (5861.2 lbs this year versus 3489.9 lbs in 2021). There was clearly no shortage of confiscation activity for local authorities. Orange City Police Department did report 375 calls for service with 7 confiscations and 5 arrests this year, but the confiscation amounts were unknown. The following tables represents the information provided by various Orange County fire departments.

FIRE DEPARTMENT NAME	ILLEGAL	CONSUMER	TOTAL
Anaheim Fire & Rescue	783 lbs	0 lbs	783 lbs
Brea Fire Department	0 lbs	0 lbs	0 lbs
Costa Mesa Fire Department	3204 lbs	0 lbs	3204 lbs
Fountain Valley Fire Department	0 lbs	0 lbs	0 lbs
Fullerton Fire Department	20 lbs	0 lbs	20 lbs
Huntington Beach Fire Department	829 lbs	0 lbs	829 lbs
Laguna Beach Fire Department	N/A	N/A	N/A
Newport Beach Fire Department	25.2 lbs	5.4 lbs	30.6 lbs
Orange City Fire Department	N/A	N/A	N/A
Orange County Fire Authority	1000 lbs	250 lbs	1250 lbs
Placentia Fire Department	N/A	N/A	N/A
ORANGE COUNTY TOTAL	5861.2 lbs	255.4 lbs	6116.6 lbs

Confiscated Illegal Fireworks					
	2018	2019	2020	2021	2022
Consumer	27 lbs	64 lbs*	177 lbs**	757.9 lbs ***	255.4 lbs
Dangerous/Illegal	2329 lbs	5965 lbs*	4066 lbs **	3489.9 lbs ***	5861.2 lbs

*Newport Beach statistics NOT included

**Fountain Valley statistics NOT included

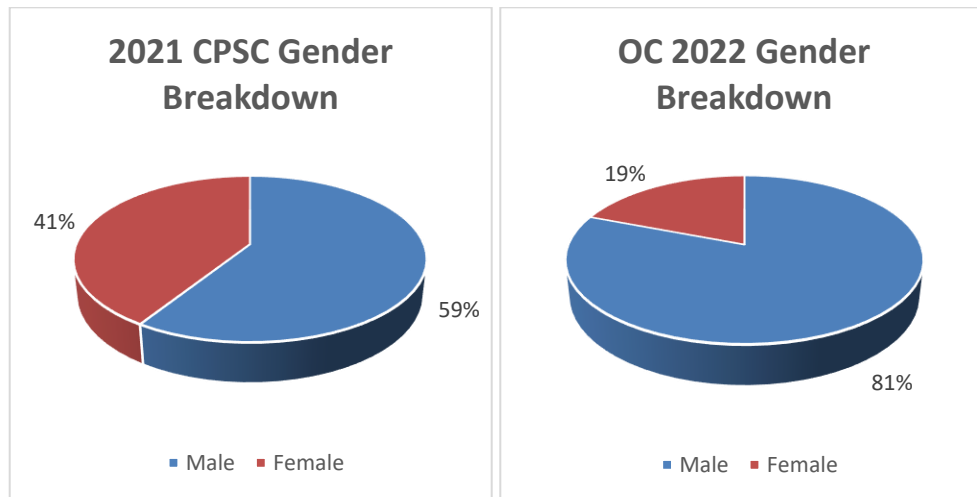
***Placentia statistics NOT included

NOTE: IN 2022, STATISTICS FOR ORANGE CITY FIRE DEPARTMENT, PLACENTIA FIRE DEPARTMENT AND LAGUNA BEACH FIRE DEPARTMENT WERE UNAVAILABLE.

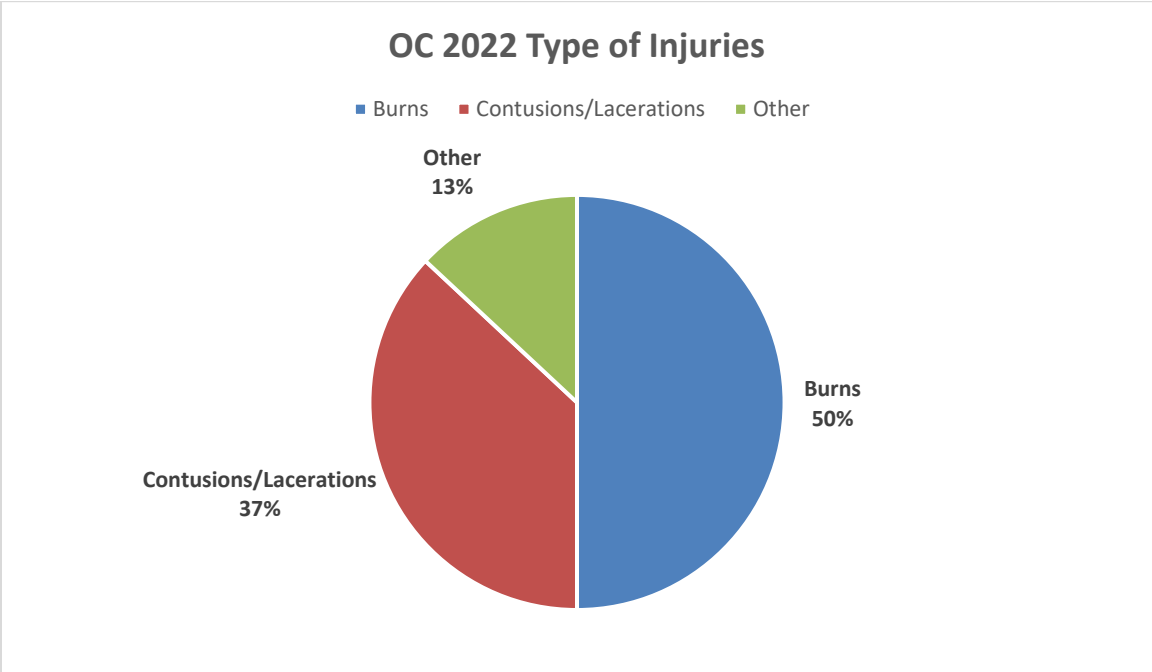
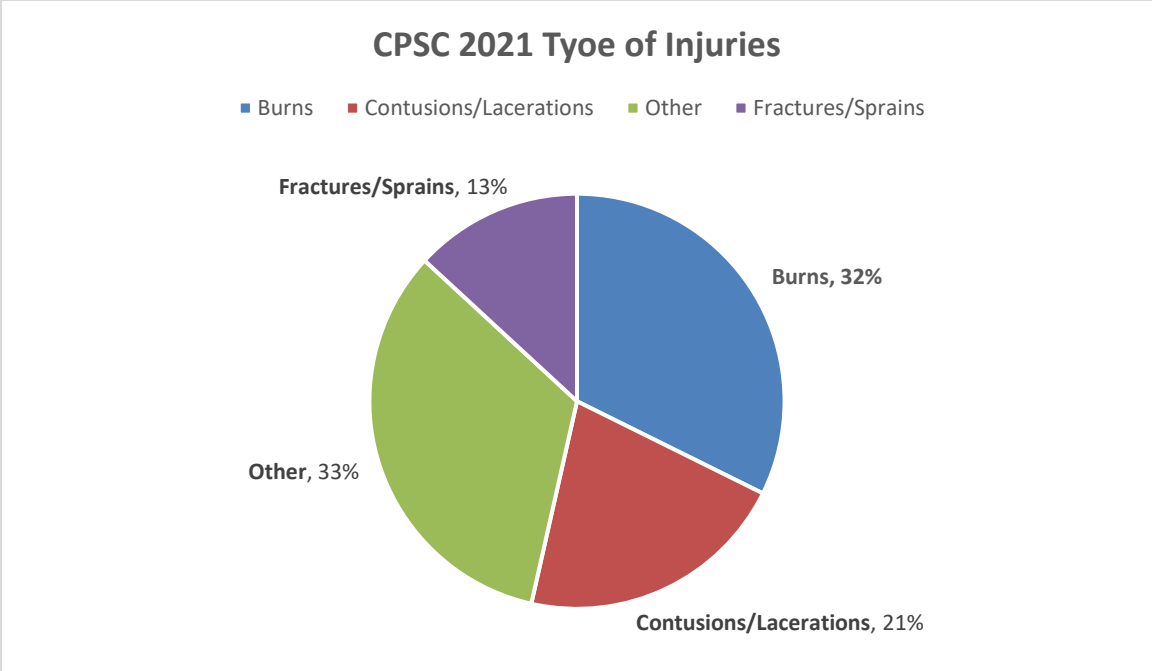
OCFA would like to make mention that this year, on July 19, 2022, we did have an incident where we had an additional 470 lbs of illegal fireworks confiscated that were not included in the numbers reported above because they were reported outside of the timeframe of June 30th – July 5th.

National Statistics Comparison

According to the 2021 CPSC Annual Fireworks Report, 74% of fireworks-related injuries occurred in the month around the Independence Day holiday. While there was a total of 11,500 fireworks-related injuries during the entire 2021 calendar year, fireworks were involved in an estimated 8,500 injuries treated in US hospital emergency departments during the single month special study period between June 18, 2021, and July 18, 2021. Compared to the 10,300 injuries treated during the special study period in 2020, there were 1,800 less injuries treated during a similar timeframe in 2021. Orange County's number of reported firework-related injuries was 47 in 2022 which is a slight increase from the 46 injuries reported in 2021. The same 10 cities allowed for the sale of Safe and Sane fireworks in 2022 as they did in 2021. In comparison to the national average of injuries reported, Orange County seems to be significantly lower in average injuries. This difference could be attributed to the fact that the sale of Safe and Sane fireworks is limited to only 10 Orange County cities. Another contributing factor is that not all injuries may have been reported to hospitals and only a small percentage of medical facilities provided us with their reported injuries. A special consideration for 2022 is that with the continuation of the COVID pandemic, many people may have intentionally avoided going to hospitals and/or urgent cares for fear that they may risk exposure to the virus.

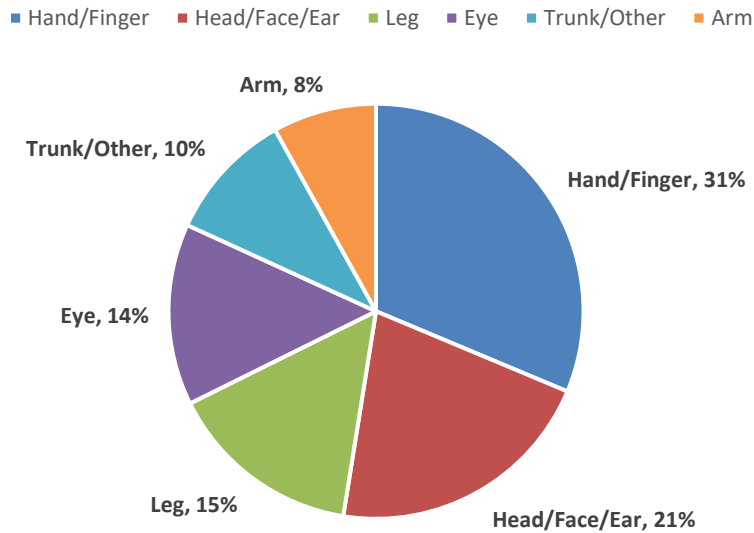


Nationally, 59% of fireworks injuries were experienced by males and 41% of fireworks injuries were experienced by females. This year in Orange County, the gender breakdown was quite unaligned with the national average. An unproportionate 81% of fireworks injuries were experienced by males and only 19% of fireworks injuries were experienced by females.

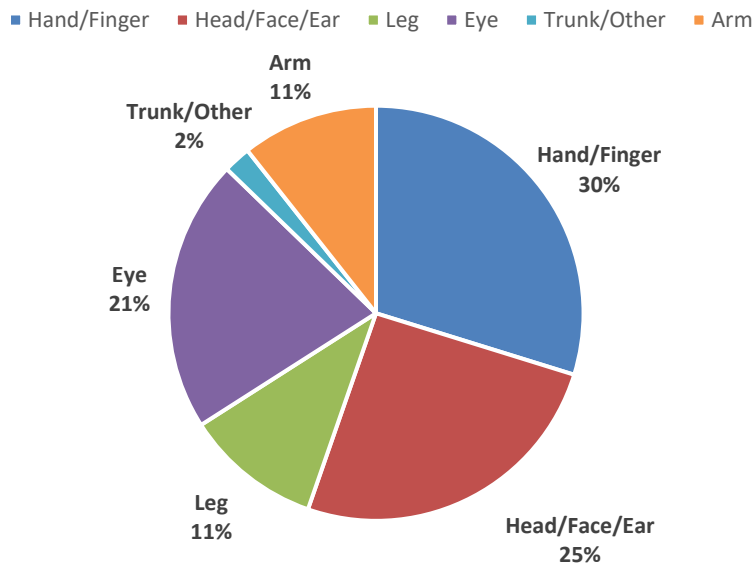


The percentages for the type of injuries reported within Orange County this year deviates from the national averages. This year burns made up most of the fireworks-related injuries in Orange County, at 50% this year. This percentage is significantly higher than the national rate of 32% for burns. Orange County’s reported contusions/lacerations in 2022 are also significantly higher than the national average, sitting at 37% versus the national average of 21%. Orange County experienced no reported fractures and sprains this year.

CPSC 2021 Body Regions Injured



OC 2022 Body Regions Injured



In Orange County this year, hand/finger injuries were the highest at 30%. This percentage is slightly lower than the national average of 31%. Head/face/ear injuries were also quite high in Orange County making up 25% of injuries and is only slightly higher than the national average of 21% for the same type of injury. Eye and arm injuries in Orange County came in a tad higher than the national injury percentages while leg and trunk/other categories came in at lower percentages this year.

Appendix A

2022 INJURIES BY MEDICAL FACILITY			
AGE	GENDER	DESCRIPTION OF INJURY	CARE FACILITY
24	M	FACIAL BURNS	HOAG NEWPORT
49	F	LOSS OF VISION IN RIGHT EYE	HOAG NEWPORT
UNK	M	HAND BURNS	HOAG NEWPORT
29	M	HIT IN FACE WITH FIREWORK	OC GLOBAL MEDICAL CENTER
32	M	HIT IN FACE WITH FIREWORK	OC GLOBAL MEDICAL CENTER
21	M	FIREWORK EXPLODED WHILE LIGHTING IT	OC GLOBAL MEDICAL CENTER
3	F	SPARKLER SPARKED INTO FACE WHILE HOLDING IT	OC GLOBAL MEDICAL CENTER
31	M	FIREWORK EXPLODED WHILE LIGHTING IT	OC GLOBAL MEDICAL CENTER
19	M	FIREWORK EXPLODED WHILE LIGHTING IT	OC GLOBAL MEDICAL CENTER
UNK	M	FIRECRACKER HAND INJURY	KAISER ANAHEIM
18	M	FIREWORK EXPLODED NEAR PATIENT	KAISER IRVINE
40	M	BLAST TO FACE	UCI
21	M	FIREWORK WAS THROWN AT PATIENT	UCI
19	M	HELD TUBE OF LIVE FIREWORKS IN HANDS	UCI
10	M	FIREWORKS EXPLODED IN HANDS	UCI
23	F	FIREWORKS FELL ON PATIENT HEAD	UCI
23	F	FIREWORK LANDED ON PATIENT	UCI
31	M	BOTTLE ROCKET TO THE FACE	UCI
3	F	PATIENT RAN INTO SPARKLER	UCI
26	M	PATIENT HOLDING FIREWORK	UCI
46	M	PATIENT HOLDING SPARKLER	UCI
45	M	BURN TO ARM	UCI
17	M	PATIENT STOOD TOO CLOSE AND SLEEVE CAUGHT FIRE	UCI
25	M	PATIENT HOLDING FIREWORK	UCI
45	M	FIRECRACKER BLEW UP ON CALF	CYPRESS URGENT CARE
31	M	MORTAR FUSE BURNED TOO FAST	ST JOSEPH HOSPITAL
48	M	FIREWORK WENT OFF	ST JOSEPH HOSPITAL
14	M	PATIENT STRUCK BY FLYING FIREWORK	ST JOSEPH HOSPITAL
52	M	PIPE FIREWORK BLEW UP	ST JOSEPH HOSPITAL
23	M	FIREWORK MATERIAL TO EYE	ST JOSEPH HOSPITAL
25	F	FIREWORK WENT OFF NEAR PATIENT	ST JOSEPH HOSPITAL
25	M	PATIENT HIT BY DEBRIS FROM FIREWORK	ST JOSEPH HOSPITAL
57	M	PATIENT GRABBED FIREWORK FROM CHILD	MISSION HOSPITAL
55	F	HIT BY FIREWORK	MISSION HOSPITAL
32	M	FIREWORK HIT PATIENT ON ARM	ANAHEIM REGIONAL
30	M	PATIENT HOLDING SPARKLERS WHEN LIT	ANAHEIM REGIONAL
44	M	FIREWORK BLEW UP IN HAND	CHAPMAN GLOBAL MEDICAL
33	M	LIT FIREWORK WITH 2 FUSES	SOUTH COAST GLOBAL
23	F	PATIENT WAS STRUCK WITH FIREWORK	SOUTH COAST GLOBAL

44	F	ASH/DUST GOT INTO PATIENT'S EYE	SOUTH COAST GLOBAL
64	M	FIRWORK STRUCK PATIENT'S ARM	SOUTH COAST GLOBAL
25	M	FIREWORK TO LEFT EYE	UNIDENTIFIED FACILITY #1
31	M	BOTTLE ROCKET EXPLODED NEAR FACE	UNIDENTIFIED FACILITY #2
28	M	PATIENT ATTENDING PUBLIC DISPLAY	UNIDENTIFIED FACILITY #2
37	M	FIREWORK WENT OFF IN HAND	OCFA
60	M	FIREWORK EXPLODED IN HAND	OCFA
29	M	FIREWORK HIT PATIENT IN CHEST	OCFA

August 10, 2022

Dear City/County Manager/Administrator/Clerk,

The rights of DIRECTV, LLC ("DIRECTV") to display the channels listed below (in alphabetical order) in U-verse are set to expire. While DIRECTV has these rights for U-verse, these channels will continue to be available to U-verse TV subscribers. If reasonable agreements cannot be reached with the programmers, these channels will no longer be available on U-verse. DIRECTV also may modify these channel locations by moving them to channels between 9501 - 9599:

Previously noticed channels (Channel numbers listed below in parentheses): Americas Value Channel (142 and 1142); CBS Sports Network (643 and 1643 in HD); Centroamerica TV (3044); Cinelatino (3126); CRAVE (159 and 1159); CTI-Zhong Tian (3604); Dazzle (82 and 371 and 1082 and 1371); Go 4 It (3 and 1003 and 1084); Hot Buy (31 and 33 and 150 and 1031 and 1033 and 1150 and 1367); i24 News (223 and 1223 in HD); Idea (172 and 1172); Jewelry Television (56 and 197 and 1056 in HD); LOOK (186 and 1186); Lucky (144 and 1144); MBC America (3643); MEGA TV (3008); Mexicanal (3021); MGM HD (1116); NewsNation (180 and 1180 in HD); NHL Network (638 and 1638 in HD); Nuestra Tele (3026); Pasiones (3018); Pop (185 and 1185 in HD); Rai Italia (3802); REVOLT (534 and 1534 in HD); ShopTV (37 and 162 and 1037 and 1162); Smithsonian Channel (118 and 1118 in HD); SonLife Broadcasting Network (580 and 1580); Sony Entertainment Television Asia (SET Asia) (3704); Sony Movies (1793); Spark (198 and 1198 and 1429); Television Espanola (3029); TODAY (228 and 448 and 1228 and 1448); Value (196 and 247 and 1196 and 1247); V-me (3015); V-me Kids (3058); WAPA America (3013); Wow (249 and 467 and 1249 and 1467); Z Living (459 and 1459 in HD); Zee TV (3702). Local Channels: Los Angeles area, KCAL (9 and 1009 in HD); KCBS (2 and 1002 in HD); Monterey-Salinas area, KCBA (35 and 1035 in HD); KION (46 and 1046 in HD); KIOND2 (14 and 1014 in HD); KMUVLP (23 and 3007); Reno area, KRNV (4 and 1004 in HD); Sacramento-Stockton-Modesto area, KMAX (31 and 1031 in HD); KOVR (13 and 1013 in HD); San Francisco-Oakland-San Jose area, KBCW (44 and 1044 in HD); KEMO (50 and 3024); KPIX (5 and 1005 in HD).

Rights set to expire on or after October 2022 (Channel numbers listed below in parentheses): Hallmark Channel (365 and 1365 in HD); Hallmark Movies & Mysteries (366 and 1366 in HD); Impact Network (574 and 1574 in HD); QVC3 (271 and 1271); Saigon Broadcasting Television Network (3662); SUR (3111); The Filipino Channel (3682); TV Asia (3703).

Customer bills include a message referring them to the Legal Notices in USA Today on the first and third Tuesday of each month, and to the website <https://www.att.com/esupport/article.html#!/u-verse-tv/KM1333754> for information on programming changes.

If there are any questions concerning this information, you may contact me at:
scott.alexander@directv.com.



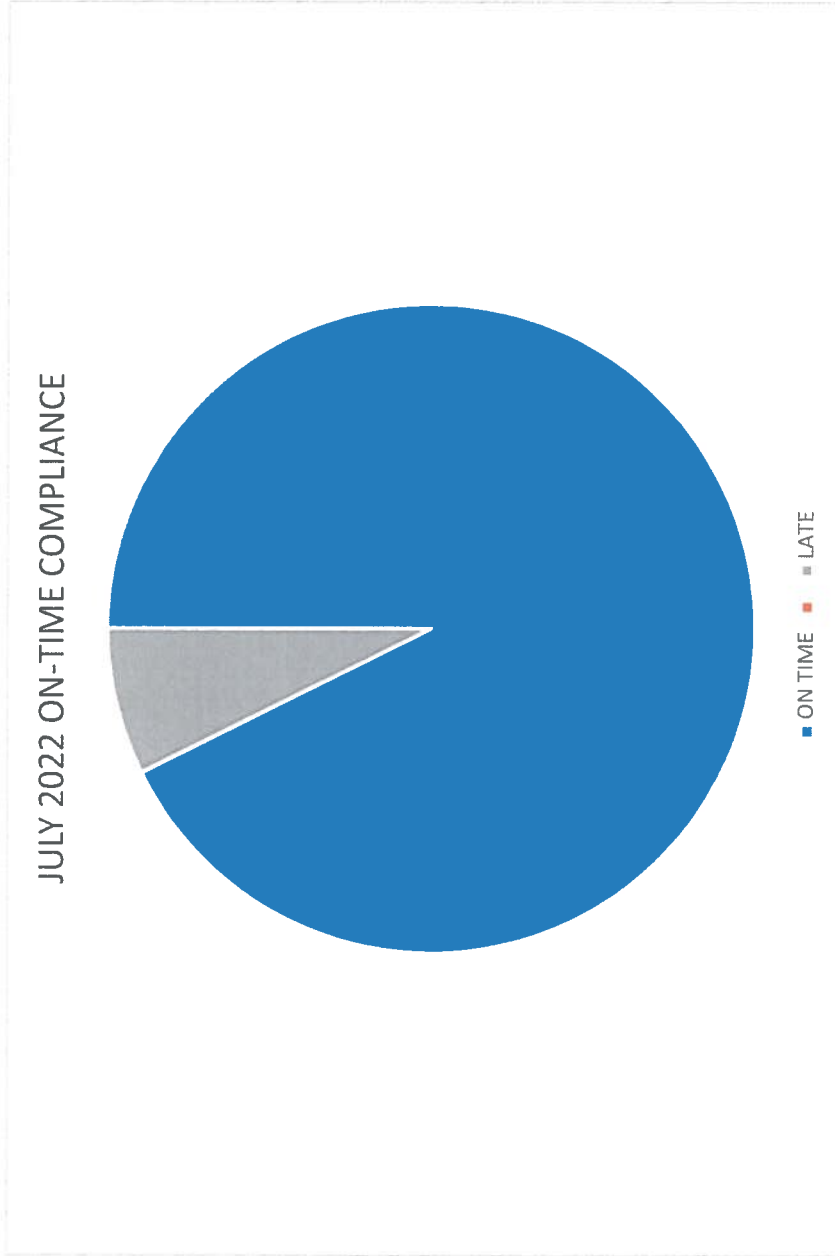
Scott J. Alexander
Sr. Director – External Affairs
DIRECTV

GARDEN GROVE

CODE 2	
RESPONSES	787
ON TIME	754
LATE	33
CODE 3	
RESPONSES	425
ON TIME	369
LATE	56
TOTALS	
RESPONSES	1212
ON TIME	1123
LATE	89
PERCENTAGE	92.66%

AVERAGE RESPONSE TIME: 8:39

AVERAGE LATE TIME: 2:26



WEEKLY MEMO 8-18-2022

SOCIAL MEDIA HIGHLIGHTS



Post Performance

August 4, 2022 - August 10, 2022

Review the lifetime performance of the posts you published during the publishing period.

Included in this Report

 @CityGardenGrove

 Garden Grove City Hall

 gardengrovecityhall



Garden Grove City Hall

Wed 8/10/2022 4:13 pm PDT

Last night, the Garden Grove City Council had the privilege of welcoming former Garden Grove Deputy City Manager Mik...



Video Views	—
Impressions	—
Reach	—
Engagements	—
Engagement Rate (per Impression)	—



gardengrovecityhall

Wed 8/10/2022 4:11 pm PDT



Impressions	256
Reach	254
Comments	0
Story Taps Back	7



@CityGardenGrove

Wed 8/10/2022 9:25 am PDT

Be Well OC is now available 18 hrs, 6AM-12AM, 7 days a week. Be Well OC in GG is a mobile response team that provides in...

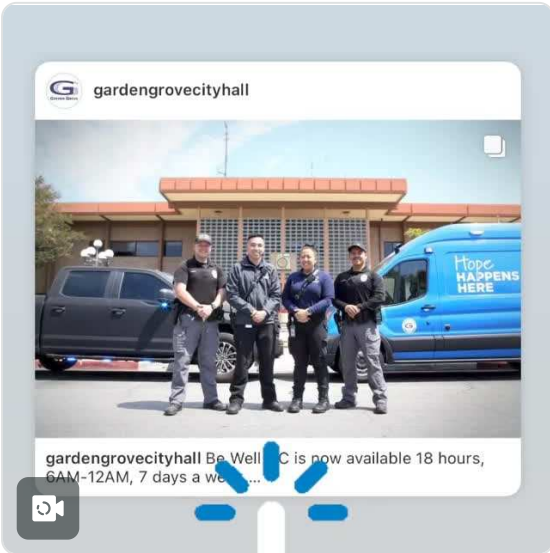


Impressions	146
Potential Reach	6,685
Engagements	17
Engagement Rate (per Impression)	11.6%



gardengrovecityhall

Wed 8/10/2022 9:17 am PDT




Impressions	350
Reach	336
Comments	0
Story Taps Back	1



gardengrovecityhall

Wed 8/10/2022 8:53 am PDT

Be Well OC is now available 18 hours, 6AM-12AM, 7 days a week. Be Well OC in Garden Grove is a mobile response team...



Impressions	1,447
Reach	1,141
Engagements	100
Engagement Rate (per Impression)	6.9%



Garden Grove City Hall

Wed 8/10/2022 8:53 am PDT

Be Well OC is now available 18 hours, 6AM-12AM, 7 days a week. Be Well OC in Garden Grove is a mobile response team...



Impressions	1,005
Reach	1,005
Engagements	107
Engagement Rate (per Impression)	10.6%



gardengrovecityhall

Tue 8/9/2022 6:01 pm PDT

Over the weekend, Garden Grove Police Department officers conducted high-visibility enforcement for #RecklessDrivi...



Impressions	2,035
Reach	1,758
Engagements	105
Engagement Rate (per Impression)	5.2%



Garden Grove City Hall

Tue 8/9/2022 6:01 pm PDT

Over the weekend, Garden Grove Police Department officers conducted high-visibility enforcement for #RecklessDrivi...



Impressions	2,137
Reach	2,107
Engagements	178
Engagement Rate (per Impression)	8.3%



gardengrovecityhall

Tue 8/9/2022 2:25 pm PDT



Impressions	364
Reach	362
Comments	0
Story Taps Back	1



gardengrovecityhall

Tue 8/9/2022 2:09 pm PDT

🍌 Hold on to that banana peel! On September 1, 2022, single-family residents can place all food waste, food-soiled...




Video Views	206
Impressions	761
Reach	744
Engagements	17
Engagement Rate (per Impression)	2.2%



Garden Grove City Hall

Tue 8/9/2022 2:05 pm PDT

🍌 Hold on to that banana peel! On September 1, 2022, single-family residents can place all food waste, food-soiled...



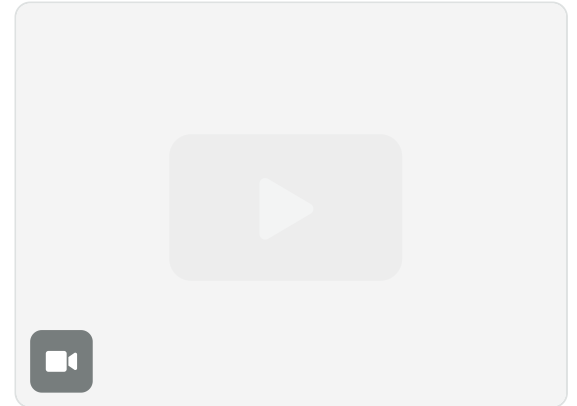
Video Views	98
Impressions	208
Reach	202
Engagements	29
Engagement Rate (per Impression)	13.9%



Garden Grove City Hall

Tue 8/9/2022 2:00 pm PDT

🍌 Hold on to that banana peel! On September 1, 2022, single-family residents can place all food waste, food-soiled...



Video Views	—
Impressions	—
Reach	—
Engagements	—
Engagement Rate (per Impression)	—



@CityGardenGrove

Mon 8/8/2022 4:33 pm PDT

Do you dream about becoming a 🏠 owner but don't know where to start? Attend the First-Time 🏠 buyers Fair, on 8/11, 11AM,...



Impressions	301
Potential Reach	4,588
Engagements	16
Engagement Rate (per Impression)	5.3%



Garden Grove City Hall

Mon 8/8/2022 4:29 pm PDT

🏠🔑 HỘI CHỢ GIÚP MUA NHÀ LẦN ĐẦU
Mời quý vị tham dự hội chợ miễn phí giúp mua nhà lần đầu để tìm hiểu làm thế nà...



Impressions	560
Reach	560
Engagements	9
Engagement Rate (per Impression)	1.6%



Garden Grove City Hall

Mon 8/8/2022 4:26 pm PDT

🏠🔑 Do you dream about becoming a homeowner but don't know where to start? Attend the FREE First-Time Homebuyers...



Impressions	1,565
Reach	1,535
Engagements	57
Engagement Rate (per Impression)	3.6%



Garden Grove City Hall

Mon 8/8/2022 11:47 am PDT

Visit ggcity.org/organics-recycling to learn more. #GG1956 #gardengrove #organicsrecycling Republic Services



Impressions	101
Reach	99
Engagements	2
Engagement Rate (per Impression)	2%



Garden Grove City Hall

Fri 8/5/2022 4:46 pm PDT

There has been an increase in reckless driving and street racing/takeovers. These stunts are dangerous and illegal, with...



Video Views	224
Impressions	758
Reach	726
Engagements	91
Engagement Rate (per Impression)	12%



gardengrovecityhall

Fri 8/5/2022 4:46 pm PDT

There has been an increase in reckless driving and street racing/takeovers. These stunts are dangerous and illegal, with...



Video Views	239
Impressions	803
Reach	720
Engagements	18
Engagement Rate (per Impression)	2.2%



Garden Grove City Hall

Fri 8/5/2022 8:00 am PDT

🐾 Did you know coyotes are very active during the warm summer months? They're raising their young and searching for foo...



Impressions	2,801
Reach	2,627
Engagements	130
Engagement Rate (per Impression)	4.6%



@CityGardenGrove

Thu 8/4/2022 8:00 am PDT

💡 Testing can help stop the spread of **#COVID19** Test if you have symptoms or had close contact to someone with COVI...



Impressions	213
Potential Reach	4,582
Engagements	2
Engagement Rate (per Impression)	0.9%




Garden Grove City Hall

Thu 8/4/2022 8:00 am PDT

Testing can help stop the spread of **#COVID19** Test if you have symptoms or had close contact to someone with COVI...



Impressions	745
Reach	704
Engagements	31
Engagement Rate (per Impression)	4.2%



Post Performance

August 4, 2022 - August 10, 2022

Review the lifetime performance of the posts you published during the publishing period.

Included in this Report

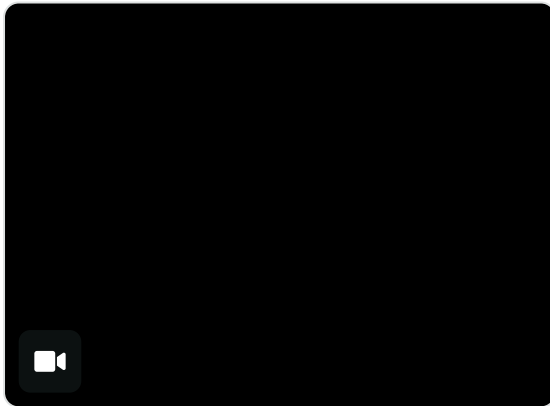
 Garden Grove Police Department



Garden Grove Police Depa...

Wed 8/10/2022 12:01 pm PDT

We are now hiring for a LATERAL #PublicSafety Dispatcher (\$5,204 - \$7,688 monthly). Visit <http://ggpd.org/join> and...



Video Views	664
Impressions	1,303
Reach	1,303
Engagements	155
Engagement Rate (per Impression)	11.9%



Garden Grove Police Depa...

Tue 8/9/2022 6:00 pm PDT

Over the weekend, #GardenGrovePD Officers conducted high-visibility enforcement of reckless driving and stre...



Impressions	20,272
Reach	20,247
Engagements	3,585
Engagement Rate (per Impression)	17.7%



Garden Grove Police Depa...

Sat 8/6/2022 12:00 pm PDT



Impressions	—
Reach	—
Engagements	—
Engagement Rate (per Impression)	—



Garden Grove Police Depa...

Sat 8/6/2022 12:00 pm PDT

This week, #GardenGrovePD Special Resource Team (SRT) collaborated with Garden Grove Public Works Department ...



Impressions	15,144
Reach	14,468
Engagements	3,789
Engagement Rate (per Impression)	25%



Garden Grove Police Depa...

Fri 8/5/2022 12:02 pm PDT

There has been an increase in reckless driving and street racing/takeovers. These activities are dangerous and illegal, with...



Video Views	2,783
Impressions	6,950
Reach	6,304
Engagements	839
Engagement Rate (per Impression)	12.1%



Garden Grove Police Depa...

Thu 8/4/2022 12:00 pm PDT

#DidYouKnow, #GardenGrovePD collaborates with 7-Eleven to recognize great kids in #GardenGrove? Through...



Impressions	3,454
Reach	3,211
Engagements	247
Engagement Rate (per Impression)	7.2%

WEEKLY MEMO 8-18-2022

NEWS ARTICLES



CONTACT:
Lisa Kim, Assistant City Manager
Community & Economic Development
(714) 741-5121/lisak@ggcity.org

FOR IMMEDIATE RELEASE

Public Information Office (714) 741-5280

Follow the City of Garden Grove on Social Media



Thursday, August 11, 2022

CITY HOSTS FOODS OF GARDEN GROVE 1-YEAR ANNIVERSARY GIVEAWAY

In celebration of the Foods of Garden Grove's 1-year anniversary, the City of Garden Grove will host an Instagram giveaway, offering users the opportunity to win gift cards to local eateries, such as Brodard Chateau, Garlic and Chives, Louie's on Main, Sabroso! Mexican Grill, and SteelCraft Garden Grove. Foods of Garden Grove is a list of 150 select restaurants that make up Garden Grove's vibrant and diverse food culture.

Participation instructions for the giveaway will be shared on the Foods of Garden Grove Instagram [@foodsofgardengrove](https://www.instagram.com/foodsofgardengrove), on Friday, August 19, 2022, at 12:00 p.m.

"What began as a program to assist select local restaurants during the COVID-19 pandemic by showcasing their food, drinks, and service on the City's website and social platforms has grown into one of the most successful engagement programs with the community," said Garden Grove Mayor Steve Jones.

Since its launch on July 1, 2021, the Foods of Garden Grove Instagram has gained over 2,000 organic followers, with an approximate audience reach of 95,000 from over 200 posts.

The TikTok platform, created on September 1, 2021, has nearly 500 followers.

City Hosts Foods of Garden Grove 1-Year Anniversary Giveaway
2-2-2

The Foods of Garden Grove program shares a number of specialty food and beverage photos and videos from 150 local hand-picked restaurants on social media, as well as the City's website, at ggcity.org/foodsofgardengrove.

An integrated map and cuisine category search option on the Foods of Garden Grove website allows foodies to quickly discover their next place to eat.

Users are encouraged to follow @foodsofgardengrove on Instagram and TikTok, and visit the website to discover new dining experiences.

For more information, visit ggcity.org/foodsofgardengrove or email foodie@ggcity.org.

###



CITY OF GARDEN GROVE NEWS

Contact: Lisa Kim (714) 741-5140
Assistant City Manager /
Community & Economic Development Director

FOR IMMEDIATE RELEASE

Public Information Office (714) 741-5280

Follow the City of Garden Grove on Social Media

Thursday, August 18, 2022



PUBLIC ENCOURAGED TO ATTEND COMMUNITY MEETING FOR POTENTIAL NAVIGATION CENTER

In an effort to address homelessness, the City of Garden Grove is taking the lead in opening a local navigation center in collaboration with the Cities of Fountain Valley and Westminster. The City invites the public to attend a community meeting to learn about the potential navigation center, provide feedback, and ask questions. The meeting will be held on Tuesday, August 30, from 5:30 p.m. to 7:00 p.m., at the Garden Grove Community Meeting Center, located at 11300 Stanford Avenue.

The community meeting will start with a short presentation from City staff and community partners to provide information on how a navigation center operates, what services will be available, and who will be served. Informational booths will be available with the Garden Grove Police Department's Special Resource Team; Be Well OC in Garden Grove; Community and Economic Development Department; HomeAid Orange County, a nonprofit organization; and other homeless service providers.

To learn about the City's current and future efforts directed to homelessness, please visit www.ggcity.org/endhomelessness.

###



COMMUNITY MEETING

FOR PROPOSED NAVIGATION CENTER

In an effort to address homelessness, the City of Garden Grove is taking the lead in opening a local navigation center in collaboration with the Cities of Fountain Valley and Westminster.

**TUESDAY
AUGUST 30, 2022
5:30 PM**

GARDEN GROVE COMMUNITY MEETING CENTER
11300 STANFORD AVENUE

For more information, visit ggcity.org/endhomelessness

PLEASE JOIN US TO:

LEARN about how the navigation center will operate, what services will be available, and who will be served

HEAR from City staff, law enforcement, and community partners and experts in shelter operations

SHARE your thoughts and questions



REUNIÓN DE LA COMUNIDAD

PARA EL CENTRO DE NAVEGACIÓN PROPUESTO

En un esfuerzo por abordar la falta de vivienda de personas indigentes, la ciudad de Garden Grove está tomando la iniciativa en abrir un centro de navegación local en colaboración con las ciudades de Fountain Valley y Westminster.

MARTES, 30 DE AGOSTO DE 2022
5:30 PM

Centro de Reuniones Comunitarias de Garden Grove
(Garden Grove Community Meeting Center)
11300 Avenida Stanford

Para más información, visite ggcity.org/endhomelessness

ÚNASE A

NOSOTROS PARA:

CONOCER cómo funcionará el centro de navegación, qué servicios estarán disponibles y a quién se atenderá.

ESCUCHE a personal de la ciudad, el departamento de policía, socios comunitarios y expertos en operaciones de albergues para indigentes.

COMPARTA sus pensamientos y preguntas.

HỘI THẢO CỘNG ĐỒNG

ĐỀ XUẤT TRUNG TÂM ĐIỀU HƯỚNG (NAVIGATION CENTER)

Trong nỗ lực giải quyết tình trạng vô gia cư, Thành phố Garden Grove dẫn đầu trong việc mở một trung tâm điều hướng địa phương (navigation center) với sự hợp tác cùng Thành phố Fountain Valley và Westminster.

THỨ BA,
NGÀY 30 THÁNG TÁM, 2022
@ 5:30 CHIỀU

Garden Grove Community Meeting Center
11300 Stanford Avenue

Để biết thêm thông tin chi tiết, xem tại ggcity.org/endhomelessness

HÃY THAM GIA CÙNG CHÚNG TÔI:

TÌM HIỂU về cách hoạt động, các dịch vụ, và đối tượng sẽ được phục vụ tại trung tâm điều hướng.

LẮNG NGHE từ nhân viên thành phố, cơ quan thực thi pháp luật, các đối tác cộng đồng và chuyên gia từ các trung tâm tạm trú.

CHIA SẺ những thắc mắc và câu hỏi của quý vị

내비게이션 센터 커뮤니티 미팅

노숙자 문제를 해결하기 위한 노력의 일환으로 가든 그로브 시는 파운틴 밸리 및 웨스트민스터 시와 협력하여 지역 내비게이션 센터를 개설하고 있습니다.

화요일 · 2022년 8월 30일
오후 5시 30분

가든 그로브 커뮤니티 미팅 센터
11300 Stanford Avenue

자세한 내용은 ggcity.org/endhomelessness를 방문하십시오.

우리와 함께:

내비게이션 센터가 어떻게 운영되는지, 어떤 서비스를 이용할 수 있으며, 누구에게 서비스를 제공할 것인지 알아보십시오.

시 직원, 법 집행 기관, 지역 사회 파트너 및 대피소 운영 전문가의 이야기를 들어보십시오.

질문과 생각을 공유하세요.

MISCELLANEOUS ITEMS

August 18, 2022

1. Calendar of Events
2. Agenda for the August 25, 2022 Zoning Administrator meeting.
3. League of California Cities, "CalCities," from August 12, 2022 to August 18, 2022.



CALENDAR OF EVENTS

August 18, 2022 – October 6, 2022

Thursday	August 18	7:00 p.m.	Planning Commission Meeting, CMC
Tuesday	August 23	5:30 p.m. 6:30 p.m.	Closed Session, CMC Housing Authority, CMC Sanitary District Board, CMC Successor Agency Meeting, CMC City Council Meeting, CMC
Thursday	August 25	9:00 a.m. 11:30 p.m.	Zoning Administrator Meeting, CMC Employee Appreciation Luncheon - CMC, AB Room
Friday	August 26		City Hall Closed – Regular Friday Closure
Thursday	September 1	7:00 p.m.	Planning Commission Meeting, CMC
Monday	September 5		City Hall Closed – Labor Day
Friday	September 9		City Hall Closed – Regular Friday Closure
Tuesday	September 13	5:30 p.m. 6:30 p.m.	Closed Session, CMC Successor Agency Meeting, CMC City Council Meeting, CMC
Thursday	September 15	7:00 p.m.	Planning Commission Meeting, CMC
Thursday	September 22		\$2 Casual Dress Day
Friday	September 23		City Hall Closed – Regular Friday Closure
Tuesday	September 27	5:30 p.m. 6:30 p.m.	Closed Session, CMC Housing Authority, CMC Sanitary District Board, CMC Successor Agency Meeting, CMC City Council Meeting, CMC
Wednesday	September 28	8:30 a.m.	17 th Annual Golf Classic Willowick Golf Course, 3017 West 5 th St. Santa Ana, CA 92703
Thursday	October 6	7:00 p.m.	Planning Commission Meeting, CMC



GARDEN GROVE

AGENDA

ZONING ADMINISTRATOR MEETING

Garden Grove Community Meeting Center
11300 Stanford Avenue

Thursday, August 25, 2022

9:00 a.m.

Members of the public who wish to comment on matters before the Zoning Administrator, in lieu of doing so in person, may submit comments by emailing public-comment@ggcity.org no later than 3:00 p.m. the day prior to the meeting. The comments will be provided to the Zoning Administrator as part of the meeting record.

COVID-19: Masks are not required, however, the public is encouraged to wear masks in City facilities. Please do not attend this meeting if you have had direct contact with someone who has tested positive for COVID-19, or if you are experiencing symptoms such as coughing, sneezing, fever, difficulty breathing or other flu-like symptoms.

Members of the public desiring to speak on any item of public interest, including any item on the agenda except public hearings, must do so during Comments by the Public. Each speaker shall be limited to three (3) minutes. Members of the public wishing to address public hearing items shall do so at the time of the public hearing.

Meeting Assistance: Any person requiring auxiliary aids and services, due to a disability, should contact the Department of Community & Economic Development at (714) 741-5312 or email planning@ggcity.org 72 hours prior to the meeting to arrange for special accommodations. (Government Code §5494.3.2).

All revised or additional documents and writings related to any items on the agenda, which are distributed to the Zoning Administrator within 72 hours of a meeting, shall be available for public inspection (1) at the Planning Services Division during normal business hours; and (2) at the Community Meeting Center at the time of the meeting.

Agenda item descriptions are intended to give a brief, general description of the item to advise the public of the item's general nature. The Zoning Administrator may take legislative action deemed appropriate with respect to the item and is not limited to the recommended action indicated in staff reports or the agenda.

1. PUBLIC HEARING ITEM(S):

a. CONDITIONAL USE PERMIT NO. CUP-227-2022

APPLICANT: Tam M. Pham
LOCATION: 12442 Lampson Avenue

REQUEST: Conditional Use Permit approval to allow an existing convenience store, Express Food Store, to operate with a new State Alcoholic Beverage Control (ABC) Type "21" (Off-Sale, General) License. The existing liquor store is currently operating with an ABC Type "20" (Off-Sale, Beer and Wine) License under approval of Conditional Use Permit No. CUP-586-02. Upon approval and exercising of the subject request, the Conditional Use Permit previously governing the tenant space, CUP-586-02, shall be revoked and become null and void. The site is in the PUD-121-98 (Planned Unit Development) zone. In conjunction with the request, the Zoning Administrator will also consider a determination that the project is categorically exempt from the California Environmental Quality Act (CEQA) pursuant to Section 15301 - Existing Facilities - of the State CEQA Guidelines.

b. CONDITIONAL USE PERMIT NO. CUP-223-2022

APPLICANT: Elizabeth Dang
LOCATION: 12865 Main Street

REQUEST: Conditional Use Permit approval to allow an existing restaurant, Chez Liz, to operate with a new original Alcoholic Beverage Control (ABC) Type "41" (On-Sale, Beer & Wine, Public Eating Place) License. The site is in the CC-2 (Civic Center Main Street) zone. In conjunction with the request, the Zoning Administrator will also consider a determination that the project is categorically exempt from the California Environmental Quality Act (CEQA) pursuant to Section 15301 - Existing Facilities - of the State CEQA Guidelines.

2. COMMENTS BY THE PUBLIC

3. ADJOURNMENT



Biannual financial culling surprisingly tame: Most priority city bills pass off suspense file

Aug 17, 2022

Sudden death. Unceremonious end. Abrupt conclusion. None of those time-honored words truly applied to city priorities during last week's annual legislative culling, the suspense file. Although over 200 bills were shelved for the year, most made it through the marathon appropriations hearings, including priority measures related to the CARE Court Program, organic waste recycling, and catalytic converter theft.

The League of California Cities scored several crucial wins during the process, such as securing amendments to two contentious transportation bills, and the passage of two sponsored bills: **AB 1985 (Robert Rivas)** (<https://ctweb.capitoltrack.com/public/search.aspx?id=ad485199-37cd-42cd-8217-d19b4d257119&session=21&s=ab%201985&t=bill>) and **AB 662 (Rodriguez)** (<https://ctweb.capitoltrack.com/public/search.aspx?id=ad485199-37cd-42cd-8217-d19b4d257119&session=21&s=ab%20662&t=bill>). AB 1985 would help cities with their organic waste requirements and AB 662 would provide better mental health care for first responders.

However, a handful of bills with positive effects for cities were held and some bills with negative effects passed off suspense. A bill that would alter local housing plans, **AB 2011 (Wicks)** (<https://ctweb.capitoltrack.com/public/search.aspx?id=ad485199-37cd-42cd-8217-d19b4d257119&session=21&s=ab%202011&t=bill>), has moved to the Senate floor for a vote, as did **AB 1951 (Grayson)**

<https://ctweb.capitoltrack.com/public/search.aspx?id=ad485199-37cd-42cd-8217-d19b4d257119&session=21&s=AB%201951&t=bill>), a tax exemption bill that could result in a significant revenue loss for local governments.

Led by the Senate and Assembly appropriations committees, the suspense file is one of the final hurdles for legislation expected to incur major financial costs. Once a measure is referred to the suspense file, the committees vote on whether to pass it to the floor for a vote or hold it on suspense, killing the bill.

Both houses have until Aug. 31 to pass any remaining bills and Gov. Gavin Newsom has until Sept. 30 to sign or veto any bills that reach his desk. Below is a breakdown of the top bills that made off suspense — and the few that met a grisly end.

Housing, Community, and Economic Development

Addressing California's persistent housing supply and affordability crisis is a top priority for Cal Cities, many legislators, and the Governor. However, despite passing dozens of housing and local land use bills over the past few years, lawmakers are advancing dozens more, creating even more hurdles for cities still implementing newly enacted laws.

The most notable measures approved by the appropriations committees are **AB 2011 (Wicks)** (<https://ctweb.capitoltrack.com/public/search.aspx?id=ad485199-37cd-42cd-8217-d19b4d257119&session=21&s=ab%202011&t=bill>) and **SB 6 (Caballero)**. (<https://ctweb.capitoltrack.com/public/search.aspx?id=ad485199-37cd-42cd-8217-d19b4d257119&session=21&s=sb%206&t=bill>) AB 2011 would require nearly all cities to ministerially approve certain affordable housing and mixed-use housing developments in areas primarily zoned for office, retail, or parking, regardless of any inconsistency with a local government's general plan, specific plan, zoning ordinance, or regulation.

Cal Cities has worked closely with the author's staff to address cities' concerns. Unfortunately, Cal Cities remains opposed to AB 2011 as the measure continues to overlook existing housing plans, bypass public engagement, and allow developers to build housing on parcels that may have never been considered for that type of development.

SB 6 also seeks to streamline the housing approval process for developments in office, retail, and parking zones. One key difference is that SB 6 would still allow the California Environmental Quality Act (CEQA) to apply, thus ensuring public review and input. Cal Cities has an oppose unless amended position on this measure. Cal Cities is seeking amendments that exclude zones not suitable for housing, such as surface mining or hog farms, limit the process to infill areas, and better align SB 6 with the existing streamlined application procedures.

Other priority bills include:

- **[AB 2234 \(Rivas, Robert\)](https://ctweb.capitoltrack.com/public/search.aspx?id=ad485199-37cd-42cd-8217-d19b4d257119&session=21&s=ab%202234&t=bill)** (<https://ctweb.capitoltrack.com/public/search.aspx?id=ad485199-37cd-42cd-8217-d19b4d257119&session=21&s=ab%202234&t=bill>)
Planning and zoning: housing: postentitlement phase permits.
Cal Cities Position: Oppose unless Amended (Status: Passed)

Transportation, Communications, and Public Works

Cal Cities has already scored two key **[transportation victories](https://www.calcities.org/news/post/2022/06/29/city-voices-ring-loud-and-clear-in-the-capitol-helping-to-protect-critical-local-transportation-projects)** (<https://www.calcities.org/news/post/2022/06/29/city-voices-ring-loud-and-clear-in-the-capitol-helping-to-protect-critical-local-transportation-projects>) this year. Most of the remaining priority bills were significantly amended during the appropriations hearings to address Cal Cities' concerns.

The most notable measure is **[SB 932 \(Portantino\)](https://ctweb.capitoltrack.com/public/search.aspx?id=ad485199-37cd-42cd-8217-d19b4d257119&session=21&s=SB%20932&t=bill)** (<https://ctweb.capitoltrack.com/public/search.aspx?id=ad485199-37cd-42cd-8217-d19b4d257119&session=21&s=SB%20932&t=bill>), a large, unfunded mandate that would require cities to adopt significant and costly bicycle, pedestrian, and traffic

calming elements in their general plans. Earlier iterations of the bill included a new private right of action that would have created legal risks for cities, which was ultimately removed.

Although these new amendments are a step in the right direction, Cal Cities remains opposed unless amended to the bill. Cal Cities is seeking changes that would protect local flexibility and provide a funding source.

Cal Cities also secured critical amendments to **AB 2953 (Salas)** (<https://ctweb.capitoltrack.com/public/search.aspx?id=ad485199-37cd-42cd-8217-d19b4d257119&session=21&s=AB%202953&t=bill>), a bill that would require local agencies to allow the use of recycled materials in local streets and roads projects. The new language protects local flexibility and prevents potential cost pressures by exempting cities based on population instead of annual revenue, which allowed Cal Cities to move to a neutral position.

A parking violations forgiveness bill, **AB 1685 (Bryan)** (<https://ctweb.capitoltrack.com/public/search.aspx?id=ad485199-37cd-42cd-8217-d19b4d257119&session=21&s=AB%201685&t=bill>), also advanced off of suspense and now awaits action on the Senate floor. Cal Cities has an opposed unless amended position and is seeking changes that would provide state funding for implementation and backfill lost revenues for cities.

Community Services

Several key behavioral health measures with positive impacts for cities passed out of Assembly Appropriations. The high-profile **SB 1338 (Umberg)** (<https://ctweb.capitoltrack.com/public/search.aspx?id=ad485199-37cd-42cd-8217-d19b4d257119&session=21&s=SB%201338&t=bill>), which would create the new Community Assistance, Recovery, and Empowerment (CARE) Court program, is headed to the Assembly floor with a series of new clarifying amendments. Cal Cities has a support if amended position on this measure and is seeking changes to clarify cities' involvement in the development of CARE plans.

Several key measures included in Sen. Susan Eggman's behavioral health legislative package also passed off suspense. These measures focus on better coordinating existing systems and increasing access to statewide data about the behavioral health care system to ensure tangible results. These Cal Cities-supported measures include:

- **[SB 929 \(Eggman\)](https://ctweb.capitoltrack.com/public/search.aspx?id=ad485199-37cd-42cd-8217-d19b4d257119&session=21&s=SB%20929&t=bill)** (<https://ctweb.capitoltrack.com/public/search.aspx?id=ad485199-37cd-42cd-8217-d19b4d257119&session=21&s=SB%20929&t=bill>)
Community Mental Health Services: Data Collection
Cal Cities Position: Support (Status: Passed)
- **[SB 970 \(Eggman\)](https://ctweb.capitoltrack.com/public/search.aspx?id=ad485199-37cd-42cd-8217-d19b4d257119&session=21&s=SB%20970&t=bill)** (<https://ctweb.capitoltrack.com/public/search.aspx?id=ad485199-37cd-42cd-8217-d19b4d257119&session=21&s=SB%20970&t=bill>)
Mental Health Services Act
Cal Cities Position: Support (Status: Passed)
- **[SB 1035 \(Eggman\)](https://ctweb.capitoltrack.com/public/search.aspx?id=ad485199-37cd-42cd-8217-d19b4d257119&session=21&s=SB%201035&t=bill)** (<https://ctweb.capitoltrack.com/public/search.aspx?id=ad485199-37cd-42cd-8217-d19b4d257119&session=21&s=SB%201035&t=bill>)
Mental Health Services: Assisted Outpatient Treatment
Cal Cities Position: Support (Status: Passed)
- (<https://ctweb.capitoltrack.com/public/search.aspx?id=ad485199-37cd-42cd-8217-d19b4d257119&session=21&s=SB%201227&t=bill>) **[SB 1227 \(Eggman\)](https://ctweb.capitoltrack.com/public/search.aspx?id=ad485199-37cd-42cd-8217-d19b4d257119&session=21&s=SB%201227&t=bill)** (<https://ctweb.capitoltrack.com/public/search.aspx?id=ad485199-37cd-42cd-8217-d19b4d257119&session=21&s=SB%201227&t=bill>)
Involuntary Commitment:
Intensive Treatment
Cal Cities Position: Support (Status: Passed)

However, one of the measures included in this package was held in the Assembly Appropriations Committee and will not move forward this year. The Cal Cities-supported **[SB 1154 \(Eggman\)](https://ctweb.capitoltrack.com/public/search.aspx?id=ad485199-37cd-42cd-8217-d19b4d257119&session=21&s=SB%201154&t=bill)**

(<https://ctweb.capitoltrack.com/public/search.aspx?id=ad485199-37cd-42cd-8217-d19b4d257119&session=21&s=SB%201154&t=bill>)

[d19b4d257119&session=21&s=SB%201154&t=bill](https://ctweb.capitoltrack.com/public/search.aspx?id=ad485199-37cd-42cd-8217-d19b4d257119&session=21&s=SB%201154&t=bill)) would have developed a real-time database to facilitate the identification and designation of facilities for treating individuals experiencing mental health or substance use disorders. Cal Cities will continue to support efforts to create this type of database in the future.

Other priority bills include:

- **[SB 513 \(Hertzberg\)](https://ctweb.capitoltrack.com/public/search.aspx?id=ad485199-37cd-42cd-8217-d19b4d257119&session=21&s=SB%20513&t=bill)** (<https://ctweb.capitoltrack.com/public/search.aspx?id=ad485199-37cd-42cd-8217-d19b4d257119&session=21&s=SB%20513&t=bill>)
Homeless and Domestic Violence Shelters Grants: Pets and Veterinary Services
Cal Cities Position: Support (Status: Held)

Environmental Quality

Cal Cities' co-sponsored bill, **[AB 1985 \(Robert Rivas\)](https://ctweb.capitoltrack.com/public/search.aspx?id=ad485199-37cd-42cd-8217-d19b4d257119&session=21&s=ab%201985&t=bill)** (<https://ctweb.capitoltrack.com/public/search.aspx?id=ad485199-37cd-42cd-8217-d19b4d257119&session=21&s=ab%201985&t=bill>), passed off the suspense file and is now headed to the full Senate for a final vote. The measure would give cities an additional two years to comply with **[SB 1383's \(Lara, 2016\)](https://www.westerncity.com/article/heres-how-cities-are-responding-organic-waste-recycling-regulations-and-resources-available)** (<https://www.westerncity.com/article/heres-how-cities-are-responding-organic-waste-recycling-regulations-and-resources-available>) procurement requirements.

Unfortunately, **[SB 833 \(Dodd\)](https://ctweb.capitoltrack.com/public/search.aspx?id=ad485199-37cd-42cd-8217-d19b4d257119&session=21&s=sb%20833&t=bill)** (<https://ctweb.capitoltrack.com/public/search.aspx?id=ad485199-37cd-42cd-8217-d19b4d257119&session=21&s=sb%20833&t=bill>), was held in committee. The measure would have created a grant program for cities to develop energy resiliency plans. This is the second time in two years that this bill has been held in the Assembly Appropriations Committee. Cal Cities will continue to fight for resources that create more resiliency during energy shortages and shutoffs.

SB 867 (Laird) (<https://ctweb.capitoltrack.com/public/search.aspx?id=ad485199-37cd-42cd-8217-d19b4d257119&session=21&s=sb%20867&t=bill>), which would require San Francisco Bay and Pacific Ocean facing cities to develop an approved sea level plan by 2033, passed off the suspense file with significant amendments. Cal Cities, along with the California State Association of Counties (CSAC), expressed concerns about the potential costs and timelines associated with the bill, which the new amendments go a long way to ameliorate. Cal Cities and CSAC are now neutral on the bill and thank Sen. John Laird for listening to local government concerns.

Other priority bills include:

- **AB 2142 (Gabriel)** (<https://ctweb.capitoltrack.com/public/search.aspx?id=ad485199-37cd-42cd-8217-d19b4d257119&session=21&s=ab%202142&t=bill>)
Income taxes: exclusion: turf replacement water conservation program
Cal Cities Position: Support (Status: Passed)
- **AB 2247 (Bloom)** (<https://ctweb.capitoltrack.com/public/search.aspx?id=ad485199-37cd-42cd-8217-d19b4d257119&session=21&s=ab2247&t=bill>)
Perfluoroalkyl and polyfluoroalkyl substances (PFAS) and PFAS products and product components: publicly accessible data collection interface
Cal Cities Position: Support (Status: Passed)
- **AB 2440 (Irwin)** (<https://ctweb.capitoltrack.com/public/search.aspx?id=ad485199-37cd-42cd-8217-d19b4d257119&session=21&s=ab2440&t=bill>) Responsible Battery Recycling Act of 2022
Cal Cities Position: Support (Status: Passed)
- **AB 2878 (Aguiar-Curry)** (<https://ctweb.capitoltrack.com/public/search.aspx?id=ad485199-37cd-42cd-8217-d19b4d257119&session=21&s=ab2878&t=bill>) Forest Biomass Waste Utilization Program
Cal Cities Position: Support (Status: Held)

Public Safety

Another Cal Cities-sponsored measure, **[AB 662 \(Rodriguez\)](https://ctweb.capitoltrack.com/public/search.aspx?id=ad485199-37cd-42cd-8217-d19b4d257119&session=21&s=ab%20662&t=bill)**

(<https://ctweb.capitoltrack.com/public/search.aspx?id=ad485199-37cd-42cd-8217-d19b4d257119&session=21&s=ab%20662&t=bill>), made it off of the suspense file.

This measure would require the California State Fire Marshal to develop and deliver a curriculum for peer-to-peer suicide prevention programming for firefighters and emergency medical personnel. This life-saving measure would be truly beneficial for first responders and the communities they serve.

Additionally, **[AB 1740 \(Muratsuchi\)](https://ctweb.capitoltrack.com/public/search.aspx?id=ad485199-37cd-42cd-8217-d19b4d257119&session=21&s=ab%201740&t=bill)**

(<https://ctweb.capitoltrack.com/public/search.aspx?id=ad485199-37cd-42cd-8217-d19b4d257119&session=21&s=ab%201740&t=bill>) and **[SB 1087 \(Gonzalez\)](https://ctweb.capitoltrack.com/public/search.aspx?id=ad485199-37cd-42cd-8217-d19b4d257119&session=21&s=sb%201087&t=bill)**

(<https://ctweb.capitoltrack.com/public/search.aspx?id=ad485199-37cd-42cd-8217-d19b4d257119&session=21&s=sb%201087&t=bill>) are also making their way to the floor for their final votes. These measures aim to address the statewide increase in catalytic converter theft by increasing record-keeping and transparency for all related transactions. Cal Cities supports both measures. Unfortunately, a similar measure, **[AB 2407 \(O'Donnell\)](https://ctweb.capitoltrack.com/public/search.aspx?id=ad485199-37cd-42cd-8217-d19b4d257119&session=21&s=ab%202407&t=bill)** (<https://ctweb.capitoltrack.com/public/search.aspx?id=ad485199-37cd-42cd-8217-d19b4d257119&session=21&s=ab%202407&t=bill>), was held in the committee.

[AB 1014 \(McCarty\)](https://ctweb.capitoltrack.com/public/search.aspx?id=ad485199-37cd-42cd-8217-d19b4d257119&session=21&s=ab%201014&t=bill) ([https://ctweb.capitoltrack.com/public/search.aspx?id=ad485199-](https://ctweb.capitoltrack.com/public/search.aspx?id=ad485199-37cd-42cd-8217-d19b4d257119&session=21&s=ab%201014&t=bill)

[37cd-42cd-8217-d19b4d257119&session=21&s=ab%201014&t=bill](https://ctweb.capitoltrack.com/public/search.aspx?id=ad485199-37cd-42cd-8217-d19b4d257119&session=21&s=ab%201014&t=bill)) and **[SB 1186](https://ctweb.capitoltrack.com/public/search.aspx?id=ad485199-37cd-42cd-8217-d19b4d257119&session=21&s=sb%201186&t=bill)**

(**[Wiener\)](https://ctweb.capitoltrack.com/public/search.aspx?id=ad485199-37cd-42cd-8217-d19b4d257119&session=21&s=sb%201186&t=bill)** (<https://ctweb.capitoltrack.com/public/search.aspx?id=ad485199-37cd-42cd-8217-d19b4d257119&session=21&s=sb%201186&t=bill>), which make changes to cannabis delivery and how local jurisdictions can regulate these products, also made it through. Cal Cities opposes both measures.

Lastly, **[SB 1000 \(Becker\)](https://ctweb.capitoltrack.com/public/search.aspx?id=ad485199-37cd-42cd-8217-d19b4d257119&session=21&s=sb%201000&t=bill)** ([https://ctweb.capitoltrack.com/public/search.aspx?](https://ctweb.capitoltrack.com/public/search.aspx?id=ad485199-37cd-42cd-8217-d19b4d257119&session=21&s=sb%201000&t=bill)

[id=ad485199-37cd-42cd-8217-d19b4d257119&session=21&s=sb%201000&t=bill](https://ctweb.capitoltrack.com/public/search.aspx?id=ad485199-37cd-42cd-8217-d19b4d257119&session=21&s=sb%201000&t=bill)), which was opposed by Cal Cities, was held on suspense. This measure would have

required all law enforcement agencies to decrypt their radio communications to allow for public access. This would have created significant cost and logistical challenges for police agencies by contradicting a directive from the California Department of Justice regarding radio encryption.

Governance, Transparency, and Labor Relations

The Cal Cities-opposed **SB 1127 (Atkins)**

(<https://ctweb.capitoltrack.com/public/search.aspx?id=ad485199-37cd-42cd-8217-d19b4d257119&session=21&s=SB%201127&t=bill>)

continues to move through the legislative process with minor changes and remains problematic for local governments. The measure would fundamentally alter longstanding rules and timeframes for determining eligibility for workers' compensation claims. The bill would reduce the timeline for employers to make a decision about covering a claimed injury, but it does not harmonize any of the other statutes and regulations, which could prevent employers from complying with the new abbreviated timeline.

AB 1751 (Daly) (<https://ctweb.capitoltrack.com/public/search.aspx?id=ad485199-37cd-42cd-8217-d19b4d257119&session=21&s=AB%201751&t=bill>)

also moved off the Senate suspense file with few changes. The bill would extend the sunset date on the existing workers' compensation presumption for COVID-19 by two years to Jan. 1, 2025. Cal Cities is opposed to this measure unless it is amended to extend the presumption for only one year.

Cal Cities also opposes unless amended **SB 931 (Leyva)**

(<https://ctweb.capitoltrack.com/public/search.aspx?id=ad485199-37cd-42cd-8217-d19b4d257119&session=21&s=SB%20931&t=bill>)

, which passed out of the Assembly Appropriations with some positive amendments for cities. SB 931 would create new financial penalties for violating a section of the Government Code that governs employer actions and union membership. Recent amendments would

now make the penalties based on the public agency's budget, the severity of the violation, and prior violations.

However, the attorney's fees would only be awarded to the labor representatives as the prevailing party. Cal Cities is seeking amendments that would equitably provide attorney's fees and costs to either prevailing party, including the employer.

Other priority bills include:

- **SB 1131 (Newman)** (<https://ctweb.capitoltrack.com/public/search.aspx?id=ad485199-37cd-42cd-8217-d19b4d257119&session=21&s=SB%201131&t=bill>)
Address confidentiality: public entity employees and contractors
Cal Cities Position: Support (Status: Passed)

Revenue and Taxation

The appropriations committees approved several tax-related measures with significant fiscal impacts against the backdrop of a **record state budget** (<https://www.calcities.org/news/post/2022/07/06/record-state-budget-agreement-includes-many-new-one-time-funding-opportunities-but-misses-the-chance-to-support-shared-city-state-priorities>). Although the \$308 billion budget contained money for several key priorities, it missed the opportunity to invest in several shared priorities. Lawmakers also approved bills with new spending not allocated for in the budget, potentially setting the stage for last-minute financial brawls.

AB 1951 (Grayson) (<https://ctweb.capitoltrack.com/public/search.aspx?id=ad485199-37cd-42cd-8217-d19b4d257119&session=21&s=AB%201951&t=bill>), which Cal Cities opposes, would expand the existing partial sales and use tax exemption for the manufacturing and research and development of tangible personal property. The bill would also make it a full exemption, including any local voter-approved transaction and use taxes, for five years. This measure would result in a drastic revenue loss for local governments.

The Cal Cities-supported **SB 843 (Glazer)**

(<https://ctweb.capitoltrack.com/public/search.aspx?id=ad485199-37cd-42cd-8217-d19b4d257119&session=21&s=SB%20843&t=bill>) also passed off suspense. This

measure makes strides towards providing financial relief to 2.4 million low- and middle-income Californians via a renter's tax credit. The measure now requires the state to do an in-depth needs assessment for consideration in future state budgets.

Other priority bills include:

- **SB 1449 (Caballero)** (<https://ctweb.capitoltrack.com/public/search.aspx?id=ad485199-37cd-42cd-8217-d19b4d257119&session=21&s=SB%201449&t=bill>)
Office of Planning and Research: grant program: annexation of unincorporated areas
Cal Cities Position: Support (Status: Passed)
- **AB 2622 (Mullin)** (<https://ctweb.capitoltrack.com/public/search.aspx?id=ad485199-37cd-42cd-8217-d19b4d257119&session=21&s=AB%202622&t=bill>)
Sales and use taxes: exemptions: California Hybrid and Zero-Emission Truck and Bus Voucher Incentive Project: transit buses
Cal Cities Position: Support (Status: Passed)
- **AB 2887 (Garcia)** (<https://ctweb.capitoltrack.com/public/search.aspx?id=ad485199-37cd-42cd-8217-d19b4d257119&session=21&s=AB%202887&t=bill>)
Public resources: Sales and Use Tax Law: exclusions
Cal Cities Position: Opposed Unless Amended (Status: Passed)

What's next?

The legislative fight is far from over. The bills that passed off suspense will now go to the floor for a vote and potentially, to the Governor's desk for his approval or veto.

As the legislative session progresses, updated sample letters and action alerts will be available in [the Cal Cities Action Center \(/advocacy/take-action\)](#) . It is critical that the Legislature hears from California cities about how bills will affect communities, and cities are urged to submit position letters on these important measures.

Additional updates will be provided in *Cal Cities Advocate* or through the [regional public affairs team \(/get-involved/regional-divisions\)](#) .

1400 K Street, Suite 400
Sacramento, CA 95814

P: (916) 658-8200

F: (916) 658-8240



What the new federal climate and clean energy law means for cities

Aug 17, 2022

The Inflation Reduction Act ([H.R. 5376](https://www.congress.gov/bill/117th-congress/house-bill/5376/text?))

was signed into law Tuesday after a year of negotiations.

On Tuesday, the federal **[Inflation Reduction Act](https://www.congress.gov/bill/117th-congress/house-bill/5376/text?q=%7B%22search%22%3A%5B%22HR+5376%22%2C%22HR%22%2C%225376%22%5D%7D&r=58&s=1)**

[Inflation Reduction Act](https://www.congress.gov/bill/117th-congress/house-bill/5376/text?q=%7B%22search%22%3A%5B%22HR+5376%22%2C%22HR%22%2C%225376%22%5D%7D&r=58&s=1)

[Inflation Reduction Act](https://www.congress.gov/bill/117th-congress/house-bill/5376/text?q=%7B%22search%22%3A%5B%22HR+5376%22%2C%22HR%22%2C%225376%22%5D%7D&r=58&s=1)

was signed into law. The budget bill includes critical investments to support renewable energy and reduce greenhouse emissions. These investments will complement many of the programs provided through the bipartisan **[Infrastructure Investment and Jobs Act](https://www.nlc.org/article/2021/10/01/addressing-climate-change-in-infrastructure-legislation/)**

[Infrastructure Investment and Jobs Act](https://www.nlc.org/article/2021/10/01/addressing-climate-change-in-infrastructure-legislation/) that seek to mitigate the effects of climate change and create more resilient communities.

The new law will put the U.S. on a path to reducing greenhouse gas emissions by 40% by 2030, making it the most significant climate investment in U.S. history. The measure includes \$369 billion in tax credits and additional funding to help lower energy costs, increase energy reliability, and support decarbonization. Many of the programs will benefit disadvantaged and rural communities.

The Inflation Reduction Act provides funding for [several key programs that help local governments \(https://www.nlc.org/article/2022/08/08/historic-climate-clean-energy-bill-passes-senate/\)](https://www.nlc.org/article/2022/08/08/historic-climate-clean-energy-bill-passes-senate/) advance their climate and clean energy goals, such as:

- \$1 billion for improving energy efficiency, water efficiency, or climate resilience of affordable housing.
- \$1 billion to update to the latest building energy code and zero energy/stretch codes.
- \$3 billion for loans to build new clean vehicle manufacturing facilities and \$2 billion in grants to retool existing auto manufacturing facilities to manufacture clean vehicles.
- \$3 billion for Environmental and Climate Justice Block Grants for community-led projects in disadvantaged communities and community capacity-building centers to address the disproportionate environmental and public health harms caused by pollution and climate change.
- \$5 billion in grants to support healthy, fire resilient forests, forest conservation, and urban tree planting.
- \$4 billion for drought mitigation.
- \$1.8 billion for hazardous fuels reduction projects on National Forest System land within the wildland-urban interface.
- \$27 billion for a Greenhouse Gas Reduction Fund to support the rapid deployment of low- and zero-emission technologies, with 40 % allocated for low-income and disadvantaged communities.

The League of California Cities and the National League of Cities have long called on Congress to invest in actions that combat climate change and its impacts. The climate and clean energy provisions included in the Inflation Reduction Act align with the [Cal Cities 2022 Action Agenda \(/docs/default-source/advocacy/cal-cities-2022-action-agenda.pdf?sfvrsn=6478ad4b_6\)](https://www.calcities.org/docs/default-source/advocacy/cal-cities-2022-action-agenda.pdf?sfvrsn=6478ad4b_6) , which seeks to secure additional resources and support to mitigate the effects of climate change, including catastrophic wildfires, drought, and sea level rise.

While the climate and clean energy provisions are a step in the right direction, more work remains given the scale of the climate crisis.

In addition to the climate and clean energy provisions discussed, this bill also includes non-climate items. A full summary of the major provisions can be found [here \(https://www.whitehouse.gov/briefing-room/statements-releases/2022/08/15/by-the-numbers-the-inflation-reduction-act/\)](https://www.whitehouse.gov/briefing-room/statements-releases/2022/08/15/by-the-numbers-the-inflation-reduction-act/) . A [California-specific fact sheet \(https://www.whitehouse.gov/wp-content/uploads/2022/08/California.pdf\)](https://www.whitehouse.gov/wp-content/uploads/2022/08/California.pdf) is also available.

1400 K Street, Suite 400
Sacramento, CA 95814

P: (916) 658-8200

F: (916) 658-8240



Guide to Local Recovery Update: August 17

Aug 17, 2022

The Local Infrastructure Hub, a partnership between the National League of Cities (NLC) and other civic organizations, is launching a series of technical assistance “boot camps” for small and mid-sized cities. The comprehensive program will help cities develop competitive grant applications for the bipartisan Infrastructure and Investment Jobs Act. Registration is extremely limited. The U.S. Department of Transportation and NLC have also released new recovery resources.

Federal grant “boot camps” for small and mid-sized cities to launch later this year

The Local Infrastructure Hub is launching a series of **grant “boot camps” for small and mid-sized cities (<https://localinfrastructure.org/application-bootcamp>)**. This free program will help cities develop competitive grant applications for the Infrastructure and Investment Jobs Act.

Each of the 30 boot camps is tied to a specific category of funding. The camps will last roughly four months and include live learning sessions taught by subject matter experts, coaching sessions, office hours, and opportunities for peer learning. **Registration is extremely limited and ends on Aug. 31.** (<https://localinfrastructure.org/application-bootcamp/>)

The federal infrastructure package offers money to all municipalities. However, smaller cities and towns do not always have the resources needed to submit strong grant applications. Each of these boot camps will help guide cities through

the application process and show how they can build and execute a community engagement strategy.

The trainings will also help cities assemble a complex capital stack and budget, align their application with broader federal priorities, and write applications that are tailored to the metrics and policy priorities behind specific grant opportunities. The first five offerings — available this fall — will focus on the following grant categories:

- **Flood Mitigation Assistance Grants (\$3.5 billion)**

<https://nam02.safelinks.protection.outlook.com/?url=https%3A%2F%2Fwww.fema.gov%2Fgrants%2Fmitigation%2Ffloods&data=05%7C01%7Cstacey%40bloomberg.org%7C250febb961f04319dfe608da7af6e42e%7C411991d20760424f9834fb81e52d7293%7C0%7C0%7C637957498081047982%7CUnknown%7CTWFpbGZsb3d8eyJWIjoiMC4wLjAwMDAiLCJQIjoiV2luMzliLCJBTil6Ik1haWwiLCJXVCI6Mn0%3D%7C3000%7C%7C%7C&sdata=QDi1Nyv7JKeSILO8fZYUM4oFhraFNcPXJOHlj5yxkq0%3D&reserved=0>

: Supports communities with projects that reduce or eliminate the risk of repetitive flood damage to buildings insured by the National Flood Insurance Program.

- **Charging and Fueling Infrastructure Grants (\$2.5 billion)**

<https://nam02.safelinks.protection.outlook.com/?url=https%3A%2F%2Fwww.transportation.gov%2Frural%2Fev%2Ftoolkit%2Fev-infrastructure-funding-and-financing%2Ffederal-funding-programs&data=05%7C01%7Cstacey%40bloomberg.org%7C250febb961f04319dfe608da7af6e42e%7C411991d20760424f9834fb81e52d7293%7C0%7C0%7C637957498081047982%7CUnknown%7CTWFpbGZsb3d8eyJWIjoiMC4wLjAwMDAiLCJQIjoiV2luMzliLCJBTil6Ik1haWwiLCJXVCI6Mn0%3D%7C3000%7C%7C%7C&sdata=tX0Wb67RrUbnexvOHfgO3B4Llw0NB3FifIVKSLvVgKc%3D&reserved=0>

: Supports communities to address electric vehicle charging needs for passenger vehicles and light duty trucks.

- [Building Resilient Infrastructure and Communities \(\\$1 billion\)](https://nam02.safelinks.protection.outlook.com/?url=https%3A%2F%2Fwww.fema.gov%2Fgrants%2Fmitigation%2Fbuilding-resilient-infrastructure-communities&data=05%7C01%7Cstacey%40bloomberg.org%7C250febb961f04319dfe608da7af6e42e%7C411991d20760424f9834fb81e52d7293%7C0%7C0%7C637957498081047982%7CUnknown%7CTWFpbGZsb3d8eyJWIjoiMC4wLjAwMDAiLCJQIjoiV2luMzliLCJBTil6lk1haWwiLCJXVCI6Mn0%3D%7C3000%7C%7C%7C&sdata=RqDWZhwlcZ%2BvcINWGLaAZJqHRfBjmnAlnyRBCnQGys%3D&reserved=0)**
 (<https://nam02.safelinks.protection.outlook.com/?url=https%3A%2F%2Fwww.fema.gov%2Fgrants%2Fmitigation%2Fbuilding-resilient-infrastructure-communities&data=05%7C01%7Cstacey%40bloomberg.org%7C250febb961f04319dfe608da7af6e42e%7C411991d20760424f9834fb81e52d7293%7C0%7C0%7C637957498081047982%7CUnknown%7CTWFpbGZsb3d8eyJWIjoiMC4wLjAwMDAiLCJQIjoiV2luMzliLCJBTil6lk1haWwiLCJXVCI6Mn0%3D%7C3000%7C%7C%7C&sdata=RqDWZhwlcZ%2BvcINWGLaAZJqHRfBjmnAlnyRBCnQGys%3D&reserved=0>) : Supports communities as they undertake hazard mitigation projects, reducing the risks they face from disasters and natural hazards.
- [Energy Efficiency and Conservation Block Grant Program \(\\$550 million\)](https://nam02.safelinks.protection.outlook.com/?url=https%3A%2F%2Fwww.energy.gov%2Fenergy-efficiency-and-conservation-block-grant-program-bipartisan-infrastructure-law-2021&data=05%7C01%7Cstacey%40bloomberg.org%7C250febb961f04319dfe608da7af6e42e%7C411991d20760424f9834fb81e52d7293%7C0%7C0%7C637957498081047982%7CUnknown%7CTWFpbGZsb3d8eyJWIjoiMC4wLjAwMDAiLCJQIjoiV2luMzliLCJBTil6lk1haWwiLCJXVCI6Mn0%3D%7C3000%7C%7C%7C&sdata=IPDgs9SO04ibTGmOqa6iXV5IQsw064%3D&reserved=0)**
 (<https://nam02.safelinks.protection.outlook.com/?url=https%3A%2F%2Fwww.energy.gov%2Fenergy-efficiency-and-conservation-block-grant-program-bipartisan-infrastructure-law-2021&data=05%7C01%7Cstacey%40bloomberg.org%7C250febb961f04319dfe608da7af6e42e%7C411991d20760424f9834fb81e52d7293%7C0%7C0%7C637957498081047982%7CUnknown%7CTWFpbGZsb3d8eyJWIjoiMC4wLjAwMDAiLCJQIjoiV2luMzliLCJBTil6lk1haWwiLCJXVCI6Mn0%3D%7C3000%7C%7C%7C&sdata=IPDgs9SO04ibTGmOqa6iXV5IQsw064%3D&reserved=0>) : Supports communities to implement strategies to reduce fossil fuel emissions, reduce the total energy use of the eligible entities, and improve energy efficiency in the transportation, building, and other appropriate sectors.
- [Strengthening Mobility and Revolutionizing Transportation \(SMART\) Grant Program \(\\$500 million\)](https://nam02.safelinks.protection.outlook.com/?url=https%3A%2F%2Fwww.transportation.gov%2Fgrants%2FSMART&data=05%7C01%7Cstacey%40bloomberg.org%7C250febb961f04319dfe608da7af6e42e%7C411991d20760424f9834fb81e52d7293%7C0%7C0%7C637957498081047982%7CUnknown%7CTWFpbGZsb3d8eyJWIjoiMC4wLjAwMDAiLCJQIjoiV2luMzliLCJBTil6lk1haWwiLCJXVCI6Mn0%3D%7C3000%7C%7C%7C&sdata=SBDe8j8tzhQfRn6xENiTfafRDKTVnJyV)**
 (<https://nam02.safelinks.protection.outlook.com/?url=https%3A%2F%2Fwww.transportation.gov%2Fgrants%2FSMART&data=05%7C01%7Cstacey%40bloomberg.org%7C250febb961f04319dfe608da7af6e42e%7C411991d20760424f9834fb81e52d7293%7C0%7C0%7C637957498081047982%7CUnknown%7CTWFpbGZsb3d8eyJWIjoiMC4wLjAwMDAiLCJQIjoiV2luMzliLCJBTil6lk1haWwiLCJXVCI6Mn0%3D%7C3000%7C%7C%7C&sdata=SBDe8j8tzhQfRn6xENiTfafRDKTVnJyV>)

7AMaSDfeJMY%3D&reserved=0) : Supports communities on demonstration projects focused on advanced smart community technologies and systems to improve transportation efficiency and safety.

New federal Department of Transportation webinars

The U.S. Department of Transportation is holding two additional webinars on its **Reconnecting Communities Pilot Discretionary Grant Program** (<https://www.transportation.gov/grants/reconnecting-communities>) . Authorized by the federal infrastructure package, the program will help reconnect communities that were cut off from economic opportunities by previous infrastructure projects. The program supports solutions like high-quality public transportation, infrastructure removal, community revitalization, and planning studies.

The Aug. 22 webinar will cover **capital construction grant application requirements** (https://usdot.zoomgov.com/webinar/register/WN_vqc6bJ7oQAGiAAncy7Y_eg?timezone_id=America%2FLos_Angeles) , including eligibility requirements, cost-sharing, and project readiness evaluations. The Aug. 30 webinar will focus on the **benefit-cost analysis requirement** (https://usdot.zoomgov.com/webinar/register/WN_9mmPeGs0RHeTiekGq_UNYw) . A previous webinar provided information specifically for **rural communities** (<https://www.transportation.gov/grants/reconnecting-communities/reconnecting-communities-webinars>) , nonprofits, and Tribal communities.

New recovery resources from NLC

NLC recently released several new recovery resources, including a fact sheet showing how cities are using **American Rescue Plan Act (ARPA) dollars to manage the impact of inflation** (<https://www.nlc.org/resource/fact-sheet-local-governments-using-arpa-local-recovery-funds-to-combat-impacts-inflation/>) on their most vulnerable residents. Although inflation is a national and global problem that

must be addressed, there is no “out-of-control” spending by local governments behind it. In fact, since ARPA’s enactment, state and local government spending rose by less than 1% of GDP.

The advocacy organization is also hosting an Aug. 22 webinar on a **[new, collaborative effort to identify dangerous pathogens](https://www.nlc.org/events/wastewater-tracking-for-public-health-program/)** (<https://www.nlc.org/events/wastewater-tracking-for-public-health-program/>) in wastewater, such as COVID-19 and the Monkeypox virus. The program is open to cities and towns that serve a sewer shed district of 50,000 persons or greater. NLC will also explore notable **[energy efficiency, renewable energy, and greenhouse gas reduction](https://nlc-org.zoom.us/webinar/register/WN_UGiprt_uSRWHRXWAm8iz7Q?timezone_id=America%2FLos_Angeles)** (https://nlc-org.zoom.us/webinar/register/WN_UGiprt_uSRWHRXWAm8iz7Q?timezone_id=America%2FLos_Angeles) grant programs during a September *Ready to Rebuild* webinar. Previous **[Ready to Rebuild](https://www.nlc.org/resource/from-the-event-ready-to-rebuild-webinar-series/)** (<https://www.nlc.org/resource/from-the-event-ready-to-rebuild-webinar-series/>) webinars are available to watch on demand.

NLC CEO and Executive Director Clarence E. Anthony recently talked with Mitch Landrieu, former mayor of New Orleans and Senior Advisor and Infrastructure Coordinator for the White House, as part of NLC’s new podcast series. The two spoke about Landrieu’s experience **[rebuilding communities](https://www.nlc.org/news-insights/citiesspeak-podcast)** (<https://www.nlc.org/news-insights/citiesspeak-podcast>) and the federal infrastructure bill.

*City officials looking for additional information about the American Rescue Plan Act, the Infrastructure Investment and Jobs Act, or additional recovery tools can visit the **[Cal Cities Guide to Local Recovery portal](/home/resources/guide-to-local-recovery)** (</home/resources/guide-to-local-recovery>) .*