

**City of Garden Grove**  
**WEEKLY CITY MANAGER'S MEMO**  
**May 4, 2017**

TO: Honorable Mayor and City Council      FROM: Scott C. Stiles, City Manager  
Members

**I. DEPARTMENT ITEMS**

- A. PUBLIC RECORDS REQUESTS LOG  
A copy of the Public Records requests for the month of April 2017 is provided by the City Clerk for your information.
  
- B. REPUBLIC SERVICES' FY 2017/18 SOLID WASTE RATE ADJUSTMENT EFFECTIVE JULY 1, 2017  
Kingsley Okereke provides information regarding Solid Waste rate adjustments being implemented by Republic Services.
  
- C. INFORMATION ON SENATE BILL 1 - THE ROAD REPAIR AND ACCOUNTABILITY ACT OF 2017 (NEW GAS TAX REVENUE)  
Bill Murray provides information on the recently signed Senate Bill 1 ("SB1"), titled the *Road Repair and Accountability Act of 2017*, which increases gas tax revenues for cities and counties in the State.

**II. ITEMS FROM OTHER GOVERNMENTAL AGENCIES, OUTSIDE AGENCIES, BUSINESSES AND INDIVIDUALS**

- A. Orange County Waste & Recycling provides a copy of its 2016 Annual Report, *Collaboration in Motion*, and its 10-year forecast.

• **OTHER ITEMS**

- NEWSPAPER ARTICLES  
Copies of the local newspaper articles are attached for your information.
  
- MISCELLANEOUS ITEMS  
Items of interest are included.



SCOTT C. STILES  
City Manager

**PUBLIC RECORDS REQUEST – APRIL 2017**

#	Received	Requester	Request	Division	Due	Closed
<u>2603</u>	05/02/17	Johnny Ta Adt	Hi can I get the listing for new businesses for the month of April  To whom it may concern,	City Clerk	05/15/17	
<u>2602</u>	05/02/17	Paul Pham	Please assist in providing any architectural, civil, structural, mechanical, electrical and plumbing drawings, plans, and permits that have been obtained for property address: 10042 Ridgley Lane, Garden Grove. Hello,	Building Serv	05/15/17	
<u>2601</u>	05/01/17	Saraa Hassan Level2 Security & Automation	We are looking to obtain a new business list in your city for the month of April, 2017.  If a list is available, please include the owner name and phone number.	City Clerk	05/11/17	05/01/17
<u>2600</u>	05/01/17	Rebecca American Merchant Services	Please feel free to respond via e-mail if a fee is required.  Thank...	Revenue Management City Clerk	05/11/17	05/01/17
<u>2599</u>	05/01/17	Jeneva Ellis Alianza Recycling and Recovery, LLC	I am looking to obtain a complete listing of all businesses in Garden Grove. If it is possible for categories to be indicated and this to be in Excel format that would be wonderful.  I would like to obtain a copy of the city's contract or agreement regarding Electronic Waste Recycling. If possible, I would like to have it emailed to me.	Revenue Management City Clerk	05/11/17	

#	Received	Requester	Request	Division	Due	Closed
2598	05/01/17	Jeneva Ellis	I would like to obtain a copy of the city's contract or agreement regarding Electronic Waste Recycling. If possible, I would like to have it emailed to me. Records Access Officer:	City Clerk	05/11/17	05/01/17
2596	05/01/17	Rachel Vogel <i>American Transparency</i>	Pursuant to the Public Records Act this is a request for a copy of the following record(s): An electronic copy of any and all active employee salaries for 2016.	Human Resources	05/11/17	
2595	05/01/17	Chris Davis <i>Market Force One</i>	We are looking for the same data which is currently b... Requesting the April new business list in EXCEL format	Revenue Management	05/11/17	05/01/17
2594	05/01/17	Debra Bechtold and Doug McCan <i>EBI Consulting</i>	Re: Phase I Environmental Site Assessment and Property Condition Report Public Records Request Sheraton Garden Grove 12221 Harbor Boulevard, Garden Grove, CA EBI Project No. 1117002433  Dear Records Officer:	Fire Suppression Fire Prevention	05/11/17	
2593	05/01/17	Debra Bechtold and Doug McCan <i>EBI Consulting</i>	EBI Consulting (EBI) is con... Re: Phase I Environmental Site Assessment and Property Condition Report Public Records Request Sheraton Garden Grove 12221 Harbor Boulevard, Garden Grove, CA EBI Project No. 1117002433  Dear City Clerk:  EBI Consulting (EBI) is conducti...	Environmental Comp Water Services Planning Serv Neighbrhood Impr Building Serv	05/11/17	

#	Received	Requester	Request	Division	Due	Closed
<u>2592</u>	05/01/17	Christopher J. Blaisdell	Want to know what happened to the 2 people involved in a really bad accident on Euclid on at roughly 11 pm on the day of the 22 nd of this month. Single small truck that hit a tree. It's for my self so I can let it go.  Hello,	Police Support Serv Fire Suppression Fire Prevention	05/11/17	
<u>2591</u>	05/01/17		I would like to find out how many contract fraud complaints regarding the business called New Kitchen business stored on Harbor blvd. This business should not be licensed to scam people. should city do investigation if I file a formal co...  Hello,	Revenue Management	05/11/17	05/01/17
<u>2590</u>	05/01/17	Kate Curtin Bicekl Group Architecture	I am looking to receive any architectural, civil, structural, mechanical, electrical and plumbing drawings related to APN 131-681-02. Address is 7901 and 7939 Garden Grove Blvd. I'm also attaching an exhibit showing the building we are...  Dear City of Garden Grove,	Building Serv	05/11/17	05/01/17
<u>2589</u>	05/01/17	Tan Mach	I would like to request a property report (with any deaths, crimes, and/or special incidents on the property) on 11102 Yana Dr., Garden Grove, CA 92841 for that we are renting this property for a long term. Thank you ...	Police Support Serv	05/11/17	
<u>2588</u>	04/27/17	Joe Segura Westminster Journal	Copy of the staff report regarding the coyote hotline for the City of Garden Grove.		05/08/17	04/27/17
<u>2587</u>	04/27/17	Angel Lester Quantum Electronic Payments	Hi Denise,	Fiscal Services Revenue Management	05/08/17	



#	Received	Requester	Request	Division	Due	Closed
			I am requesting a copy of the city's credit card monthly merchant statements.			
			Please email me Oct, Nov, Dec 2016 and Jan ,Feb, March 2017 monthly merchant statements. If American express is separate please forward those to me as ...			
<u>2586</u>	04/27/17	Carrie	Maintenance/service records for the left turn signal going eastbound on Lampson Avenue, northbound Knott Street for the month of March 2017.	Engr Services	05/08/17	04/27/17
<u>2585</u>	04/27/17	Nhan Nguyen	I would like to know who owns and got license for this New Kitchen Store located at 13213 Harbor Blvd, Garden Grove, CA 92843. Please advise	City Clerk	05/08/17	04/27/17
<u>2584</u>	04/26/17		Hello, I would like to request a property report (with any deaths and crimes on the property) on 9171 Bickley Cir, Garden Grove CA 92841 for that we are buying this property. Thank you very much.	Police Support Serv	05/08/17	04/27/17
		Sammi Fuller <i>Zurich North America</i>	I'm contacting you in regards to obtaining data from a recent Fire Hydrant Flow test and water main diagram for one of our customer's properties located at the address below:  SomePar US One Source Distributors 12101 Western Avenue G...	Fire Suppression Fire Prevention Fire Admin	05/08/17	05/02/17
<u>2581</u>	04/26/17	sue brown	I would like to request the notes and reason for euthanization of this dog who was surrendered 3/19/17 and euthanized on 3/22/17 - A34893947 or GFC000232	Street Maint	05/08/17	

#	Received	Requester	Request	Division	Due	Closed
<u>2580</u>	04/25/17	Jayne Rapp	Requesting all info & final outcome of Male pit-mix dog, Picked up by GGAC, Posted 4/21/2017. Transferred to OCHS. Intake # G-0000398	Street Maint	05/05/17	04/27/17
<u>2579</u>	04/25/17	Jayne Rapp	Requesting info & final outcome of male white poodle, Picked up by GGAC. Posted on 4/22/2017, Transferred to OCHS. Intake # G-0000401	Street Maint	05/05/17	04/27/17
<u>2578</u>	04/25/17	Jayne Rapp	Requesting all info & final outcome on male white poodle, Picked up by GGAC, Posted on 4/22/2017 Transferred to OCHS, Intake # G-0000402.	Street Maint	05/05/17	04/27/17
<u>2577</u>	04/25/17	Jayne Rapp	Requesting all info & final outcome of a dog picked up by GGAC, Posted on 4/23/17. Male chihuahua, Transferred to GGHS, Intake # G-0000403. Thank You.	Street Maint	05/05/17	04/27/17
<u>2576</u>	04/25/17	Jayne Rapp	Id like to request info on final outcome of a dog picked up by GGAC, posted 4/24/17, Male chihuahua, Transferred to OCHS, Intake # G-0000413	Street Maint	05/05/17	04/27/17
<u>2575</u>	04/25/17	<i>Metropolitan Reporting Bureau</i>	Copy of the Fire Department Incident Report for the fire that occurred on April 15, 2017, at the property located at 12271 Bluebell Avenue in Garden Grove.	Fire Suppression Fire Admin Fire Prevention	05/05/17	04/27/17
<u>2574</u>	04/25/17	Lisa D. Herzog <i>Law Office of Lisa Herzog</i>	RE: Public Records Request for Documents - Follow-up To Prior Request - Notice of Completion  Dear City Clerk:  Pursuant to the State of California Public Records Act, California Government Code Section 6250-6276.48, I hereby request the follo...	City Clerk	05/05/17	04/27/17

#	Received	Requester	Request	Division	Due	Closed
<u>2573</u>	04/25/17	Jerry Deluca	Copy of the inspection reports for water damage at the apartment located at 12082 Bailey St. #C in Garden Grove, 92845.	Building Serv	05/05/17	04/25/17
<u>2572</u>	04/25/17	Jon Ross	My two dogs and I were attacked by two wandering pit bulls on Friday April 14th. I filed a report with animal services of Garden Grove. I would like a copy of the report so I can see who the owners of the pit bulls are and where they live. I ha...	Street Maint	05/05/17	
<u>2569</u>	04/24/17	Jayne Rapp	I would like to request all info and final outcome of a male chihuahua picked up by GGAC on or around March 29. Transferred to OCHS. Intake # G0000256 Thank You	Street Maint	05/04/17	
<u>2568</u>	04/24/17	Jayne Rapp	I would like information regarding a dog picked up by GGAC, Transported to OCHS, posted 3/29/17. Male chi, intake # G-0000256. Requesting adoption inquiries, rescue interest, and final outcome of animal.	Street Maint	05/04/17	
<u>2567</u>	04/21/17	Kaitlin Traver <i>Tait Environmental Services</i>	Thank you I would like all hazardous materials records and underground storage tank records for the two address below: 12101 Valley View St, Garden Grove, CA 92845 12111 Valley View St, Garden Grove, CA 92845	Fire Suppression Fire Prevention	05/01/17	04/24/17
<u>2566</u>	04/21/17	Mike Garcia	Request for copies of any/all Code Enforcement, Building Code, Zoning or Fire Code violations for the property at 12640 Garden Grove Blvd, CA.	Fire Suppression Fire Prevention Neighborhood Impr Building Serv	05/01/17	04/27/17

#	Received	Requester	Request	Division	Due	Closed
<u>2565</u>	04/21/17	Mike Garcia	Request for copies of any/all Code Enforcement and Building Code Violations for the property at 9852 Stanford Ave, Garden Grove, CA.	Neighborhood Impr Building Serv	05/01/17	04/27/17
<u>2564</u>	04/21/17	Mike Garcia	Request for copies of any/all Code Enforcement and Building Code Violations for the property at 10731 Pearl Street, Garden Grove, CA.	Neighborhood Impr Building Serv	05/01/17	04/25/17
<u>2563</u>	04/21/17		I would like all form 460's for all current councilmembers, the mayor, and any former candidates with a current campaign committee. Thank you PROJECT: WATER WELLS ABANDONMENT - THREE LOCATIONS	City Clerk	05/01/17	04/21/17
<u>2562</u>	04/21/17	Doris Johnson <i>Center For Contract Compliance</i>	Please provide the information on the attached request. Thank you for your assistance.	Water Services	05/01/17	04/25/17
<u>2561</u>	04/19/17	<i>LexisNexis</i>	Copy of the Fire Department Incident Report for a building fire that occurred on January 21, 2017, at the property located at 12092 Bayport Street in Garden Grove. Requesting final outcome of these 2 dogs, pickd up by GGAC on 4/13/17. Intake # G0000370 & G0000373. Transferred to OCHS. Please see attachment	Fire Admin	05/01/17	05/01/17
<u>2559</u>	04/19/17	Jayne Rapp	Requesting final outcome of female Chi-mix, dog, picked up by GGAC on 3/27/17, transported to OCHS. Intake #G0000239. If transferred to rescue, Requesting rescue info. Please see attachment.	Street Maint	05/01/17	04/24/17
<u>2558</u>	04/19/17	Jayne Rapp		Street Maint	05/01/17	04/19/17

#	Received	Requester	Request	Division	Due	Closed
2557	04/19/17	Jayne Rapp	Requesting final outcome of Husky mix, dog posted April 11, 2017. Picked up by GGAC, Transported to OCHS with no intake #. Please see attachment.	Street Maint	05/01/17	04/27/17
2556	04/18/17	Sherry Wolf C & M Fire Investigations, Inc.	Fire Dept. Incident report: Loss location: 8847-8971 Hewitt Place Garden Grove Date of Loss: 4/6/17	Fire Admin	05/01/17	04/25/17
2555	04/18/17	Jessica	Copy of Business license of Sunshine Fresh Cafe located at 12387 Lewis street, #102, Garden Grove CA 92840 with its name, entity, address. Subject: Request for Documents regarding RFP for Loan Underwriting Services	City Clerk	05/01/17	04/18/17
2554	04/18/17	Amber Loverink AmeriNat	Dear Tim,  The City of Garden Grove had issued an informal RFP for Loan Underwriting Services in which proposals were due March 9, 2017. AmeriNat is please and honor...  Subject: Request for Documents regarding RFP for Loan Portfolio Management	Neighborhood Impr	05/01/17	04/18/17
2553	04/18/17	Amber Loverink AmeriNat	Dear Tim,  The City of Garden Grove had issued an informal RFP for Loan Portfolio Management services in which proposals were due March 9, 2017. AmeriNat is please an...	Purchasing Neighborhood Impr	05/01/17	04/18/17
2552	04/18/17		Copy of the building inspection report for the property located at 10051 Emerson Avenue in Garden Grove.	Building Serv	05/01/17	04/18/17
2549	04/17/17	Chandel Davis Terracon	Copies of fire code violation history, permits, hazardous materials disclosure, and environmental records for the property located at 12822 Monarch Street in Garden Grove.	Fire Suppression Fire Prevention	04/27/17	04/24/17

#	Received	Requester	Request	Division	Due	Closed
			Tran: 634230841			
<u>2548</u>	04/17/17	LexisNexis	Copy of the Fire Department's Incident Report for the building fire that occurred on January 21, 2017, at the property located at 12092 Bayport Street in Garden Grove.	Fire Admin	04/27/17	04/25/17
<u>2547</u>	04/17/17	Chandel Davis Terracon	Property Location: 12822 Monarch Street, Garden Grove  We would like to review environmental information that your office may have on file for the above-mentioned property for all dates; specifically, any hazardous material responses, records o...	Environmental Comp Planning Serv Building Serv Fire Suppression Fire Prevention	04/27/17	04/24/17
<u>2546</u>	04/17/17	Dave Lowe Ameriprise Auto and Home Insurance	Copy of the Fire Department Incident and the Investigation Report (if available) for Incident No. G1704481 for the fire that occurred on April 15, 2017, at the property located at 12271 Bluebell Avenue, Garden Grove, 92840.	Fire Admin	04/27/17	04/18/17
<u>2545</u>	04/17/17	Danielle Ortega Garden Grove Hyundai	Copy of report from a fire on Thursday April 13th for Garden Grove Hyundai located at 9898 Trask Avenue in Garden Grove.	Fire Admin	04/27/17	04/24/17
<u>2544</u>	04/17/17	Klara ConAm Management; Crystal View Apartments	Engine #2  I am requesting an incident report that occurred 04/15/17 at Crystal View Apartments located at 12091 Bayport Street in Garden Grove.	Fire Admin	04/27/17	04/25/17
<u>2543</u>	04/17/17	Ivan Kranjcec SmartProcure	SmartProcure is submitting a public records request to the City of Garden Grove for any and all purchasing records from 2017-01-05 to current. The request is	Information Systems Purchasing	04/27/17	04/18/17

#	Received	Requester	Request	Division	Due	Closed
2541	04/12/17	Erica Robles-Anderson New York University - Media, Culture, and Communication	<p>limited to readily available records without physically copying, scanning or printing pap...</p> <p>Dear City Clerk's Office -</p> <p>I'm a historian completing a book about the Crystal Cathedral and just tying up final bits, checking to make sure I've got the details right. I know that the big Kaiser development has long been across the street. Do ...</p> <p>Dear Garden Grove Personnel,</p> <p>I'm a home owner at 11201 Caroleen Lane, Garden Grove, 92841</p> <p>I'm looking for the detailed incident report for the following incident #G1704243. This is for our home insurance claim process due to the damages...</p> <p>1) Trash/Recycling rates for residential and commercial accounts. 2) Number of commercial accounts and residential accounts in the City of Garden Grove.</p> <p>Good morning,</p> <p>Would you please send me the water consumption for the past 2 years for the address at 12273 Westminster Ave., Suite A, Garden Grove.</p> <p>Thank you.</p> <p>Subject: Mayoral Elections Data Request</p> <p>To Whom It May Concern,</p>	City Clerk	04/24/17	04/24/17
2540	04/12/17	Jonathan Nguyen		Fire Admin	05/08/17	04/25/17
2539	04/11/17	Min Wang Republic Services		Revenue Management	04/21/17	04/13/17
2538	04/11/17	Kathy Barreca		Revenue Management	04/21/17	04/13/17
2537	04/11/17	Collin Campbell Portland State University		City Clerk	04/21/17	04/11/17

#	Received	Requester	Request	Division	Due	Closed
2536	04/11/17	Robert Deamer Wayne Perry Inc	I am writing to request public records regarding mayoral elections. I am a Research Assistant for Professor Jamein Cunningham in the Department of Economics in the College of Ur...  Information regarding domestic production wells SCHN-GG state well id 04S/10W-34N04 and well 04S/10W-34N001S located near the intersection of Garden Grove Blvd and Harbor Boulevard in Garden Grove CA. Information requested includes: well location...  Copy of the Fire Department Incident Report for the apartment fire that occurred April 6, 2017, at 8863 Hewitt Place Apartment No. 4, Garden Grove.	Water Services	04/21/17	04/17/17
2535	04/11/17	Maria Gomez	Will pick up when ready.	Fire Admin	04/21/17	04/17/17
2534	04/10/17	Jeri Brown	Report on the morning of 11/7/13 at 11801 Comstock Rd. Garden Grove, Ca. 92840.  Subject: Public Records Request for Garden Grove's 2016 Employee Compensation Report	City Clerk	04/20/17	04/10/17
2533	04/07/17	Robert Fellner Transparent California	Good Morning,	Human Resources	05/15/17	
2532	04/07/17	maureen blackmun	I am requesting a copy of Garden Grove's Employee Compensation Report for the 2016 year under the provisions of California Govt. Code §§ 6250 ...  Code enforcement action on property 11893 Ricky Ave in Garden Grove.	Neighborhood Impr	04/17/17	04/17/17
2531	04/06/17	Chris Olvera Center For Contract Compliance	Case # 16-582121 Garden Grove Community Meeting Center-Council Chamber Renovation - Project No. 7664	Engr Services	04/17/17	04/11/17



#	Received	Requester	Request	Division	Due	Closed
			Copies of certified payroll records for Astra Builders Inc. from the beginning of the project through the present. Reference Transaction No. 634230841			
<u>2530</u>	04/06/17	LexisNexis	Copy of the Garden Grove Fire Department's Incident Report for a building fire that occurred on January 21, 2017, at the property located at 12092 Bayport Street in Garden Grove.	Fire Admin	04/17/17	04/10/17
<u>2529</u>	04/06/17	Kathy Oda	Hello, I would like to review all a listing of all incomes and outcomes of animals from OC Humane Society for the period of 3/22/17 - 3/31/17.	Street Maint	05/01/17	04/20/17
<u>2528</u>	04/06/17	Kathy Oda	I would like to also review the OCHumane Society reporting statistics for the month of February 201... Hello, I would like to see all documents pertaining to Cat A34433951, Jasmine. I know that she was originally surrendered to OC Humane Society on 1/16/17, adopted and returned, but eventually euthanized on 3/4/17. I am particularly interested... Copy of the incident report for an incident that occurred April 4, 2017, at the property located 13291 Barnett Way in Garden Grove.	Street Maint	05/01/17	04/20/17
<u>2527</u>	04/06/17	Jeannine Braun	Will pick up when ready.	Fire Admin	04/17/17	04/10/17
<u>2526</u>	04/06/17	Bela Christensen Accutrend Data Corporation	All new business licenses filed in March of 2017.	City Clerk	04/17/17	04/06/17
<u>2525</u>	04/06/17	Mary Oldaker DataMart	Requesting an electronic list of all New Business for the month of March, 2017.  File needs to be in CSV (comma delimited) or Excel format. PDF format is also acceptable.	City Clerk	04/17/17	04/06/17

#	Received	Requester	Request	Division	Due	Closed
<u>2524</u>	04/05/17	Steven R Morasse Morasse Collins & Clark, APC	Any complaints received by the City of Garden Grove regarding the property at 11192 Lampson Avenue, Garden Grove, California from January 1 2003 to March 31, 2017.	Neighborhood Impr Building Serv	04/17/17	04/06/17
<u>2523</u>	04/05/17	Steven R. Morasse Morasse Collins & Clark, APC	Any notices, citations, complaints or other records regarding 11.192 Lampson Aven... Any complaints received by the City of Garden Grove regarding the property at 11182 Lampson Avenue, Garden Grove, California from January 1 2003 to March 31, 2017.	Neighborhood Impr Building Serv	04/17/17	04/06/17
<u>2522</u>	04/05/17	Chris Hayden HEI Corporation	Any notices, citations, complaints or other records regarding any alleged illeg... Copies of fire code violation history, hazardous materials disclosure, permits, and environmental records for the property located at 10532 Trask Avenue in Garden Grove.	Fire Suppression Fire Prevention	04/17/17	04/10/17
<u>2521</u>	04/05/17	Jessica Pham	New Business listing of January 2017 and December 2016	City Clerk	04/17/17	04/06/17
<u>2520</u>	04/05/17	John adt	hi, can I please get the listing of new businesses for the month of march, thank you.	City Clerk	04/17/17	04/06/17
<u>2519</u>	04/05/17	Jeremy Rosental Terracon	Copies of fire code violation history, hazardous materials disclosure, permits, and environmental records for the property located at 11162 Garden Grove Blvd., Garden Grove, 92843.	Fire Suppression Fire Prevention	04/17/17	04/10/17
<u>2518</u>	04/05/17	Jim Karras AmeriCare Ambulance	Please see the attached request regarding the RFP submitted by CARE Ambulance.	Fire Admin Purchasing	04/17/17	04/10/17
<u>2517</u>	04/04/17	Johnnie	New Business Listing from March 15-April 4. Thanks in advance	Revenue Management	04/17/17	04/11/17

#	Received	Requester	Request	Division	Due	Closed
<u>2516</u>	04/04/17	Johnny Ta Adt	Hi, I was wondering if I can get an email of the new businesses for the month of march. Thank you  We are doing an environmental site assessment on the property located at:  8034 Garden Grove Blvd Garden Grove, CA 92844	City Clerk  Fire Suppression Fire Prevention	04/17/17	04/06/17
<u>2515</u>	04/04/17	Frank Trinidad <i>Odic Environmental</i>	We would like to know if there are any records in regards to any hazardous materials, hazardous waste and/or any clarifi...  Sirs:		04/17/17	04/10/17
<u>2514</u>	04/04/17	VINH LAM	We would like to obtain the location maps for underground water and sewer lines for the APN 097-271-47, 8702 Enloe Circle in Garden Grove.	Water Services	04/17/17	04/06/17
<u>2513</u>	04/03/17	Jessica Pham	Thank You and Best Regards  Copy of the February 2017 and March 2017 new business listing.  Re: Phase I Environmental Site Assessment Public Records Request 7100 Belgrave Ave, Garden Grove, CA 92841 EBI Project No. 1117001583	City Clerk  Environmental Comp Fire Suppression Fire Prevention	04/13/17	04/03/17
<u>2512</u>	04/03/17	Esther Kacmar/Amy Zach <i>EBI Consulting</i>	Dear Records Officer:  EBI Consulting (EBI) is conducting a Phase I Environmental Site Assessment (ESA) ...		04/13/17	04/06/17
<u>2511</u>	04/03/17	Esther Kacmar/Amy Zach <i>EBI Consulting</i>	Re: Phase I Environmental Site Assessment Public Records Request	Environmental Comp	04/13/17	04/06/17

#	Received	Requester	Request	Division	Due	Closed
			7100 Belgrave Ave, Garden Grove, CA 92841 EBI Project No. 1117001583	Water Services Building Serv		
			Dear Records Officer:  EBI Consulting (EBI) is conducting a Phase I Environmental Site Assessment (ESA) ...			
<u>2510</u>	04/03/17	Jose Sanchez California Homebuilding Foundation	Hello,  I would like to request the March 2017 issued permit report.	Comm Dev Mgmt	04/27/17	04/25/17
<u>2509</u>	04/03/17	Jose Sanchez	Hello,  I would like to request the March 2017 issued permit report.	City Clerk	04/13/17	04/03/17
<u>2508</u>	04/03/17	Chris Davis Market Force One	Requesting the March 'new business list' in EXCEL format	Revenue Management	04/13/17	04/03/17
<u>2507</u>	04/03/17	Janik Hopkins	Copies of building permits for the property located at 12602 Tunstall St., Garden Grove.  9852 Chapman Ave Garden Grove, CA 92841	Building Serv	04/13/17	04/03/17
<u>2506</u>	04/03/17	AUGUST WEISS CBRE	CBRE has been commissioned to conduct a Property Condition Assessment on the above referenced property. Please respond to the following documentation/information requests PER BUILDING, FIRE AND PLANNING...	Planning Serv Neighborhood Impr Fire Suppression Fire Prevention Building Serv	04/13/17	04/06/17

**City of Garden Grove**

**INTER-DEPARTMENT MEMORANDUM**

To: Scott Stiles  
Dept: City Manager/  
General Manager  
Subject: REPUBLIC SERVICES'  
FY 2017/18 SOLID WASTE RATE  
ADJUSTMENT EFFECTIVE  
JULY 1, 2017

From: Kingsley Okereke  
Dept: Finance  
Date: May 11, 2017

OBJECTIVE

To provide the Garden Grove City Council and Garden Grove Sanitary District Board with information regarding Solid Waste rate adjustments being implemented by Republic Services.


BACKGROUND/DISCUSSION

Republic Services, formerly operating as Garden Grove Disposal, has been the District's solid waste collection and disposal provider since 1989 pursuant to a franchise service agreement, amended July 1, 2010. Republic Services is implementing a price adjustment in accordance with the 2010 franchise service agreement. The contract allows for an annual CPI adjustment as well as a Landfill Cost Pass Through initiated by OC Waste Recycling.

The relevant annual percentage change in CPI for Los Angeles-Riverside-Orange County for January 2017 is 2.11%. The Landfill Cost Pass Through portion of the rate will be increased by 1.64%. This increase will have a net adjustment on the Basic Residential Rate of 1.99% which equates to \$0.43 per month or \$1.29 per quarterly billing.

Republic Services prepared, and City staff has reviewed for accuracy, the attached rate adjustment sheet (Attachment A) along with the CPI supporting documents.

  
Kingsley Okereke  
Assistant City Manager/Finance Director

  
By: Monica Neely  
Revenue Division Manager

Attachment A: 2017 Solid Waste Rates  
B: 2017 CPI Table  
C: Letter and back-up from OC Waste & Recycling

# ATTACHMENT "A"

**SUMMARY OF FRANCHISED SOLID WASTE RATE STRUCTURE - CITY OF GARDEN GROVE  
NEW RATES ESTABLISHED BY GARDEN GROVE DISPOSAL EFFECTIVE JULY 1, 2017  
PREPARED AND SUBMITTED BY GARDEN GROVE DISPOSAL**

<b>247.155</b>	2016 January CPI-U Annual Percent Change (Los Angeles-Riverside-Orange Co.)	\$32.96	2016 Orange County Landfill Charge
<b>252.373</b>	2017 January CPI-U Annual Percent Change (Los Angeles-Riverside-Orange Co.)	\$33.50	2017 Orange County Landfill Charge
<b>2.11%</b>	Resulting Net CPI Annual Adjustment	<b>1.64%</b>	Resulting Landfill Adjustment ( Oct CPI Change)

<u>RESIDENTIAL</u>	Current GGD Rate Schedule	Service Fee Subject to CPI	Landfill Costs Pass Through	Adjustment to Rates Service Fee    Landfill		Adjusted GGD Rate Schedule	Net % Adj.
Basic Residential Rate	\$21.64	\$17.69	\$3.95	\$0.37	\$0.06	\$22.07	1.99%
Extra "Trash" Container	\$9.96	\$6.01	\$3.95	\$0.13	\$0.06	\$10.15	1.91%
Extra "Yard Waste" Container	\$6.90	\$6.90	\$0.00	\$0.15	\$0.00	\$7.05	2.17%
Extra "Recycle" Container	\$0.00	\$0.00	\$0.00	\$0.00	\$0.00	\$0.00	0.00%
"Grandfathered" Residential - "No Compost"	\$20.38	\$16.43	\$3.95	\$0.35	\$0.06	\$20.79	2.01%
Non-Schedule Collection / Call Back	\$19.17	\$19.17	n/a	\$0.40	n/a	\$19.57	2.09%
Additional Requests After 3 Pick-Ups p/Year	\$45.11	\$45.11	n/a	\$0.95	n/a	\$46.06	2.11%
Per Item Charge - After 10 Items	\$6.44	\$6.44	n/a	\$0.14	n/a	\$6.58	2.17%
Additional Charge - Gas Recovery (A/C)	\$45.11	\$45.11	n/a	\$0.95	n/a	\$46.06	2.11%
Containers Exchanged in Excess of 1 p/Year	\$36.04	\$36.04	n/a	\$0.76	n/a	\$36.80	2.11%
Container Replacement - Customer Misuse Each	\$63.76	\$63.76	n/a	\$1.35	n/a	\$65.11	2.12%
Residential Temporary 3 Yard Bin Services	\$80.02	\$74.58	\$5.44	\$1.57	\$0.09	\$81.68	2.07%
Temp. Bin Extra Day p/day charge	\$6.50	\$6.50	n/a	\$0.14	n/a	\$6.64	2.15%
Additional Dump of Temp 3 Yard Bin	\$80.02	\$74.58	\$5.44	\$1.57	\$0.09	\$81.68	2.07%
Non-Profit Temporary 3 Yard Bin Service	\$75.02					\$76.68	
 <u>COMMERCIAL</u>							
	Current GGD Rate Schedule	Service Fee Subject to CPI	Landfill Costs Pass Through	Adjustment to Rates Service Fee    Landfill		Adjusted GGD Rate Schedule	Net % Adj.
Barrel Service For Commercial (max 4 cans) Service Rate Per Barrel	\$23.55	\$18.75	\$4.80	\$0.40	\$0.08	\$24.03	2.04%
Two Yard Commercial Bins							
Serviced 1x per/week	\$152.88	\$136.97	\$15.71	\$2.89	\$0.26	\$155.83	2.06%
Serviced 2x per/week	\$243.10	\$211.68	\$31.42	\$4.47	\$0.51	\$248.08	2.05%
Serviced 3x per/week	\$333.48	\$286.35	\$47.13	\$6.05	\$0.77	\$340.30	2.05%
Serviced 4x per/week	\$423.89	\$361.05	\$62.84	\$7.62	\$1.03	\$432.54	2.04%
Serviced 5x per/week	\$514.29	\$435.74	\$78.55	\$9.20	\$1.29	\$524.78	2.04%
Serviced 6x per/week	\$604.69	\$510.43	\$94.26	\$10.78	\$1.54	\$617.01	2.04%
1st Extra Bin Pick-up	\$67.66	\$64.03	\$3.63	\$1.35	\$0.06	\$69.07	2.08%
Additional Bins @ Same Time	\$37.80	\$34.17	\$3.63	\$0.72	\$0.06	\$38.58	2.06%
Three Yard Commercial Bins							
Serviced 1x per/week	\$160.77	\$137.20	\$23.57	\$2.90	\$0.39	\$164.06	2.05%
Serviced 2x per/week	\$255.96	\$208.82	\$47.14	\$4.41	\$0.77	\$261.14	2.02%
Serviced 3x per/week	\$351.16	\$280.45	\$70.71	\$5.92	\$1.16	\$358.24	2.02%
Serviced 4x per/week	\$446.35	\$352.07	\$94.28	\$7.43	\$1.54	\$455.32	2.01%
Serviced 5x per/week	\$541.56	\$423.71	\$117.85	\$8.95	\$1.93	\$552.44	2.01%
Serviced 6x per/week	\$636.76	\$495.34	\$141.42	\$10.46	\$2.32	\$649.54	2.01%
1st Extra Bin Pick-up	\$71.23	\$65.79	\$5.44	\$1.39	\$0.09	\$72.71	2.08%
Additional Bins @ Same Time	\$39.81	\$34.37	\$5.44	\$0.73	\$0.09	\$40.63	2.06%
Three Yard "Manure" Bins							
Serviced 1x per/week	\$177.78	\$138.50	\$39.28	\$2.92	\$0.64	\$181.34	2.00%
Serviced 2x per/week	\$288.89	\$210.33	\$78.56	\$4.44	\$1.29	\$294.62	1.98%
Serviced 3x per/week	\$399.93	\$282.09	\$117.84	\$5.96	\$1.93	\$407.82	1.97%
Serviced 4x per/week	\$511.02	\$353.90	\$157.12	\$7.47	\$2.57	\$521.06	1.96%
Serviced 5x per/week	\$622.10	\$425.70	\$196.40	\$8.99	\$3.22	\$634.31	1.96%
Serviced 6x per/week	\$733.15	\$497.47	\$235.68	\$10.50	\$3.86	\$747.51	1.96%
Extra Pick-up	\$83.93	\$74.87	\$9.06	\$1.58	\$0.15	\$85.66	2.06%
Three Yard "Mini-Packer" Bins							
Serviced 1x per/week	\$252.12	\$181.42	\$70.70	\$3.83	\$1.16	\$257.11	1.98%
Serviced 2x per/week	\$454.51	\$313.11	\$141.40	\$6.61	\$2.32	\$463.44	1.96%
Serviced 3x per/week	\$656.96	\$444.86	\$212.10	\$9.39	\$3.47	\$669.82	1.96%
Serviced 4x per/week	\$859.33	\$576.53	\$282.80	\$12.17	\$4.63	\$876.13	1.96%
Serviced 5x per/week	\$1,061.77	\$708.27	\$353.50	\$14.95	\$5.79	\$1,082.51	1.95%
Serviced 6x per/week	\$1,264.15	\$839.95	\$424.20	\$17.73	\$6.95	\$1,288.83	1.95%
Extra Pick-up	\$114.79	\$98.47	\$16.32	\$2.08	\$0.27	\$117.14	2.05%

SUMMARY OF FRANCHISED SOLID WASTE RATE STRUCTURE - CITY OF GARDEN GROVE  
 NEW RATES ESTABLISHED BY GARDEN GROVE DISPOSAL EFFECTIVE JULY 1, 2017  
 PREPARED AND SUBMITTED BY GARDEN GROVE DISPOSAL

<b>COMMERCIAL</b>	Current GGD Rate Schedule	Service Fee Subject to CPI	Landfill Costs Pass Through	Adjustment to Rates		Adjusted GGD Rate Schedule	Net % Adj.
				Service Fee	Landfill		
<b>Four Yard Commercial Bins</b>							
Serviced 1x per/week	\$184.69	\$153.27	\$31.42	\$3.24	\$0.51	\$188.44	2.03%
Serviced 2x per/week	\$304.07	\$241.23	\$62.84	\$5.09	\$1.03	\$310.19	2.01%
Serviced 3x per/week	\$423.46	\$329.19	\$94.27	\$6.95	\$1.54	\$431.95	2.00%
Serviced 4x per/week	\$542.86	\$417.17	\$125.69	\$8.81	\$2.06	\$553.73	2.00%
Serviced 5x per/week	\$662.23	\$505.12	\$157.11	\$10.66	\$2.57	\$675.46	2.00%
Serviced 6x per/week	\$781.64	\$593.11	\$188.53	\$12.52	\$3.09	\$797.25	2.00%
Extra Pick-up	\$83.48	\$76.23	\$7.25	\$1.81	\$0.12	\$85.21	2.07%
Additional Bins @ Same Time	\$45.79	\$38.42	\$7.37	\$0.81	\$0.12	\$46.72	2.03%
<b>Six Yard Commercial Bins</b>							
Serviced 1x per/week	\$201.06	\$153.93	\$47.13	\$3.25	\$0.77	\$205.08	2.00%
Serviced 2x per/week	\$320.15	\$225.88	\$94.27	\$4.77	\$1.54	\$326.46	1.97%
Serviced 3x per/week	\$439.27	\$297.87	\$141.40	\$6.29	\$2.32	\$447.88	1.96%
Serviced 4x per/week	\$558.34	\$369.81	\$188.53	\$7.81	\$3.09	\$569.24	1.95%
Serviced 5x per/week	\$677.46	\$441.80	\$235.66	\$9.33	\$3.86	\$690.65	1.95%
Serviced 6x per/week	\$796.55	\$513.75	\$282.80	\$10.85	\$4.63	\$812.03	1.94%
Extra Pick-up	\$89.05	\$78.17	\$10.88	\$1.65	\$0.18	\$90.88	2.06%
Additional Bins @ Same Time	\$49.81	\$38.76	\$11.06	\$0.82	\$0.18	\$50.81	2.01%
<b>Three Yard Temp. Construction Bins</b>							
Serviced 1x per/week	\$177.63	\$154.06	\$23.57	\$3.25	\$0.39	\$181.27	2.05%
Serviced 2x per/week	\$269.39	\$222.26	\$47.13	\$4.69	\$0.77	\$274.85	2.03%
Serviced 3x per/week	\$361.18	\$290.48	\$70.70	\$6.13	\$1.16	\$368.47	2.02%
Serviced 4x per/week	\$452.93	\$358.66	\$94.27	\$7.57	\$1.54	\$462.04	2.01%
Serviced 5x per/week	\$544.75	\$426.92	\$117.83	\$9.01	\$1.93	\$555.69	2.01%
Serviced 6x per/week	\$636.51	\$495.11	\$141.40	\$10.45	\$2.32	\$649.28	2.01%
Extra Pick-up	\$95.32	\$89.88	\$5.44	\$1.90	\$0.09	\$97.31	2.09%
<b>Three Yard Recycle Bins</b>							
Serviced 1x per/week	\$137.21	\$137.21	n/a	\$2.90	n/a	\$140.11	2.11%
Serviced 2x per/week	\$208.83	\$208.83	n/a	\$4.41	n/a	\$213.24	2.11%
Serviced 3x per/week	\$280.47	\$280.47	n/a	\$5.92	n/a	\$286.39	2.11%
Serviced 4x per/week	\$352.10	\$352.10	n/a	\$7.43	n/a	\$359.53	2.11%
Serviced 5x per/week	\$423.75	\$423.75	n/a	\$8.95	n/a	\$432.70	2.11%
Serviced 6x per/week	\$495.38	\$495.38	n/a	\$10.46	n/a	\$505.84	2.11%
Extra Pick-up	\$65.79	\$65.79	n/a	\$1.39	n/a	\$67.18	2.11%
Container Used as "Trash" - Each Occurrence	\$34.37	\$34.37	n/a	\$0.73	n/a	\$35.10	2.12%
<b>Pull-out service</b>							
Serviced 1x per/week	\$56.26	\$56.26	n/a	\$1.19	n/a	\$57.45	2.12%
Serviced 2x per/week	\$112.51	\$112.51	n/a	\$2.38	n/a	\$114.89	2.12%
Serviced 3x per/week	\$168.77	\$168.77	n/a	\$3.56	n/a	\$172.33	2.11%
Serviced 4x per/week	\$225.03	\$225.03	n/a	\$4.75	n/a	\$229.78	2.11%
Serviced 5x per/week	\$281.28	\$281.28	n/a	\$5.94	n/a	\$287.22	2.11%
Serviced 6x per/week	\$337.53	\$337.53	n/a	\$7.13	n/a	\$344.66	2.11%
Extra Pick-up	\$56.26	\$56.26	n/a	\$1.19	n/a	\$57.45	2.12%
<b>Other Special Services</b>							
"Overage" Fee per Occurrence	\$37.09	\$37.09	n/a	\$0.78	n/a	\$37.87	2.10%
Any Bin Size Exchange - In Excess of 1 p/Yr.	\$79.45	\$79.45	n/a	\$1.68	n/a	\$81.13	2.11%
Special Access Required - Key or Code	\$10.60	\$10.60	n/a	\$0.22	n/a	\$10.82	2.08%
Relocation Fee	\$56.61	\$56.61	n/a	\$1.20	n/a	\$57.81	2.12%
Commercial Bulky Item Pick-Up - Two Items	\$48.33	\$48.33	n/a	\$1.02	n/a	\$49.35	2.11%
Additional Item Charge - In Excess of 2 Items	\$6.44	\$6.44	n/a	\$0.14	n/a	\$6.58	2.17%
Additional Charge - Gas Recovery (A/C)	\$45.11	\$45.11	n/a	\$0.95	n/a	\$46.06	2.11%
Container Steam Cleaning	\$102.04	\$102.04	n/a	\$2.15	n/a	\$104.19	2.11%
Locking Latch Installation	\$95.59	\$95.59	n/a	\$2.02	n/a	\$97.61	2.11%
Locking Latch Rental/Maintenance (P/Tip Freq)	\$2.12	\$2.12	n/a	\$0.04	n/a	\$2.16	1.89%
Re-Deliver Bin(s) - Non-Payment	\$80.55	\$80.55	n/a	\$1.70	n/a	\$82.25	2.11%

SUMMARY OF FRANCHISED SOLID WASTE RATE STRUCTURE - CITY OF GARDEN GROVE  
 NEW RATES ESTABLISHED BY GARDEN GROVE DISPOSAL EFFECTIVE JULY 1, 2017  
 PREPARED AND SUBMITTED BY GARDEN GROVE DISPOSAL

<b>SPECIAL SERVICES</b>	Current GGD Rate Schedule	Service Fee Subject to CPI	Landfill Costs Pass Through	Adjustment to Rates		Adjusted GGD Rate Schedule	Net % Adj.
				Service Fee	Landfill		
<b>Roll-Off Containers</b>							
<b>Temporary - Three Day Service</b>							
Drop-Off Box	\$513.40	\$369.76	\$143.64	\$7.81	\$2.35	\$523.56	1.98%
Demo Box	\$582.74	\$378.62	\$204.12	\$7.99	\$3.34	\$594.07	1.94%
Green Waste Box	\$394.82	\$394.82	\$0.00	\$8.34	\$0.00	\$403.16	2.11%
Demo - Clean Inerts	\$323.10	\$323.10	n/a	\$6.82	n/a	\$329.92	2.11%
<b>Permanent - Min. 4 Load per/Month</b>							
Drop-Off Box	\$494.99	\$351.35	\$143.64	\$7.42	\$2.35	\$504.76	1.97%
Demo Box	\$558.39	\$354.27	\$204.12	\$7.48	\$3.34	\$569.21	1.94%
Compactor Box	\$657.42	\$430.62	\$226.80	\$9.09	\$3.72	\$670.23	1.95%
<b>Over Weight Surcharge Over 8 Tons</b>							
Drop-Off Box	\$39.83	\$9.59	\$30.24	\$0.20	\$0.50	\$40.53	1.76%
Demo Box	\$39.83	\$9.59	\$30.24	\$0.20	\$0.50	\$40.53	1.76%
Demo - Clean Inerts	\$31.79	\$31.79	n/a	\$0.67	n/a	\$32.46	2.11%
Compactor Box	\$39.83	\$9.59	\$30.24	\$0.20	\$0.50	\$40.53	1.76%
<b>Over Weight Surcharge Over 6 Tons</b>							
Green Waste Box	\$38.63	\$38.63	n/a	\$0.82	n/a	\$39.45	2.12%
Relocation Fee	\$56.61	\$56.61	n/a	\$1.20	n/a	\$57.81	2.12%
Stand-by Hourly Rate	\$80.55	\$80.55	n/a	\$1.70	n/a	\$82.25	2.11%
Trip Charge / Dead Run	\$56.61	\$56.61	n/a	\$1.20	n/a	\$57.81	2.12%
"Turn-A-Round" Surcharge - Packer Units	\$10.60	\$10.60	n/a	\$0.22	n/a	\$10.82	2.08%
Saturday Service P/Box	\$34.89	\$34.89	n/a	\$0.74	n/a	\$35.63	2.12%
Heavy-duty Truck Service - p/Load	\$370.77	\$370.77	n/a	\$7.83	n/a	\$378.60	2.11%
Mandatory Signature Required	\$5.30	\$5.30	n/a	\$0.11	n/a	\$5.41	2.08%
Temp R/O Extra Day p/Day Charge	\$12.89	\$12.89	n/a	\$0.27	n/a	\$13.16	2.09%
Steam Cleaning R/O or Packer >1 p/Yr	\$105.94	\$105.94	n/a	\$2.24	n/a	\$108.18	2.11%
Storage Container Mo. Rental / Delivery	\$83.69	\$83.69	n/a	\$1.77	n/a	\$85.46	2.11%
Storage Container Return (\$1.00/mile) +	\$10.60	\$10.60	n/a	\$0.22	n/a	\$10.82	2.08%
Non-Profit Storage Container Mo. Rental / Deliver	\$51.95	\$50.39		\$1.10		\$53.05	
Tilt Hopper Monthly Rental	\$41.31	\$41.31	n/a	\$0.87	n/a	\$42.18	2.11%
Three (3) Yard Bin Monthly Rental	\$52.96	\$52.96	n/a	\$1.12	n/a	\$54.08	2.11%
Non-Profit Three (3) Yard Bin Monthly Rental	\$31.17	\$31.17		\$0.66		\$31.83	2.12%
<b>LEEDS/GREEN BUILDING</b>							
	Current GGD Rate Schedule	Service Fee Subject to CPI	Landfill Costs Pass Through	Adjustment to Rates		Adjusted GGD Rate Schedule	Net % Adj.
				Service Fee	Landfill		
Drop-Off Box Mixed Trash/C&D	\$494.99	\$351.35	\$143.64	\$7.42	\$2.35	\$504.76	1.97%
Demo Box Mixed Inert	\$558.39	\$354.27	\$204.12	\$7.48	\$3.34	\$569.21	1.94%
Demo Box Clean Concrete/Inert	\$323.71	\$323.71	-	\$6.83	\$0.00	\$330.54	2.11%
Drop-Off Box Clean Wood/Drywall	\$445.15	\$445.15	-	\$9.40	\$0.00	\$454.55	2.11%
Drop-Off Box Metal	\$77.92	\$77.92	-	\$1.65	\$0.00	\$79.57	2.12%
Drop-Off Box Cardboard	\$124.68	\$124.68	-	\$2.63	\$0.00	\$127.31	2.11%
	Paid to City	CPI % and Net Adjustment		Due July 1st			
<b>Administrative Cost Reimbursement</b>	\$154,126.36	2.11%	\$3,253.96	\$157,380.32			
<b>Annual Contribution to Community Programs</b>							
	City of Garden Grove	\$22,018.04	2.11%	\$464.85	\$22,482.89		
	Garden Grove Community Foundation	\$22,018.04	2.11%	\$464.85	\$22,482.89		



**Consumer Price Index - All Urban Consumers  
Original Data Value**

Series Id: CUURA421SA0, CUUSA421SA0  
 Not Seasonally Adjusted  
 Area: Los Angeles-Riverside-Orange County, CA  
 Item: All items  
 Base Period: 1982-84=100  
 Years: 2007 to 2017

Year	Jan	Feb	Mar	Apr	May	Jun	Jul	Aug	Sep	Oct	Nov	Dec	Annual	HALF1	HALF2
2007	212.584	214.760	216.500	217.845	218.596	217.273	217.454	217.330	217.697	218.696	219.943	219.373	217.338	216.260	218.416
2008	220.918	221.431	223.606	224.625	226.651	229.033	229.886	228.484	227.449	226.159	222.229	219.620	225.008	224.377	225.638
2009	220.719	221.439	221.376	221.693	222.522	223.906	224.010	224.507	225.226	225.264	224.317	223.643	223.219	221.943	224.495
2010	224.610	224.620	225.483	225.916	226.438	225.877	225.991	226.373	226.048	226.794	225.941	226.639	225.894	225.491	226.298
2011	228.652	229.729	232.241	233.319	233.367	232.328	231.303	231.833	233.022	233.049	232.731	231.567	231.928	231.606	232.251
2012	233.441	234.537	236.941	236.866	237.032	236.025	235.776	237.222	238.104	240.111	237.675	236.042	236.648	235.807	237.488
2013	238.015	239.753	239.995	239.043	239.346	239.223	238.920	239.219	239.611	239.940	238.677	238.742	239.207	239.229	239.185
2014	239.857	241.059	242.491	242.437	243.362	243.528	243.727	243.556	243.623	243.341	241.753	240.475	242.434	242.122	242.746
2015	239.724	241.297	243.738	243.569	246.093	245.459	247.066	246.328	245.431	245.812	245.711	245.357	244.632	243.313	245.951
2016	247.155	247.113	247.873	248.368	249.554	249.789	249.784	249.700	250.145	251.098	250.185	250.189	249.246	248.309	250.184
2017	252.373														

annual % change 1.97%  
 Adjusted to 90% 1.77%

Jan year to year per GG contract  
 0.0211 2.11%



Shaw Lin, Interim Director  
300 N. Flower Street, Suite 400  
Santa Ana, CA 92703

[www.oclandfills.com](http://www.oclandfills.com)  
Telephone: (714) 834-4000  
Fax: (714) 834-4183

March 9, 2017

Garden Grove Sanitary District  
Albert Holman  
13802 Newhope Street  
Garden Grove, CA 92840

**Subject: Waste Disposal Agreement Contract Rate**

Dear Mr. Holman:

In accordance with the Waste Disposal Agreement between the Garden Grove Sanitary District and the County of Orange (County), the County is obligated to provide the Garden Grove Sanitary District with notice of the adjustment to the contract rate on an annual basis effective July 1<sup>st</sup> of each year. This letter serves as your official notice that the adjusted contract rate is effective July 1, 2017 and will be \$33.50. The escalation calculation of the adjustment is included as an attachment to this letter as set forth in Section 4.2(F) of the Waste Disposal Agreement.

If you have any questions, please call me at (714) 834-4130 or e-mail me at [kristen.almaraz@ocwr.ocgov.com](mailto:kristen.almaraz@ocwr.ocgov.com).

Sincerely,

A handwritten signature in black ink, appearing to read 'K Almaraz'.

Kristen Almaraz  
Contract Compliance Manager  
Business Services, Contract and Program Support

Attachment

**City of Garden Grove**

**INTER-DEPARTMENT MEMORANDUM**

To: Scott C. Stiles  
 Dept.: City Manager  
 Subject: INFORMATION ON SENATE BILL 1 - THE ROAD REPAIR AND ACCOUNTABILITY ACT OF 2017 (NEW GAS TAX REVENUE)

From: William E. Murray  
 Dept.: Public Works  
 Date: May 4, 2017

OBJECTIVE

To inform City Council on the recently signed Senate Bill 1 ("SB1"), titled the *Road Repair and Accountability Act of 2017*, which increases gas tax revenues for cities and counties in the State.

BACKGROUND

On Friday April 28, 2017, Governor Brown signed into law Senate Bill 1, thereby implementing the following actions: (1) Increasing the vehicle fuel tax by \$0.12 per gallon (effective 11/1/17), (2) Increasing the diesel excise tax by \$0.20 per gallon (effective 11/1/17), (3) Implementing a new transportation vehicle fee based on vehicle value (effective 1/1/18), and (4) Implementing a \$100 annual vehicle registration fee for zero-emission vehicles (effective 7/1/20).

DISCUSSION

The following is a projection of SB1 revenues including other gas tax revenue sources:

Fiscal Year	Gas Tax Sec.2103	Gas Tax Sec.2105	Gas Tax Sec.2106/2107	<b>NEW</b> Gas Tax	Total Revenues
17-18	\$709,883	\$1,030,529	\$1,968,502	<b>\$1,225,327</b>	\$4,934,241
18-19	\$780,871	\$1,030,529	\$1,968,502	<b>\$3,248,603</b>	\$7,028,505

*The State anticipates for the City to receive approx. \$4M annually in SB1 funding for the next ten years.*

Besides receiving additional revenue, local jurisdictions must also adhere to certain accountability provisions mandated through SB1. For example, the City must expend on street and road work, from its general fund, an amount determined based on prior year expenditures, also referred to as the *Maintenance of Effort* provision. In addition, all projects using SB1 revenue will need to be pre-approved by the State and projects must be reported after completion.

INFORMATION ON SENATE BILL 1 - THE ROAD REPAIR AND ACCOUNTABILITY ACT  
OF 2017 (NEW GAS TAX REVENUE)

Page 2 of 2


To ensure compliance, the State has created through SB1 an Independent Office of Audits and Investigations, tasked to ensure all provisions of the law.

SUMMARY

The City will be including eligible roadway projects to the Five-Year Capital Improvement Program. Staff will be working with Caltrans and other appropriate state agencies to ensure compliance and maintain funding eligibility.



*for* WILLIAM E. MURRAY, P.E.  
Public Works Director



By: Ana V. Neal  
Sr. Administrative Analyst

Attachment 1: League of California Cities Summary

Attachment 2: Local Streets & Roads Projected FY17-18 Revenues

Attachment 3: Local Streets & Roads Projected FY18-19 Revenues



1400 K Street, Suite 400 • Sacramento, California 95814  
Phone: (916) 658-8200 Fax: (916) 658-8240  
www.cacities.org

## **\$5.2 Billion Transportation Funding Deal Announced, includes \$1.5 Billion for Local Streets and Roads**

On Wednesday, March 29, 2017, a transportation funding agreement was announced by Gov. Jerry Brown, Senate President pro Tem Kevin de León (D-Los Angeles) and Assembly Speaker Anthony Rendon (D-Lakewood) representing the hard work of Sen. Jim Beall (D-San Jose) and Assembly Member Jim Frazier (D-Oakley), who have championed the need to provide new investment in the transportation system as chairs of their respective houses' transportation committees. The agreement, officially called The Road Repair and Accountability Act of 2017, will provide \$5.2 billion annually and is a significant investment in California's transportation infrastructure. When approved, the agreement will provide \$15 billion for local streets and roads over the next ten years.

The agreement is reflected in SB 1 (Beall), which contains the specific provisions, and ACA 12 (Frazier), a constitutional amendment to protect the funds from being diverted or used for other purposes.

A vote is expected the week of April 3.

CalTrans has released a [funding analysis](#) of the package that includes ten-year estimates of local streets and roads revenues.

### **Reforms**

- **Gives the California Transportation Commission (CTC) additional oversight authority over the State Highway Operation and Protection Program (SHOPP).** CalTrans will be required to submit additional information on the proposed capital and support budget for projects included in the SHOPP to the CTC for approval. CTC will be required to allocate capital outlay support resources by project phase. As part of the CTC's review of the proposed program, they must hold at least one hearing in southern California and one hearing in northern California. In addition, CalTrans will be required to receive approval from the CTC for increases in capital or support costs above the initially approved allocation (CTC will be able to establish guidelines to determine when the additional approval is not necessary in order to avoid unnecessary delays in project delivery).
- **Requires transparency from local agencies on what projects they fund with new revenues.** Cities and counties are required to submit a list to the CTC, before and after expenditure, of the projects proposed to be funded. The list must be adopted as part of the jurisdictions' budget and include a description and location of the project, a proposed schedule of completion, and the estimated useful life of the project. Likewise, transit agencies will be required to submit to CalTrans a similar list of projects proposed to be funded and projects completed through the State Transit Assistance Program. These lists must be submitted in order to receive funds, but can be changed to adapt to local needs as long as the changes are consistent with other requirements of the bill.

- **Creates Independent Office of Audits and Investigations at CalTrans.** Its role will be to ensure that state and external entities that receive state and federal transportation funds are operating efficiently, effectively, economically, and in compliance with applicable federal and state requirements. External agencies include (but are not limited to) private for profit and nonprofit organizations, local transportation agencies, and other local agencies that receive transportation funds either through a contract with the department or through an agreement or grant administered by the department. The director of the office, who will have the title of Inspector General, will serve a six-year term and be appointed by the Governor with Senate confirmation.
- **Creates an Advanced Mitigation Program for transportation projects.** The bill creates the Advance Mitigation Program to enhance communications between CalTrans and stakeholders to protect natural resources through project mitigation, to meet or exceed applicable environmental requirements, to accelerate project delivery, and to fully mitigate environmental impacts from transportation infrastructure projects. CalTrans is required to consult with the Department of Fish and Wildlife on activities. CalTrans will be required to set aside at least \$30 million annually for four years from the State Transportation Improvement Program (STIP) and SHOPP to fund the program.
- **Requires “complete streets” to be included in the Highway Design Manual.** The bill requires CalTrans to update the Highway Design Manual to include the “complete streets” design concept (emphasizes safety and access for all users, including pedestrians and bicycles) no later than January 1, 2018.
- **Requires CalTrans to double the dollar value of its contracts awarded to small businesses.** CalTrans is required to develop a plan increases by up to 100 percent the dollar value of contracts and procurements awarded to small businesses, disadvantaged business enterprises, and disabled veterans business enterprises. Outreach must also target minority and women business enterprises. The plan must be developed by January 1, 2020.
- **CalTrans Efficiency Measures.** CalTrans is required to implement efficiency measure with the goal to generate at least \$100 million annually in savings, and must report these savings to the CTC.

#### Revenues (Approximate)

- **\$1.8 billion from a 12 cent increase to the gasoline excise tax and annual adjustments to the current base gas tax and increase for inflation (effective November 1, 2017).** The revenue generated from this particular increase would help restore the gas tax’ lost purchasing power due to inflation. The funds attributable to the 12-cent increase would be transferred to the newly created Road Maintenance and Rehabilitation Account (RMRA) for distribution. The first adjustment for inflation is scheduled for July 1, 2020.
- **\$1.1 billion from ending the Board of Equalization (BOE) “true up” and resetting the rate to the historical average of 17.3 cents per gallon, adjusted annually for inflation (effective July 1, 2019).** This provision would “reset” the priced based excise tax on gasoline to its original rate of 17.3 cents. The first adjustment for inflation is scheduled for July 1, 2020.

- **\$1.6 billion from a transportation improvement fee, adjusted annual for inflation (effective Spring 2018).** This new fee would be used for the research, planning, construction, improvement, maintenance, and operation of public streets and highways (and related facilities to support nonmotorized traffic). It will be collected with the existing vehicle registration fees. The amount of the fee will be based on the market value of the vehicle:

Car Value	Amount Paid
Under \$5,000	\$25
\$5,000-\$24,999	\$50
\$25,000-\$34,999	\$100
\$35,000-\$59,999	\$150
Over \$60,000	\$175

The fee will be adjusted for inflation beginning July 1, 2020.

- **\$600 million from a 20 cent per gallon increase to the diesel excise tax, adjusted annually for inflation (effective November 1, 2017).** Fifty percent of the funds attributable to the 20 cent increase to the diesel excise tax would be transferred to the Trade Corridors Improvement Fund (TCIF). The remaining 50 percent would go to the newly created RMRA. The first adjustment for inflation is scheduled for July 1, 2020.
- **\$300 million from a 4 percent increase to the diesel sales tax (effective November 1, 2017).** The funds generated through the additional 4 percent increase to the diesel sales tax. The State Transit Assistance Program would receive revenues from a 3.5 percent increase, and the remaining would go to intercity rail and commuter rail purposes.
- **\$20 million from new \$100 dollar Vehicle Registration Fee on zero emission vehicles model year 2020 and later, adjusted annually for inflation (effective July 1, 2020).** This provision will apply to new ZEV's sold after January 1, 2020 and help make up for the fact that owners of zero emission vehicles do not pay any gas tax to maintain the roads they drive on. Revenues would be deposited into the RMRA for distribution. The first adjustment for inflation is scheduled for January 1, 2021.
- **\$706 million from Loan Repayments.** \$706 million one-time funds for transportation loan repayments which will be repaid proportionately and in equal installments over three years. These funds were originally loaned from the Transportation Congestion Relief Program, which is being closed out (see Other Provisions section below).

#### Allocations

Revenues generated from these proposals will provide the following projected annual allocations:

- State Highway System - \$1.5 billion annually for maintenance and rehabilitation of the state highway system (continuous appropriation).
- Local Streets and Roads – \$1.5 billion annually for maintenance and rehabilitation of local streets and roads (continuous appropriation).
- State Local Partnership Program – \$200 million for the State-Local-Partnership Program for existing and aspiring self-help jurisdictions. Guidelines will be developed by the CTC by January 1, 2018.
- Active Transportation Projects – \$100 million annually for active transportation projects (upon appropriation by the Legislature).

- Public Transportation – \$750 million to improve transit operations and capital improvements.
- Local Transportation Planning Grants – \$25 million for planning grants to further state goals including goals and best practices included in regional transportation guidelines (upon appropriation by the legislature), allocated by CalTrans.
- Freight, trade corridors, and goods movement – \$300 million annually for freight, trade corridors, and goods movement through the newly created Trade Corridor Enhancement Account (upon appropriation by the legislature). Projects will be nominated by local agencies and the state.
- Congested Communities – \$250 million annually to reduce congestion in major commute corridors through the newly created Solutions for Congested Corridors Program. Funds will be allocated by the CTC to projects designed to achieve a balanced set of transportation, environmental, and community access improvements within highly congested travel corridors. Projects elements may include improvements to state highways, local streets and roads, transit facilities, bike/ped facilities, and protection of local habitat or open space. Projects may be nominated by the state or regional or county transportation agencies.
- Bridges and Culverts – \$400 million for bridge and culvert repair (upon appropriation by the Legislature).
- State Transportation Improvement Program – Restoration of \$1.1 billion annually for capital projects and improvement on the state’s highway system.
- Transit and Intercity Rail – \$27.5 million annually for transit and intercity rail capital projects and operations
- Freeway Service Patrol – \$25 million to support the Freeway Service Patrol (upon appropriation by the legislature).
- California State University and University of California – \$7 million for transportation research and workforce training (upon appropriation by the Legislature).
- Preapprenticeship Programs – \$5 million annually for five years to assist local agencies to implement policies to promote preapprenticeship training programs.
- Loan Repayments – The Department of Finance will set a repayment schedule which must conclude by June 30, 2020. The amount of loan repayments are as follows:
  - \$225 million allocated to local streets and roads using existing Section 2103 formulas;
  - \$256 million to the Public Transportation Account, of which up to \$20 million goes to local and regional agencies for climate change adaptation planning; and,
  - \$225 million to the State Highway Operation and Protection Program (SHOPP).

**Additional Details on Local Streets and Roads and SHOPP Allocations**

Funds made available from the Road Maintenance and Rehabilitation Account (which includes the Local Streets and Roads allocations) have several requirements cities should be aware of.

- **Eligible Uses.** Funds made available by the program can be used (1) to satisfy match requirements of a state or federal program or (2) for projects that include, but are not limited to, the following:
  - Road maintenance and rehabilitation.
  - Safety projects.
  - Railroad grade separations.
  - Complete street components, including active transportation purposes, pedestrian and bicycle safety projects, transit facilities, and drainage and stormwater capture projects in conjunction with any other allowable project.
  - Traffic control devices.



If a city's or county's pavement condition index meets or exceeds 80, they may use the funds for other transportation purposes (which is not defined).

- **Maintenance of Effort.** Cities and counties must maintain their existing commitment to transportation funding. The commitment must not be less than the average expenditures in 2009-10, 2010-11, and 2011-12 fiscal years.
- **Recycling Techniques.** To the extent possible and cost effective, and where feasible, agencies must use advanced technologies and material recycling techniques that reduce the cost of maintaining and rehabilitating the streets and highways, and that exhibit reduced levels of greenhouse gas emissions through material choice and construction method.
- **Advanced Automotive Technologies.** To the extent possible and cost effective, and where feasible, agencies must use advanced technologies and communications systems in transportation infrastructure that recognize and accommodate advanced automotive technologies that may include, but are not necessarily limited to, charging or fueling opportunities for zero-emission vehicles, and provision of infrastructure-to-vehicle communications for transitional or full autonomous vehicle systems.
- **Climate Change Adaptation.** To the extent deemed cost effective, and where feasible, in the context of both the project scope and the risk level for the asset due to global climate change, agencies must include features in the projects funded by the program to better adapt the asset to withstand the negative effects of climate change and make the asset more resilient to impacts such as fires, floods, and sea level rise.
- **Complete Streets.** To the extent beneficial, cost effective, and practicable in the context of facility type, right-of-way, project scope, and quality of nearby alternative facilities, and where feasible, agencies must incorporate complete street elements into projects funded by the program, including, but not limited to, elements that improve the quality of bicycle and pedestrian facilities and that improve safety for all users of transportation facilities.
- **Preapprenticeship Programs.** The California Workforce Development Board will develop guidelines for agencies receiving funds to participate in, invest in, or partner with new or existing preapprenticeship training programs. All agencies receiving funds must meet the guidelines by July 1, 2023. Grant recipients are required to outreach to various individuals who may be eligible to participate in preapprenticeship training programs.

#### Other Provisions

- **Closes out the Traffic Congestion Relief Program (TCRP).** All projects without an approved application as of June 30, 2017, for the TCRP will no longer be eligible for funding. Also repeals related provisions in law that authorized the use of tribal gaming compact revenues to partially repay \$1.2 billion in loans from the TCRP to the state's General Fund.
- **Establishes "safe harbor" timelines for allowable use of commercial vehicles.** Establishes timelines for the useful life of commercial vehicle (trucks) until the later of either (1) thirteen years after model year of the original certification of the engine and emission control system or (2) when the vehicle reaches 800,000 vehicle miles or 18 years after the model year of the original certification of the engine and emission control system. Legislative amendments added on April 3<sup>rd</sup>, clarify that this provision is intended to provide certainty on the useful life of engines certified for use in the state under California Air Resources Board (CARB) regulations, and states that it is not meant to otherwise restrict the authority of (CARB) or local air quality districts. CARB is required to evaluate the impact of this provision by January 1, 2025. This provision does not apply to safety programs, voluntary incentive and grant programs, inspection and maintenance program, or programs to address an imminent health risk.

- **Diesel-Fueled Vehicle compliance with Air Resources Board regulations.** Requires the Department of Motor Vehicles (DMV) to confirm compliance with Air Resources Board regulations for specified diesel-fueled vehicles.
- **Revises allocations for taxes paid for fuel used in off-highway vehicles.**
  - Revenues from the increased taxes derived from fuel for boats and other watercraft will be deposited in the State Parks and Recreation Fund. (Current revenues will continue to go to the Harbors and Watercraft Revolving Fund).
  - Revenues from fuel purchased for agricultural vehicles off-highway use will be deposited into the Department of Food and Agriculture Fund.
  - Revenues from fuel purchased for other off-highway vehicles will be deposited in the State Parks and Recreation Fund to be used for state parks, off-highway vehicle programs, or boating programs.

*Updated 04/04/2017*

# Local Streets and Roads - Projected FY2017-18 Revenues

Based on State Dept of Finance statewide revenue projections as of April 2017

Estimated 6 April 2017

	Highway Users Tax Acct (HUTA) <sup>(1)</sup> Streets & Highways Code		Sec2107 <sup>(3)</sup> Sec2107.5 <sup>(4)</sup> Sec2106 <sup>(3)</sup>	Sec2105 <sup>(3)</sup>	Sec2103 <sup>(5)</sup>	Loan Repayment <sup>(6)</sup>	TOTAL HUTA	Road Maintnc Rehab Acct <sup>(7)</sup>	TOTAL
	Sec2105 <sup>(3)</sup>	Sec2106 <sup>(3)</sup>							
<b>NAPA COUNTY</b>									
AMERICAN CANYON	118,419	76,321	152,980	5,000	81,573	23,312	457,605	117,491	575,096
CALISTOGA	30,107	22,984	38,894	2,000	20,740	5,927	120,652	29,872	150,524
NAPA	468,328	287,656	605,012	7,500	322,609	92,194	1,783,298	464,660	2,247,958
SAINT HELENA	34,897	25,877	45,082	2,000	24,039	6,870	138,763	34,623	173,387
YOUNTVILLE	17,361	15,286	22,428	1,000	11,959	3,418	71,452	17,225	88,677
<b>NEVADA COUNTY</b>									
GRASS VALLEY	75,298	50,277	97,274	3,000	51,869	14,823	292,541	74,708	367,249
NEVADA CITY	18,948	16,244	24,478	1,000	13,052	3,730	77,452	18,800	96,252
TRUCKEE	94,042	61,599	1,731,412	4,000	64,781	18,513	1,974,347	93,306	2,067,653
<b>ORANGE COUNTY</b>									
ALISO VIEJO	293,571	182,108	379,251	6,000	202,227	57,792	1,120,949	291,272	1,412,220
ANAHEIM	2,081,575	1,262,008	2,689,094	10,000	1,433,900	409,776	7,886,353	2,065,272	9,951,625
BREA	254,053	158,240	328,200	6,000	175,005	50,013	971,512	252,064	1,223,576
BUENA PARK	484,433	297,383	625,818	7,500	333,703	95,365	1,844,203	480,639	2,324,842
COSTA MESA	666,101	407,105	860,506	10,000	458,846	131,128	2,533,685	660,884	3,194,569
CYPRESS	289,119	179,419	373,499	6,000	199,166	56,916	1,104,113	286,854	1,390,967
DANA POINT	194,216	122,101	250,899	6,000	133,786	38,233	745,236	192,695	937,931
FOUNTAIN VALLEY	329,636	203,890	425,842	7,500	227,071	64,892	1,258,830	327,054	1,585,884
FULLERTON	827,995	504,884	1,069,650	10,000	570,367	162,998	3,145,895	821,510	3,967,405
GARDEN GROVE	1,030,529	627,208	1,331,294	10,000	709,883	202,869	3,911,783	1,022,458	4,934,241
HUNTINGTON BEACH	1,134,621	690,076	1,465,766	10,000	781,587	223,360	4,305,409	1,125,734	5,431,143
IRVINE	1,501,804	911,843	1,940,113	10,000	1,034,522	295,643	5,693,925	1,490,041	7,183,966
LAGUNA BEACH	137,268	87,706	177,330	6,000	94,557	27,022	529,883	136,193	666,076
LAGUNA HILLS	178,326	112,503	230,371	6,000	122,840	35,105	685,145	176,929	862,074
LAGUNA NIGUEL	384,434	236,986	496,633	7,500	264,818	75,679	1,466,050	381,423	1,847,473
LAGUNA WOODS	94,583	61,925	122,187	4,000	65,154	18,619	366,468	93,842	460,310
LA HABRA	360,731	222,671	466,013	7,500	248,491	71,013	1,376,419	357,906	1,734,325
LAKE FOREST	487,706	299,359	630,045	7,500	335,958	96,009	1,856,577	483,886	2,340,463
LA PALMA	93,327	61,167	120,565	4,000	64,289	18,372	361,720	92,596	454,317
LOS ALAMITOS	68,224	46,005	88,136	3,000	46,996	13,431	285,792	67,690	333,482
MISSION VIEJO	562,050	344,261	726,088	10,000	387,170	110,644	2,140,213	557,648	2,697,861
NEWPORT BEACH	495,122	303,839	639,626	7,500	341,066	97,469	1,884,623	491,244	2,375,867
ORANGE	821,968	501,244	1,061,864	10,000	566,215	161,812	3,123,102	815,530	3,938,633
PLACENTIA	303,766	188,265	392,421	7,500	209,250	59,799	1,161,000	301,386	1,462,387
RANCHO SANTA MARGARITA	281,987	175,112	364,266	6,000	194,248	55,512	1,077,144	279,778	1,356,923
SAN CLEMENTE	385,032	237,348	497,406	7,500	265,231	75,797	1,468,314	382,017	1,850,331
SAN JUAN CAPISTRANO	209,735	131,473	270,947	6,000	144,477	41,288	803,920	208,092	1,012,013
SANTA ANA	1,993,194	1,208,628	2,574,919	10,000	1,373,018	392,378	7,552,137	1,977,583	9,529,720
SEAL BEACH	145,760	92,834	188,300	6,000	100,407	28,694	561,995	144,618	706,613
STANTON	231,043	144,343	298,474	6,000	159,154	45,483	884,496	229,233	1,113,729
TUSTIN	480,772	295,171	621,088	7,500	331,181	94,644	1,830,356	477,006	2,307,362
VILLA PARK	34,571	25,680	44,661	2,000	23,815	6,806	137,532	34,300	171,833
WESTMINSTER	546,776	335,036	706,355	7,500	376,648	107,638	2,079,952	542,493	2,622,445
YORBA LINDA	393,123	242,234	507,858	7,500	270,804	77,390	1,498,909	390,044	1,888,953

new

new



# Local Streets and Roads - Projected FY2018-19 Revenues

Based on State Dept of Finance statewide revenue projections as of April 2017


Estimated 6 April 2017

	Highway Users Tax Acct (HUTA) <sup>(1)</sup> Streets & Highways Code			Sec2103 <sup>(5)</sup>	Loan Repayment <sup>(6)</sup>	TOTAL HUTA	Road Mntnc Rehab Acct <sup>(7)</sup>	TOTAL	
	Sec2105 <sup>(3)</sup>	Sec2106 <sup>(3)</sup>	Sec2107 <sup>(3)</sup> Sec2107.5 <sup>(4)</sup>						
<b>NAPA COUNTY</b>									
AMERICAN CANYON	118,419	76,321	152,980	5,000	89,730	23,312	465,762	349,987	815,749
CALISTOGA	30,107	22,984	38,894	2,000	22,814	5,927	122,726	88,983	211,709
NAPA	468,328	287,656	605,012	7,500	354,870	92,194	1,815,559	1,384,145	3,199,704
SAINTE HELENA	34,897	25,877	45,082	2,000	26,443	6,870	141,167	103,137	244,305
YOUNTVILLE	17,361	15,286	22,428	1,000	13,155	3,418	72,648	51,311	123,959
<b>NEVADA COUNTY</b>									
GRASS VALLEY	75,298	50,277	97,274	3,000	57,056	14,823	297,728	222,543	520,270
NEVADA CITY	18,948	16,244	24,478	1,000	14,358	3,730	78,758	56,001	134,758
TRUCKEE	94,042	61,599	1,731,412	4,000	71,259	18,513	1,980,825	277,942	2,258,767
<b>ORANGE COUNTY</b>									
ALISO VIEJO	293,571	182,108	379,251	6,000	222,450	57,792	1,141,172	867,650	2,008,822
ANAHEIM	2,081,575	1,262,008	2,689,094	10,000	1,577,290	409,776	8,029,743	6,152,106	14,181,849
BREA	254,053	158,240	328,200	6,000	192,506	50,013	989,013	750,856	1,739,869
BUENA PARK	484,433	297,383	625,818	7,500	367,074	95,365	1,877,573	1,431,745	3,309,318
COSTA MESA	666,101	407,105	860,506	10,000	504,730	131,128	2,579,570	1,968,665	4,548,235
CYPRESS	289,119	179,419	373,499	6,000	219,076	56,916	1,124,029	854,492	1,978,520
DANA POINT	194,216	122,101	250,899	6,000	147,165	38,233	758,615	574,007	1,332,622
FOUNTAIN VALLEY	329,636	203,890	425,842	7,500	249,778	64,892	1,281,537	974,240	2,255,777
FULLERTON	827,995	504,884	1,069,650	10,000	627,404	162,998	3,202,932	2,447,144	5,650,076
GARDEN GROVE	1,030,529	627,208	1,331,294	10,000	780,871	202,869	3,982,771	3,045,734	7,028,505
HUNTINGTON BEACH	1,134,621	690,076	1,465,766	10,000	859,746	223,360	4,383,568	3,353,377	7,736,944
IRVINE	1,501,804	911,843	1,940,113	10,000	1,137,974	295,643	5,797,377	4,438,588	10,235,965
LAGUNA BEACH	137,268	87,706	177,330	6,000	104,013	27,022	539,339	405,696	945,035
LAGUNA HILLS	178,326	112,503	230,371	6,000	135,124	35,705	697,429	527,042	1,224,471
LAGUNA NIGUEL	384,434	236,986	496,633	7,500	291,300	75,679	1,492,532	1,136,196	2,628,728
LAGUNA WOODS	94,583	61,925	122,187	4,000	71,669	18,619	372,983	279,540	652,523
LA HABRA	360,731	222,671	466,013	7,500	273,340	71,013	1,401,268	1,066,143	2,467,411
LAKE FOREST	487,706	299,359	630,045	7,500	369,553	96,009	1,890,173	1,441,417	3,331,589
LA PALMA	93,327	61,167	120,565	4,000	70,718	18,372	368,149	275,829	643,979
LOS ALAMITOS	68,224	46,005	88,136	3,000	51,696	13,431	270,492	201,637	472,129
MISSION VIEJO	562,050	344,261	726,088	10,000	425,887	110,644	2,178,930	1,661,142	3,840,072
NEWPORT BEACH	495,122	303,839	639,626	7,500	375,173	97,469	1,918,729	1,463,336	3,382,065
ORANGE	821,968	501,244	1,061,864	10,000	622,837	161,812	3,179,724	2,429,331	5,609,055
PLACENTIA	303,766	188,265	392,421	7,500	230,175	59,799	1,181,925	897,780	2,079,706
RANCHO SANTA MARGARITA	281,987	175,112	364,286	6,000	213,672	55,512	1,096,569	833,414	1,929,983
SAN CLEMENTE	385,032	237,348	497,406	7,500	291,754	75,797	1,494,837	1,137,965	2,632,802
SAN JUAN CAPISTRANO	209,735	131,473	270,947	6,000	158,924	41,278	818,368	619,873	1,438,241
SANTA ANA	1,993,194	1,208,628	2,574,919	10,000	1,510,320	392,378	7,689,439	5,890,895	13,580,334
SEAL BEACH	145,760	92,834	188,300	6,000	110,448	28,694	572,036	430,793	1,002,829
STANTON	231,043	144,343	298,474	6,000	175,070	45,483	900,412	682,848	1,583,259
TUSTIN	480,772	295,171	621,088	7,500	364,299	94,644	1,863,474	1,420,923	3,284,397
VILLA PARK	34,571	25,680	44,661	2,000	26,196	6,806	139,914	102,176	242,089
WESTMINSTER	546,776	335,036	706,355	7,500	414,313	107,638	2,117,617	1,615,998	3,733,615
YORBA LINDA	393,123	242,234	507,858	7,500	297,884	77,390	1,525,989	1,161,877	2,687,866



2016 ANNUAL REPORT  
**OC WASTE & RECYCLING**  
COLLABORATION IN MOTION





## TABLE OF CONTENTS

ON THE COVER: THOUGH IT WAS HAPPENSTANCE THAT THE WET DECK AT OLINDA LANDFILL TOOK THE SHAPE OF A HEART, THE PEOPLE OF OC WASTE & RECYCLING PUT LOVE INTO THEIR WORK AS THEY ENSURE SAFE, ENVIRONMENTALLY FRIENDLY WASTE DISPOSAL FOR THE RESIDENTS AND BUSINESSES OF ORANGE COUNTY.

COLLABORATION IN MOTION.....	3
MISSION AND VISION.....	5
ORANGE COUNTY BOARD OF SUPERVISORS .....	6
WASTE MANAGEMENT COMMISSION.....	7
LETTER FROM THE DIRECTOR .....	8
WASTE DISPOSAL: AN ESSENTIAL PUBLIC SERVICE .....	10
ENVIRONMENTAL STEWARDSHIP.....	12
EDUCATIONAL OUTREACH TO PROMOTE RECYCLING AND MORE.....	14
AWARDS.....	16
YEAR IN REVIEW: HIGHLIGHTS .....	17
10-YEAR FORECAST .....	22
FINANCIAL STATEMENTS .....	35





## COLLABORATION IN MOTION




Day in and day out, in neighborhoods all around Orange County, families separate recyclables from trash. Haulers deliver the trash and recyclables to their respective destinations—landfills and material recovery facilities. Recyclable materials get processed for their next life. Trash is compacted and buried at the landfills, only to be recycled as landfill gas that provides energy. A falcon soars above the landfill, an instinctive reminder to thousands of crows and seagulls to stay away. Landfill employees assist commercial haulers and residents dispose of their waste, and they even pick up every scrap of litter. Students implement school-wide recycling programs and gardens, and they learn about the waste stream by taking tours of the landfills. Nonprofit organizations bring recycling and environmental stewardship alive for thousands of Orange County residents. Local, regional and state regulating agencies monitor and chart the course for waste management.

And by implementing a strategic plan built on collaboration, OC Waste & Recycling manages and coordinates the County's solid waste disposal system.

# 4,753,215

TOTAL TONS  
OF WASTE  
COLLECTED



**421,243**  
hours recorded by  
OCWR employees

**486,224**  
customers serviced  
(fee both entries)


**15,192**  
number of phone calls  
received at OCWR  
reception

**70,954**


OPERATIONAL  
HOURS OF HEAVY  
EQUIPMENT

**136,358**  
NUMBER OF VISITS

to OCWR's four Household Hazardous  
Waste Collection Centers.







# MISSION AND VISION

## MISSION

OC Waste & Recycling provides waste management services, protects the environment, and promotes recycling in order to ensure a safe and healthy community for current and future generations.


## VISION

Our vision is to be the best waste management system in America.



## ORANGE COUNTY BOARD OF SUPERVISORS

COUNTY OF ORANGE MISSION:  
MAKING ORANGE COUNTY  
A SAFE, HEALTHY, AND  
FULFILLING PLACE TO LIVE,  
WORK, AND PLAY, TODAY  
AND FOR GENERATIONS  
TO COME, BY PROVIDING  
OUTSTANDING, COST-  
EFFECTIVE REGIONAL PUBLIC  
SERVICES.



**Michelle Steel**

---

CHAIRWOMAN  
SECOND DISTRICT



**Andrew Do**

---


VICE CHAIR  
FIRST DISTRICT



**Todd Spitzer**

---


THIRD DISTRICT



**Shawn Nelson**

---

FOURTH DISTRICT



**Lisa Bartlett**

---

FIFTH DISTRICT



The Orange County Waste Commission advises the Board of Supervisors on matters relating to the County's solid waste disposal system and serves as the designated Local Task Force, assisting with Orange County's waste diversion and recycling efforts.

Chairman (2nd District)  
JOE J. CARCHIO

Vice-Chair (2nd District)  
HON. ROB JOHNSON\*

1st District  
DEEPAK J. KRISHAN

2nd District  
TINA NIETO

3rd District  
HON. MIKE ALVAREZ\*  
DONALD R. FROELICH  
STEVE CHAVEZ LODGE

4th District  
CHARLES J. KIM  
HON. CHRISTINE MARICK\*  
HON. CHAD P. WANKE

5th District  
HON. CYNTHIA CONNERS\*  
JOE SOTO  
MARK TETTEMER

Member At Large  
DAVID J. SHAWVER\*

EX OFFICIO

City Managers' Representative  
BRET PLUMLEE\*

\*Appointed by the Orange County City Selection Committee.



WASTE  
MANAGEMENT  
COMMISSION





## LETTER FROM THE DIRECTOR

In 2016, OC Waste & Recycling's activities can be summarized with a simple theme: "Collaboration in Motion." From the celebratory start-up of the renewable energy plant at the Bowerman Landfill to the adoption of an updated OCWR Strategic Plan and the successful renegotiation of the Countywide Waste Disposal Agreements, collaboration brought every one of this year's major accomplishments to fruition. And, as managers of a never-ending solid waste stream in a dynamic market and regulatory environment, we are in constant motion.

Throughout 2016, OCWR staff worked diligently with stakeholders to secure approval of a key amendment to the Waste Disposal Agreements—a key contracting arrangement with 45 cities and sanitary districts that allows for the continued importation of waste through 2025, secures stable disposal rates and enables revenue-sharing.

Key capital improvement projects were completed at all three active landfills. At the Olinda Landfill, the first phase of the partial final closure was completed in March. The project included aesthetic improvements to the area most visible to the adjacent community.


Habitat restoration at the Prima Deschecha landfill cleared the way for the future development of Zone Four of the landfills and serves to protect the environment. This 94-acre Segunda Deshecha habitat area is now home to a variety of native species, such as Coastal Sage Scrub.

Completion of a landslide remediation project of the Bowerman Landfill saw seven million cubic yards of earth moved in a project that preserved long-term landfill capacity.



Looking ahead, OC Waste & Recycling is well-positioned to face the challenges that arise as the industry paradigm shifts from landfill capacity (alone) to waste management alternatives. We envision making strides in renewable technologies, while we continue operating at the highest levels within our greatest asset—Orange County’s landfills. We welcome the challenges ahead, and we value the opportunity to collaborate—with residents, industry, government officials, renewable energy partners, environmentalists, educators and customers—as OCWR pursues its vision of being the best waste management system in America.

Shaw Lin  
INTERIM DIRECTOR





## WASTE DISPOSAL: AN ESSENTIAL PUBLIC SERVICE

OCWR'S THREE ACTIVE LANDFILLS ARE FEATS OF ENVIRONMENTAL ENGINEERING, BUILT TO EXACTING SPECIFICATIONS USING THE LATEST TECHNOLOGY. THEY RECEIVE MORE THAN FOUR MILLION TONS OF SOLID WASTE EACH YEAR. WHILE WE WORK TOWARD A ZERO-WASTE FUTURE, LOCAL LANDFILL CAPACITY WILL REMAIN A VALUABLE RESOURCE.

### MAJOR MILESTONE

In 2016 OC Waste & Recycling achieved a major strategic plan milestone in renegotiating an amendment to the Waste Disposal Agreements (WDA)—the arrangement through which cities bring their waste to Orange County’s landfills in exchange for low, predictable disposal rates. An amendment to the WDA was needed to allow for continued waste importation, which would have ended in June 2016 without proper consent. Additionally, the financial stability offered by the amended WDA allows the department to manage disposal operations and maintain needed landfill capacity.

This complex win-win achievement was a direct result of collaboration among all of the cities, with significant involvement by the Orange County City Managers’ Association. The amended WDA also introduced revenue-sharing with the County’s 34 cities, as well as additional revenue for landfill “host cities” to offset their costs associated with landfill impacts.

**45**  
AMENDMENTS  
APPROVED

**\$1.2 BILLION**  
IN REVENUE PROJECTED OVER NINE-YEAR TERM





**\$19.7  
MILLION**

TO BANKRUPTCY  
REPAYMENT

**\$48.3  
MILLION**

TO COUNTY  
GENERAL FUND

**\$47.9  
MILLION**

IN REVENUE TO CITIES

**BEING A GOOD NEIGHBOR**

Orange County's three active landfills are located in areas that were once remote. Now, some new neighborhoods find themselves in clear view of and downwind from landfill operations. OC Waste & Recycling is strategically proactive in building two-way, Good Neighbor relationships.

OCWR goes beyond compliance in our approach to neighbors' concerns; we meet them where they are and we listen. Then we respond. Responses have come in the form of operational changes at the landfill, in-person visits and meaningful Neighborhood Briefings designed to inform and clarify. We also enhanced our online complaint reporting system to ensure timely support and responses for neighbors, and we commissioned an odor study to get a better understanding of an ongoing odor issue in one neighborhood.



**LOTS OF DIRT AND A NEW ROAD**

One of the most visible efforts completed in 2016 was remediation of a landslide at Bowerman. The risk was serious: the potential loss of future fill capacity. Over many months, crews moved more than seven million cubic yards of dirt, which relieved pressure that could cause additional slides. To mitigate the scar left on the hillside by the remediation, fertile dirt has been placed over the exposed rock and to allow native plants to take hold.

Another highly visible, highly collaborative major operational feat completed in 2016 was the opening of the La Pata gap connector, which runs directly through the heart of the Prima Deshecha Landfill. To support this project, OCWR coordinated the unearthing and relocation of 750,000 cubic yards of buried waste to make way for the new road.



## ENVIRONMENTAL STEWARDSHIP


STEWARDING THE ENVIRONMENT HAS MANY FACES AT OCWR, FROM RENEWABLE ENERGY TO REGULATIONS THAT PROTECT AIR AND WATER QUALITY AND HABITAT RESTORATION AS MITIGATION FOR LANDFILL DEVELOPMENT.

### POWER ON


Permitted future landfill capacity is one of OCWR's greatest assets. Likewise, the landfill gas produced by decomposing refuse is a valuable renewable fuel, and in March 2016, the Bowerman Power Landfill Gas-to-Energy Project powered up. Today, this project delivers 20-megawatts of renewable energy to the City of Anaheim Public Utilities—enough to serve 14,700 homes. The Bowerman Power Project is the second OCWR power plant to partner with Anaheim Public Utilities. The reliability and close proximity of the renewable power source helps Anaheim maintain low rates while reducing reliance on imported energy.

# \$31 MILLION

IN TOTAL ROYALTIES TO OC DURING 20-YEAR AGREEMENT







#### EXTENDING RENEWABLE TECHNOLOGY

As good stewards of public resources, OC Waste & Recycling continues to explore ways to make the best use of available assets—far beyond landfill gas-to-energy plants. From technologies to treat organic waste, to those harnessing renewable natural gas and even solar power, we're making great progress on our comprehensive examination of options to increase the department's portfolio of renewable technologies.

We're also focused on the coming ban on organic materials. OCWR staff is developing options for renewable energy projects to be implemented in the next three years and beyond.



#### CREATING AND NURTURING NATIVE HABITAT

Landfill development projects require mitigation for disturbed habitat. Currently there are 13 mitigation projects that are thriving at OCWR landfills and off-site locations. All of the mitigation seeks to achieve a common goal—to help protect, nurture and sustain our environment.

In Santiago Oaks Regional Park, nearly 150 oak trees planted in 2011 are now thriving. The trees were planted to compensate for development at the Olinda Landfill. This win-win project came about as OC Parks looked for ways to replace oak trees that were destroyed by fire. At the Puente Hills Reserve in Whittier, 15 acres of coastal sage scrub are thriving in another successful off-site mitigation project.

At the Prima Deshecha Landfill, 450 rare and endangered thread-leaved brodiaea plants were moved out of harm's way (La Pata construction) and relocated to new digs, where they are now well established.



## EDUCATIONAL OUTREACH TO PROMOTE RECYCLING AND MORE

WASTE DIVERSION REQUIREMENTS ARE NARROWING THE PATH FOR ALL CITIES AND COUNTIES CALLING FOR RIGOROUS OUTREACH AS WELL AS INCREASED WASTE DIVERSION FROM LANDFILLS. THROUGH PARTNERSHIPS WITH LEADING EDUCATIONAL ORGANIZATIONS, OCWR WILL CONTINUE TO INSPIRE SUSTAINABILITY THROUGH RECYCLING, COMPOSTING, HAZARDOUS HOUSEHOLD WASTE COLLECTION AND MORE.

### REDUCE, REUSE, RECYCLE TOGETHER

New waste diversion requirements call for rigorous outreach to engage residents at the source—in their homes and workplaces. Individual actions to reduce, reuse and recycle are integral to increasing waste diversion. Yet inspiring individuals to action often calls for collaboration. OC Waste & Recycling has partnered with some of the best to achieve the greatest reach with meaningful and actionable messages.

OCWR's successful and productive four-year collaboration with Discovery Cube OC, Angels Baseball and the Ducks grew to new levels of success in 2016, reaching even more students with in-class learning about the three Rs.

Project Zero Waste is an outcome of another OCWR collaboration, with Inside the Outdoors (ITO). An educational nonprofit that aims to inspire in children a lifelong enthusiasm for the environment, ITO reaches more than 40,000 students annually through a range of hands-on activities. Among them is the award-winning Project Zero Waste, which empowers students to launch recycling programs, plant school gardens and more.

### OCWR EDUCATIONAL PARTNERS





6,877

STUDENTS TAUGHT BY  
OCWR'S OUTREACH  
PARTNERS

82

TONS OF MATERIALS  
DIVERTED FROM  
LANDFILLS THROUGH FIVE  
COLLECTION EVENTS

433

ECO CHALLENGE POSTER  
CONTEST PARTICIPANTS

510,382

VISITORS TO ECO  
CHALLENGE  
EXHIBITS AT  
DISCOVERY CUBE

17,364

FREE DISCOVERY  
CUBE CHILD  
ADMISSION  
COUPONS  
REDEEMED

15

COMMUNITY  
ENGAGEMENT  
EVENTS



#### LANDFILLING UP CLOSE AND PERSONAL

2016 marked a new beginning for landfill tours. We formalized, standardized and revitalized our efforts, creating a landfill tour program that enabled us to maximize the value of our opportunity to connect with and engage members of the public.


First, we professionalized the handling of tour requests through an online system. Next, we produced a pre-tour video with key strategic messaging, and created tour maps and interactive handouts—to help enhance the educational experience for landfill visitors. Finally, our landfill tour guides were trained and given resource books, and an online survey tracks the experiences of the participants after their tours.

We use every opportunity to educate Orange County residents about how their own small steps can make a big difference for the environment.

#### LEADING THE WAY

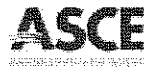
During 2016, OCWR also embraced new regional leadership opportunities. Orange County Recycling Coordinators are the conduit for reaching cities and providing leadership about recycling. In addition to quarterly meetings, OCWR initiated a campaign to engage all Orange County cities in “America Recycles Day” (ARD) utilizing social media to promote ARD activities county-wide.

We also provided the Board of Supervisors with an opportunity to recognize all Orange County cities through the presentation of a resolution for each City. Thanks to the availability of funds earmarked for waste diversion efforts, OC Waste & Recycling also released the Regional Recycling and Waste Reduction grant program. Winning proposals in this competitive process will develop sustainable programs that support compliance with state-mandated waste diversion. We look forward to supporting our partners in their pursuit of waste diversion goals.



## AWARDS

THE AWARDS OCWR PROJECTS AND PROGRAMS RECEIVE ANNUALLY RECOGNIZE EXCELLENCE IN INNOVATION, EFFICIENCY, CREATIVITY, PARTNERSHIPS AND COLLABORATION. IN 2016 OCWR RECEIVED FIVE AWARDS, BRINGING TO 28 THE TOTAL SINCE THE AGENCY BEGAN KEEPING COUNT.



**OUTSTANDING ENERGY PROJECT 2016**

BOWERMAN POWER LANDFILL GAS-TO-ENERGY PROJECT

AMERICAN SOCIETY OF CIVIL ENGINEERS REGION 9



**ACHIEVEMENT AWARD 2016**

BOWERMAN POWER LANDFILL GAS-TO-ENERGY PROJECT

NATIONAL ASSOCIATION OF COUNTIES (NACo)



**GOLDEN HUB OF INNOVATION AWARD HON. MENTION 2016**

BOWERMAN POWER LANDFILL GAS-TO-ENERGY PROJECT

ASSOCIATION OF CALIFORNIA CITIES - ORANGE COUNTY (ACC-OC)



**GOVERNOR'S ENVIRONMENTAL AND ECONOMIC LEADERSHIP AWARD (GEELA) 2016**

PROJECT ZERO WASTE SERVICE LEARNING PROGRAM

GOVERNOR/CalEPA



**OUTSTANDING ENERGY PROJECT 2016**

BOWERMAN POWER LANDFILL GAS-TO-ENERGY PROJECT

AMERICAN SOCIETY OF CIVIL ENGINEERS (ASCE), ORANGE COUNTY BRANCH



# 2016

## YEAR IN REVIEW: HIGHLIGHTS

JAN



Coyote Canyon gas-to-energy plant is permanently shut down and project management begins process to demolish facility.

East Flank Landslide Remediation Project at Bowerman Landfill is completed, preserving capacity.

Partnership with Inside the Outdoors (ITO) receives a 2015 Governor's Environmental and Economic Leadership Award (GEELA), the state's highest environmental honor, and the Golden Bell Award from the California School Boards Association for Project Zero Waste.



FEB



Bowerman Power Project receives the ASCE Orange County Energy Project of the Year Award.

MAR

First phase of the partial final closure at Olinda Alpha Landfill is completed.



OCWR launches BOOST, a performance-based program for employee growth and development that includes job shadowing, cross-training and mentoring.

APR



Board of Supervisors unanimously approves Waste Disposal Agreement amendments, which enable long-term disposal rate stabilization for residents and businesses, revenue sharing among all OC cities and full bankruptcy repayment.



More than 1,500 residents celebrate Earth Day with OCWR by participating in reduce, reuse and recycle activities at the Eco Challenge event.



Commercial delivery of electricity begins from Bowerman Power to the City of Anaheim.




MAY



Waste disposal companies partner with OCWR employees at Dine at the Dump, which raised \$6,052 for United Way.

Work begins at Bowerman to construct a visual barrier that will enhance aesthetics for the surrounding community by mitigating the appearance of landfill operations.

JUN



Landfill and paleontology staff unveil to the media ancient sperm whale fossils uncovered at Bowerman Landfill, at an elevation of 1,200 feet.

SCAQMD grants emissions compliance waiver enabling the Prima Deshecha Landfill power-generating facility to operate until October 2022, allowing for continuation of royalty payments to the County of Orange.



JUL



Bowerman Power receives a National Association of Counties (NACo) Achievement Award in the category of County Resiliency: Infrastructure, Energy and Sustainability.

AUG



Construction begins to expand the viewshed at Prima, enhancing the aesthetics by screening views of the parking lot and power plant.

OCWR participates in the Grand Opening Celebration of the La Pata Gap Closure project, a \$126.5 million, multi-agency project that runs right through the Prima Deshecha Landfill. The project included excavation and relocation of approximately 850,000 cubic yards of refuse.





SEP

# \$3M

IN FUNDING


County releases fourth cycle of the Regional Waste Reduction and Recycling Grant, which provides up to \$3 million in funding for general recycling and organics diversion programs as well as educational outreach efforts.

A Request for Proposal is released to redevelop the closed Coyote Canyon landfill into a golf course.




Five youths, each from each their Supervisorial District, are presented at Angel Stadium as winners of the Eco Challenge Poster contest and receive the opportunity to serve as honorary Angels bat kids.

OCT



Demolition of the old gas-to-energy plant at Coyote Canyon, making way for future renewable technology options.




Bowerman Power Project receives the ASCE Los Angeles Section Energy Project of the Year Award.








NOV



Board of Supervisors unanimously approves OCWR's updated Strategic Plan.

[VIEW](#)


DEC



Review begins of a draft renewable technologies action plan. OCWR posts Coyote Canyon Landfill Energy Redevelopment Project RFO to obtain qualified firms to propose an energy redevelopment project.

Construction begins on the development of Bowerman's Phase VIII-B2 area, which provides approximately 18.3 million cubic yards of capacity and includes a protective liner; road and facility improvements; and leachate collection, landfill gas collection and facility drainage control systems.

Waste Management Commission elects Joe Carchio as chairman and Cypress Council Member Rob Johnson as vice chair for 2017.



# 10-YEAR FORECAST

The 10-Year Forecast projects OCWR's tonnage, revenues and expenditures. Variables such as population growth, legislative and regulatory impacts and significant capital project costs are included in the projection.

# OC WASTE & RECYCLING

## TEN-YEAR FINANCIAL FORECAST

---

### HIGHLIGHTS OF TEN-YEAR FINANCIAL FORECAST

OC Waste & Recycling is responsible for the administration and management of Orange County's solid waste disposal system. The Department is organized as an enterprise fund and is primarily supported by revenues from disposal fees that are charged to customers. OC Waste & Recycling receives no tax revenues or County General Fund contributions to support its operations.

System tonnage (includes in-County and importation tonnage) received in FY 2015/16 was 4.77 million tons, consisting of 2.96 million tons in-County and 1.81 million tons from importation sources. In-County and importation tonnage is forecasted at approximately 3.04 million tons and 1.7 million tons, respectively, in FY 2016/17. A decline is projected for the forecasted period (Table A. System Tonnage) due to the possible impact of state regulations regarding increased diversion, restrictions on types of tonnage disposed at the landfills, and the scheduled closure of the Olinda Alpha Landfill in FY 2021/22.

In April 2016, OC Waste & Recycling, in collaboration with the Orange County cities, successfully amended the Waste Disposal Agreements and received approval by the Orange County Board of Supervisors. This amendment provided an extension from June 30, 2020 through June 30, 2025 for the agreements and included an extension of importation through the term of the agreements providing a valuable revenue source for both the County and the Orange County cities.

The Ten-Year Forecast included in this Annual Report is for the FY 2016/17 through FY 2025/26 period. The forecast includes the assumption that the Olinda Alpha Landfill in Brea will close by December 31, 2021, per the existing Solid Waste Facility Permit with CalRecycle. As of this report publication date, OC Waste & Recycling continues to work closely with the City of Brea to extend the operation of the landfill beyond that date to meet the available capacity for waste collection and continue to provide a valuable public service. The 2021 closure assumption of the Olinda Alpha Landfill included in this forecast impacts OC Waste & Recycling's tonnage projections. Because of permitted and contractual limits as to how much tonnage is allowed to be disposed, the forecast includes an assumption that if the Olinda Alpha Landfill were to close in 2021, there may not be an ability to continue the full acceptance of all available importation tons at the other Orange County landfills.

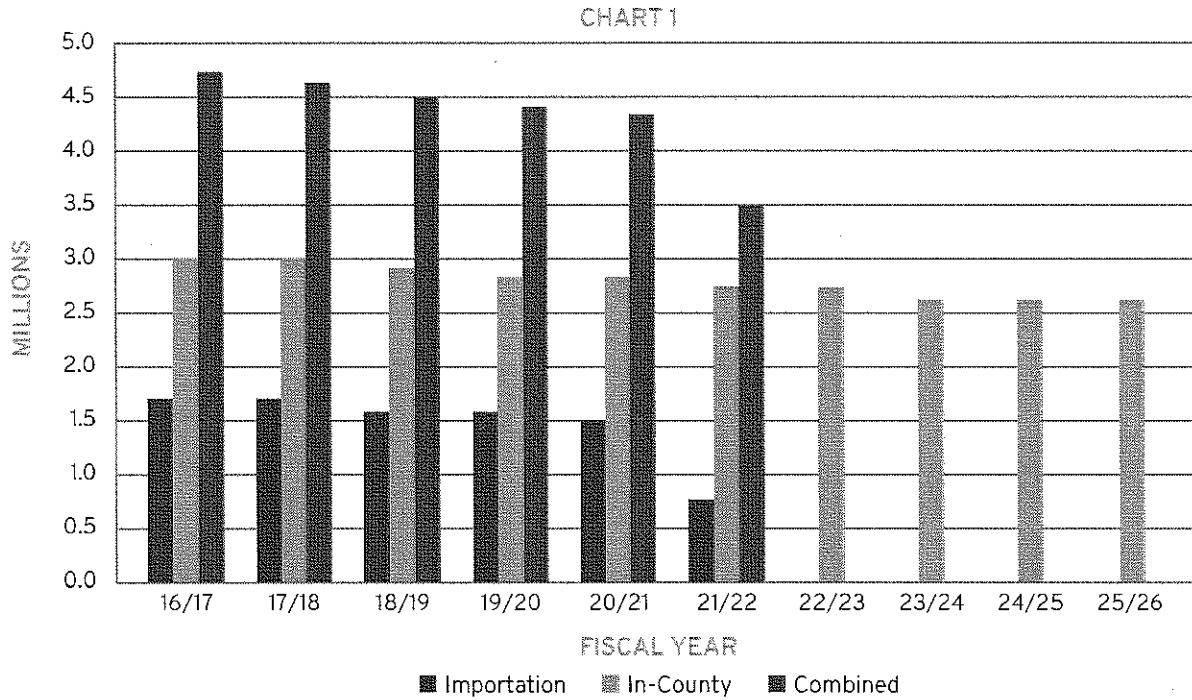
System expenses include significant capital project costs related to the future development of the landfill system throughout the forecasted period (Table C. System Expenses). Expenses are projected to be higher than revenues in the years with large capital projects (CHART 2). OC Waste & Recycling will strategically utilize reserves as well as maximize operational efficiencies and monitor expenditures to decrease the shortfall. In addition, OC Waste & Recycling's long term financial strategy includes the pursuit of waste management alternatives, such as renewable and conversion technologies, and other revenue options.

The schedule following CHART 1 and CHART 2 provides a two-year summary of audited financial data for fiscal years ended June 30, 2016 and 2015, respectively. In addition, detailed schedules for tonnage, revenues, expenses, cash reserves and accrued closure and postclosure liabilities for the ten-year forecast period are presented (Tables A through K).

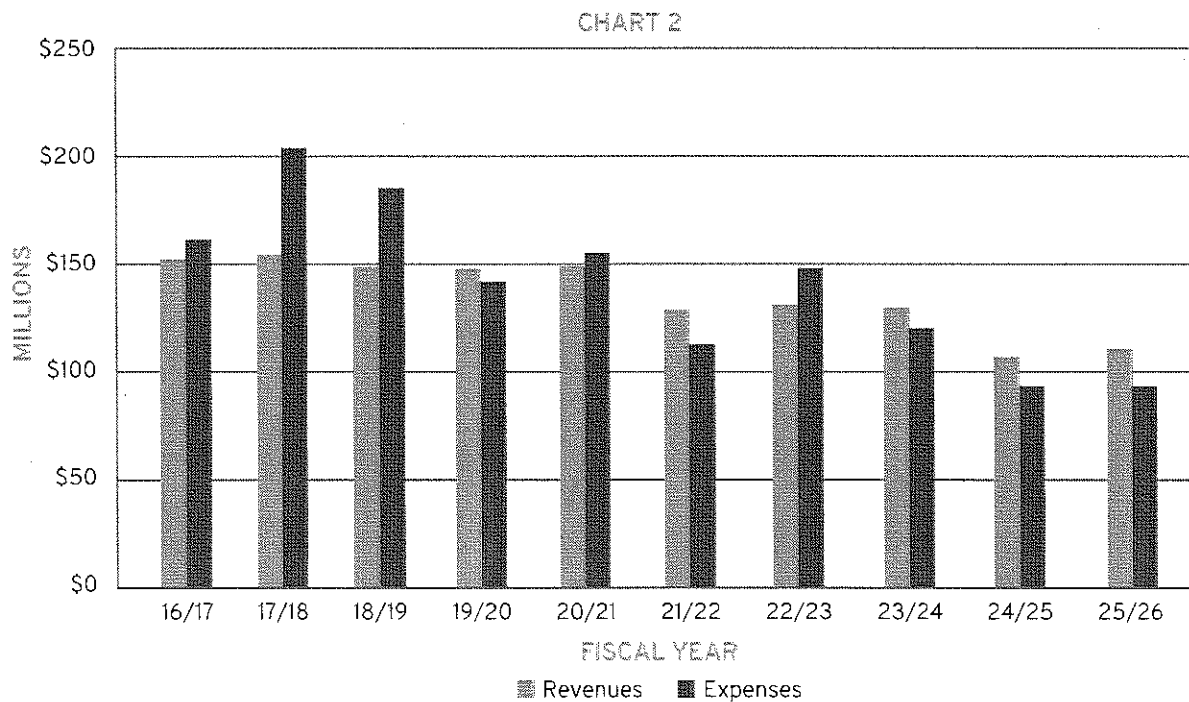
# OC WASTE & RECYCLING

## TEN-YEAR FINANCIAL FORECAST

SYSTEM TONNAGE



SYSTEM FINANCIAL PROJECTIONS - FUNDS 273, 285 AND 299



# OC WASTE & RECYCLING

## TEN-YEAR FINANCIAL FORECAST (CONTINUED)

### TONNAGE & FINANCIAL DATA FOR FISCAL YEARS ENDING JUNE 30, 2016 & 2015

#### DISPOSAL WASTE TONNAGE\*

	6/30/16	6/30/15
In-County	2,965,581	2,873,677
Importation	1,806,950	1,707,583
Total System Tonnage	4,772,531	4,581,260

#### STATEMENTS OF REVENUES & EXPENSES FOR THE YEARS ENDED JUNE 30, 2016 & 2015\*\*

	6/30/16	6/30/15
Total Revenues	\$ 152,630,747	142,250,340
Total Expenses	\$ 117,668,398	\$ 89,118,421
Change in Net Position	\$ 34,962,349	\$ 53,131,919

#### CASH BALANCES

	6/30/16	6/30/15
Enterprise/Operating Fund	\$ 166,844,745	\$ 145,962,907
Capital Project Fund	\$ 15,725,391	\$ 24,592,643
Corrective Action Escrow Fund	\$ 8,214,988	\$ 8,152,633
Environmental Reserve Fund	\$ 72,888,914	\$ 70,952,904
Deferred Payment Security Deposits Fund	\$ 546,553	\$ 544,561
Habitat Mitigation Escrow Funds	\$ 983,289	\$ 983,289

#### ACCRUED CLOSURE AND POST CLOSURE

	6/30/16	6/30/15
Landfill Closure Liabilities	\$ 57,169,089	\$ 55,609,891
Landfill Postclosure Liabilities	\$ 103,505,885	\$ 103,436,031
Escrow Funds (Closure) Cash Balance	\$ 88,714,452	\$ 88,088,957
Landfill Postclosure Cash Balance	\$ 143,514,593	\$ 148,568,366

\* Source: Disposal Reporting System (DRS) Monthly Tonnage Reports.

\*\* Source: OC Waste & Recycling 2016 and 2015 Audited Financial Statements and/or Final Trial Balance.

# OC WASTE & RECYCLING

## TEN-YEAR FINANCIAL FORECAST (CONTINUED)

### A. SYSTEM TONNAGE

DESCRIPTION	FY 2016/17	FY 2017/18	FY 2018/19	FY 2019/20	FY 2020/21
Frank R. Bowerman Landfill	1,488,888	1,453,073	1,416,792	1,380,040	1,355,508
Olinda Alpha Landfill	1,150,867	1,123,183	1,095,139	1,066,731	1,047,769
Prima Deshecha Landfill	395,247	386,478	377,595	368,596	362,589
<b>Total In-County Tonnage</b>	<b>3,035,002</b>	<b>2,962,734</b>	<b>2,889,526</b>	<b>2,815,367</b>	<b>2,765,866</b>
Frank R. Bowerman Landfill	610,490	589,489	574,932	560,186	550,343
Olinda Alpha Landfill	998,133	980,852	956,630	932,093	915,715
Prima Deshecha Landfill	82,721	80,752	78,758	76,738	75,390
<b>Total Imported Tonnage</b>	<b>1,691,344</b>	<b>1,651,093</b>	<b>1,610,320</b>	<b>1,569,017</b>	<b>1,541,448</b>
<b>Total System Tonnage</b>	<b>4,726,346</b>	<b>4,613,827</b>	<b>4,499,846</b>	<b>4,384,384</b>	<b>4,307,314</b>
DESCRIPTION	FY 2021/22	FY 2022/23	FY 2023/24	FY 2024/25	FY 2025/26
Frank R. Bowerman Landfill	1,845,091	2,315,183	2,270,582	2,225,609	2,233,273
Olinda Alpha Landfill	514,323*	0	0	0	0
Prima Deshecha Landfill	356,531	350,423	344,264	338,053	339,111
<b>Total In-County Tonnage</b>	<b>2,715,945</b>	<b>2,665,606</b>	<b>2,614,846</b>	<b>2,563,662</b>	<b>2,572,384</b>
Frank R. Bowerman Landfill	270,208	0	0	0	0
Olinda Alpha Landfill	449,599	0	0	0	0
Prima Deshecha Landfill	37,015	0	0	0	0
<b>Total Imported Tonnage</b>	<b>756,822**</b>	<b>0</b>	<b>0</b>	<b>0</b>	<b>0</b>
<b>Total System Tonnage</b>	<b>3,472,767</b>	<b>2,665,606</b>	<b>2,614,846</b>	<b>2,563,662</b>	<b>2,572,384</b>

\* Olinda Alpha Landfill is currently scheduled to close in December 2021. In-county tonnage to Olinda is projected to be diverted to Frank R. Bowerman Landfill after its closure.

\*\* Due to daily capacity limits at Frank R. Bowerman Landfill and Prima Deshecha Landfill, importation tonnage will end if Olinda Alpha Landfill closes in December 2021.

# OC WASTE & RECYCLING

## TEN-YEAR FINANCIAL FORECAST (CONTINUED)

### B. SYSTEM REVENUES

DESCRIPTION	FY 2016/17	FY 2017/18	FY 2018/19	FY 2019/20	FY 2020/21
Fund 299 Enterprise /					
Operating - Total Revenue	\$ 106,697,197	\$105,648,000	\$ 105,814,329	\$ 105,437,180	\$106,062,333
Fund 273 Capital Project /					
Operating - Total Revenue*	\$ 100,000	\$ 150,000	\$ 31,000	\$16,000	\$21,000
Fund 285 Import / Bankruptcy					
Recovery - Total Revenue	\$ 45,599,689	\$ 47,810,000	\$ 43,432,556	\$ 43,289,974	\$ 43,506,375
<b>Total Projected Revenue</b>	<b>\$ 152,396,886</b>	<b>\$153,608,000</b>	<b>\$ 149,277,885</b>	<b>\$ 148,743,154</b>	<b>\$ 149,589,708</b>

DESCRIPTION	FY 2021/22	FY 2022/23	FY 2023/24	FY 2024/25	FY 2025/26
Fund 299 Enterprise /					
Operating - Total Revenue	\$ 106,562,947	\$ 130,615,191**	\$ 129,704,782**	\$ 107,251,976	\$ 110,151,310
Fund 273 Capital Project /					
Operating - Total Revenue*	\$ 32,000	\$ 129,000	\$ 18,000	\$ 18,000	\$ 18,000
Fund 285 Import / Bankruptcy					
Recovery - Total Revenue	\$ 21,852,540***	\$ -	\$ -	\$ -	\$ -
<b>Total Projected Revenue</b>	<b>\$ 128,447,487</b>	<b>\$ 130,744,191</b>	<b>\$ 129,722,782</b>	<b>\$ 107,269,976</b>	<b>\$ 110,169,310</b>

\* Interest earnings is the only revenue generated by Fund 273.

\*\* Includes projected transfers-in from Olinda Alpha Landfill's Closure Escrow Fund 286 to reimburse Fund 299 in FY 2022/23 and FY 2023/24 for the final closure costs.

\*\*\* Due to daily capacity limits at Frank R. Bowerman Landfill and Prima Deshecha Landfill, importation tonnage will end when Olinda Alpha Landfill closes in December 2021.

# OC WASTE & RECYCLING

## TEN-YEAR FINANCIAL FORECAST (CONTINUED)

### C. SYSTEM EXPENSES

DESCRIPTION	FY 2016/17	FY 2017/18	FY 2018/19	FY 2019/20	FY 2020/21
Fund 299 Enterprise /					
Operating - Total Expense	\$ 104,766,279	\$ 123,091,702	\$ 102,285,745	\$ 100,093,189	\$ 93,143,234
Fund 273 Capital Project /					
Operating - Total Expense	\$ 29,577,603	\$ 65,319,076	\$ 63,759,000	\$ 22,901,000	\$ 46,001,000
Fund 285 Import / Bankruptcy					
Recovery - Total Expense	\$ 25,524,093	\$ 15,778,000	\$ 19,105,692	\$ 18,880,920	\$ 17,527,913
<b>Total System Expenses</b>	<b>\$ 159,867,975</b>	<b>\$ 204,188,778</b>	<b>\$ 185,150,437</b>	<b>\$ 141,875,109</b>	<b>\$ 156,672,147</b>

DESCRIPTION	FY 2021/22	FY 2022/23	FY 2023/24	FY 2024/25	FY 2025/26
Fund 299 Enterprise /					
Operating - Total Expense	\$ 98,257,822	\$ 118,703,622**	\$ 120,508,472**	\$ 94,224,027	\$ 90,744,758
Fund 273 Capital Project /					
Operating - Total Expense	\$ 5,427,000	\$ 29,602,000	\$ 2,000***	\$ 2,000***	\$ 2,002,000
Fund 285 Import / Bankruptcy					
Recovery - Total Expense	\$ 8,755,762**	\$ -	\$ -	\$ -	\$ -
<b>Total System Expenses</b>	<b>\$ 112,440,584</b>	<b>\$ 148,305,622</b>	<b>\$ 120,510,472</b>	<b>\$ 94,226,027</b>	<b>\$ 92,746,758</b>

\* Due to daily capacity limits at Frank R. Bowerman Landfill and Prima Deshecha Landfill, importation tonnage will end if Olinda Alpha Landfill closes in December 2021.

\*\* Includes final closure costs for Olinda Alpha Landfill.

\*\*\* No capital project spending is scheduled for FY 2023/24 and FY 2024/25.

### D. SYSTEM ENTERPRISE FUND

DESCRIPTION	FY 2016/17	FY 2017/18	FY 2018/19	FY 2019/20	FY 2020/21
<b>CASH BALANCE</b>					
Fund 299 - Enterprise / Operating*	\$ 129,119,683	\$ 91,153,981	\$ 62,399,271	\$ 66,506,801	\$ 56,704,880
Fund 273 - Capital Project /					
Operating	\$ 24,175,400	\$ 10,820,325	\$ 1,092,325	\$ 1,207,325	\$ 1,327,325
<b>Total Balance</b>	<b>\$ 153,295,083</b>	<b>\$ 101,974,306</b>	<b>\$ 63,491,596</b>	<b>\$ 67,714,126</b>	<b>\$ 58,032,205</b>

DESCRIPTION	FY 2021/22	FY 2022/23	FY 2023/24	FY 2024/25	FY 2025/26
<b>CASH BALANCE</b>					
Fund 299 - Enterprise / Operating*	\$ 77,118,635	\$ 64,250,388	\$ 75,790,575	\$ 88,465,202	\$ 105,515,925
Fund 273 - Capital Project /					
Operating	\$ 1,432,325	\$ 1,659,325	\$ 1,775,325	\$ 1,891,325	\$ 2,007,325
<b>Total Balance</b>	<b>\$ 78,550,960</b>	<b>\$ 65,909,713</b>	<b>\$ 77,565,900</b>	<b>\$ 90,356,527</b>	<b>\$ 107,523,250</b>

\* Cash balance decreases in years with large capital projects.



# OC WASTE & RECYCLING

## TEN-YEAR FINANCIAL FORECAST (CONTINUED)

### E. CORRECTIVE ACTION ESCROW FUND

DESCRIPTION	FY 2016/17	FY 2017/18	FY 2018/19	FY 2019/20	FY 2020/21
Fund 274 - Corrective Action Escrow					
CASH BALANCE	\$ 8,280,988	\$ 8,353,988	\$ 8,413,988	\$ 8,474,988	\$ 8,535,988

DESCRIPTION	FY 2021/22	FY 2022/23	FY 2023/24	FY 2024/25	FY 2025/26
Fund 274 - Corrective Action Escrow					
CASH BALANCE	\$ 8,596,988	\$ 8,658,988	\$ 8,720,988	\$ 8,783,988	\$ 8,846,988

### F. ENVIRONMENTAL RESERVE FUND

DESCRIPTION	FY 2016/17	FY 2017/18	FY 2018/19	FY 2019/20	FY 2020/21
Fund 275 - Environmental Reserve					
CASH BALANCE	\$ 58,756,072	\$ 45,731,175	\$ 46,025,175	\$ 64,384,159*	\$ 80,000,000*

DESCRIPTION	FY 2021/22	FY 2022/23	FY 2023/24	FY 2024/25	FY 2025/26
Fund 275 - Environmental Reserve					
CASH BALANCE	\$ 80,000,000	\$ 80,000,000	\$ 80,000,000	\$ 80,000,000	\$ 80,000,000

\* Cash balance increases in FY 2019/20 and FY 2020/21 are due to reimbursements from Fund 279.

### G. DEFERRED PAYMENT SECURITY DEPOSITS FUND

DESCRIPTION	FY 2016/17	FY 2017/18	FY 2018/19	FY 2019/20	FY 2020/21
Fund 276 - Deferred Payment					
Security Deposits					
CASH BALANCE	\$ 546,553	\$ 546,553	\$ 546,553	\$ 546,553	\$ 546,553

DESCRIPTION	FY 2021/22	FY 2022/23	FY 2023/24	FY 2024/25	FY 2025/26
Fund 276 - Deferred Payment					
Security Deposits					
CASH BALANCE	\$ 546,553	\$ 546,553	\$ 546,553	\$ 546,553	\$ 546,553

# OC WASTE & RECYCLING

## TEN-YEAR FINANCIAL FORECAST (CONTINUED)

### H. HABITAT MITIGATION ESCROW FUNDS

DESCRIPTION	FY 2016/17	FY 2017/18	FY 2018/19	FY 2019/20	FY 2020/21
-------------	------------	------------	------------	------------	------------

Fund 272 - Prima Deshecha Landfill  
and the La Pata Avenue  
Gap Closure

CASH BALANCE	\$ 104,279	\$ 104,279	\$ -*	\$ -	\$ -
--------------	------------	------------	-------	------	------

Fund 288 - FRB Landfill Wetland  
Creation & Agua Chinon  
Wash Riparian

CASH BALANCE	\$ 879,010	\$ 879,010	\$ 879,010	\$ 879,010	\$ 879,010
--------------	------------	------------	------------	------------	------------

Total Balance	\$ 983,289	\$ 983,289	\$ 879,010	\$ 879,010	\$ 879,010
---------------	------------	------------	------------	------------	------------

DESCRIPTION	FY 2021/22	FY 2022/23	FY 2023/24	FY 2024/25	FY 2025/26
-------------	------------	------------	------------	------------	------------

Fund 272 - Prima Deshecha Landfill  
and the La Pata Avenue  
Gap Closure

CASH BALANCE	\$ -	\$ -	\$ -	\$ -	\$ -
--------------	------	------	------	------	------

Fund 288 - FRB Landfill Wetland  
Creation & Agua Chinon  
Wash Riparian

CASH BALANCE	\$ 879,010	\$ 879,010	\$ -**	\$ -	\$ -
--------------	------------	------------	--------	------	------

Total Balance	\$ 879,010	\$ 879,010	\$ -	\$ -	\$ -
---------------	------------	------------	------	------	------

\* Per the agreement with the California Department of Fish and Game for habitat mitigation, requirement ends in FY 2018/19.

\*\* Per the agreement with the California Department of Fish and Game for habitat mitigation, requirement ends in FY 2023/24.

# OC WASTE & RECYCLING

## TEN-YEAR FINANCIAL FORECAST (CONTINUED)

### I. ESCROW ACCOUNTS

DESCRIPTION	FY 2016/17	FY 2017/18	FY 2018/19	FY 2019/20	FY 2020/21
<b>FRANK R. BOWERMAN LANDFILL</b>					
Annual Tonnage of Refuse	2,099,378	2,042,562	1,991,724	1,940,226	1,905,851
Cash Balance at 6/30/XX	\$ 29,427,500	\$ 29,686,500	\$ 29,896,500	\$ 30,116,500	\$ 30,336,500
<b>OLINDA ALPHA LANDFILL</b>					
Annual Tonnage of Refuse	2,149,000	2,104,035	2,051,769	1,998,824	1,963,484
Cash Balance at 6/30/XX	\$ 39,210,730	\$ 39,555,730	\$ 39,835,730	\$ 40,125,730	\$ 40,415,730
<b>PRIMA DESHECHA LANDFILL</b>					
Annual Tonnage of Refuse	477,968	467,230	456,353	445,334	437,979
Cash Balance at 6/30/XX	\$ 20,724,222	\$ 20,906,222	\$ 21,057,222	\$ 21,209,222	\$ 21,362,222
DESCRIPTION	FY 2021/22	FY 2022/23	FY 2023/24	FY 2024/25	FY 2025/26
<b>FRANK R. BOWERMAN LANDFILL</b>					
Annual Tonnage of Refuse	2,115,299	2,315,183	2,270,582	2,225,609	2,233,273
Cash Balance at 6/30/XX	\$ 30,556,500	\$ 30,776,500	\$ 30,996,500	\$ 31,216,500	\$ 31,436,500
<b>OLINDA ALPHA LANDFILL</b>					
Annual Tonnage of Refuse	963,921	0*	0	0	0
Cash Balance at 6/30/XX	\$ 44,303,581	\$ 22,136,496**	\$ -**	\$ -	\$ -
<b>PRIMA DESHECHA LANDFILL</b>					
Annual Tonnage of Refuse	393,546	350,423	344,264	338,053	339,111
Cash Balance at 6/30/XX	\$ 21,516,222	\$ 21,671,222	\$ 21,827,222	\$ 21,984,222	\$ 22,142,222

\* Olinda Alpha Landfill is scheduled to close in December 2021 and enter into the closure period in 2022.

\*\* Transfers-out to reimburse Fund 299 for Olinda Alpha Landfill closure costs occur in FY 2022/23 and FY 2023/24.

# OC WASTE & RECYCLING

## TEN-YEAR FINANCIAL FORECAST (CONTINUED)

### J. LANDFILL POSTCLOSURE MAINTENANCE FUND

DESCRIPTION	FY 2016/17	FY 2017/18	FY 2018/19	FY 2019/20	FY 2020/21
CASH BALANCE					
Fund 279 - Post Closure Maintenance					
Beginning Balance at 7/01/XX	\$ 143,514,593	\$ 132,529,514	\$ 123,991,072	\$132,628,659	\$ 147,024,180
Expenditures	\$ (2,182,580)	\$ (2,232,779)	\$ (2,284,133)	\$ (2,336,668)	\$ (2,390,412)
Net Transfers to / from					
Other Funds*	\$ (9,514,771)	\$ (7,379,663)	\$ 10,125,719	\$ 15,883,189	\$(10,830,633)
Net Interest Earnings	\$ 712,272	\$ 1,074,000	\$ 796,000	\$ 849,000	\$ 938,000
Ending Balance at 6/30/XX	\$132,529,514	\$123,991,072	\$132,628,658	\$147,024,180	\$134,741,135

DESCRIPTION	FY 2021/22	FY 2022/23	FY 2023/24	FY 2024/25	FY 2025/26
CASH BALANCE					
Fund 279 - Post Closure Maintenance					
Beginning Balance at 7/01/XX	\$ 134,741,135	\$ 135,245,472	\$ 139,331,836	\$143,384,662	\$145,897,655
Expenditures	\$ (2,445,392)	\$ (2,501,636)	\$ (2,559,173)	\$ (4,234,007)	\$ (4,331,390)
Net Transfers to / from					
Other Funds*	\$ 2,081,729	\$ 5,721,000	\$ 5,718,000	\$ 5,826,000	\$ 3,227,000
Net Interest Earnings	\$ 868,000	\$ 867,000	\$ 894,000	\$ 921,000	\$ 939,000
Ending Balance at 6/30/XX	\$135,245,472	\$ 139,331,836	\$143,384,663	\$145,897,655	\$145,732,265

\* Net transfers include temporary transfers out to and in from other funds.

# OC WASTE & RECYCLING

## TEN-YEAR FINANCIAL FORECAST (CONTINUED)

### K. CLOSURE AND POSTCLOSURE LIABILITIES

DESCRIPTION	FY 2016/17	FY 2017/18	FY 2018/19	FY 2019/20	FY 2020/21
<b>FRANK R. BOWERMAN LANDFILL</b>					
Annual Tonnage of Refuse Buried	2,099,378	2,042,562	1,991,724	1,940,226	1,905,851
% of Maximum Capacity Filled	31.51%	32.62%	33.69%	34.74%	35.77%
Estimated Closure Cost	\$ 40,762,290	\$ 41,699,822	\$ 42,658,918	\$ 43,640,073	\$ 44,643,795
Accrued Closure Liability	\$ 12,844,197	\$ 13,602,482	\$ 14,371,790	\$ 15,160,561	\$ 15,969,085
Estimated Postclosure Cost	\$ 52,136,413	\$ 53,335,550	\$ 54,562,268	\$ 55,817,200	\$ 57,100,996
Accrued Postclosure Liability	\$ 16,959,975	\$ 17,936,745	\$ 18,938,563	\$ 19,960,231	\$ 21,007,456
<b>OLINDA ALPHA LANDFILL</b>					
Annual Tonnage of Refuse Buried	2,149,000	2,104,035	2,051,769	1,998,824	1,963,484
% of Maximum Capacity Filled	80.93%	83.11%	85.24%	87.31%	89.35%
Estimated Closure Cost	\$ 39,106,302	\$ 40,005,747	\$ 40,925,879	\$ 41,867,174	\$ 43,081,322
Accrued Closure Liability	\$ 31,648,730	\$ 33,248,776	\$ 34,885,219	\$ 36,554,230	\$ 38,493,162
Estimated Postclosure Cost	\$ 40,415,709	\$ 41,345,270	\$ 42,296,211	\$ 43,269,024	\$ 44,264,212
Accrued Postclosure Liability	\$ 32,708,433	\$ 34,362,054	\$ 36,053,290	\$ 37,782,512	\$ 39,550,073
<b>PRIMA DESHECHA LANDFILL-ZONE 1</b>					
Annual Tonnage of Refuse Buried	477,968	467,230	456,353	445,334	437,979
% of Maximum Capacity Filled	66.49%	67.79%	69.07%	70.31%	70.92%
Estimated Closure Cost	\$ 23,508,318	\$ 24,049,009	\$ 24,602,136	\$ 25,167,985	\$ 25,746,849
Accrued Closure Liability	\$ 15,630,680	\$ 16,302,823	\$ 16,992,695	\$ 17,695,610	\$ 18,259,665
Estimated Postclosure Cost	\$ 39,035,754	\$ 39,933,576	\$ 40,852,048	\$ 41,791,645	\$ 42,752,853
Accrued Postclosure Liability	\$ 25,958,776	\$ 27,074,965	\$ 28,220,595	\$ 29,387,885	\$ 30,320,323
<b>PRIMA DESHECHA LANDFILL-ZONE 4</b>					
Annual Tonnage of Refuse Buried	0	0	0	0	0
% of Maximum Capacity Filled	0.00%	0.00%	0.00%	0.00%	32.41%
Estimated Closure Cost	\$ 36,189,460	\$ 37,021,818	\$ 37,873,320	\$ 38,744,406	\$ 39,635,527
Accrued Closure Liability	\$ -	\$ -	\$ -	\$ -	\$ 108,407
Estimated Postclosure Cost	\$ 44,286,236	\$ 45,304,820	\$ 46,346,832	\$ 47,412,810	\$ 48,503,306
Accrued Postclosure Liability	\$ -	\$ -	\$ -	\$ -	\$ 130,959
<b>SANTIAGO CANYON LANDFILL</b>					
Estimated Postclosure Cost	\$ 25,788,580	\$ 25,062,634	\$ 24,289,650	\$ 23,467,854	\$ 22,595,408
Less Postclosure Expenditures	\$ 1,289,429	\$ 1,319,086	\$ 1,349,425	\$ 1,380,462	\$ 1,412,213
Accrued Postclosure Liability	\$ 24,499,151	\$ 23,743,548	\$ 22,940,225	\$ 22,087,392	\$ 21,183,195
Accrued Postclosure Reserves - 15 Years ***	\$ -	\$ -	\$ -	\$ -	\$ -
<b>COYOTE CANYON LANDFILL</b>					
Estimated Postclosure Cost	\$ 8,038,359	\$ 7,309,544	\$ 6,542,956	\$ 5,737,236	\$ 4,890,995
Less Postclosure Expenditures	\$ 893,151	\$ 913,693	\$ 934,708	\$ 956,206	\$ 978,199
Accrued Postclosure Liability	\$ 7,145,208	\$ 6,395,851	\$ 5,608,248	\$ 4,781,030	\$ 3,912,796
Accrued Postclosure Reserves - 15 Years ***	\$ 6,252,057	\$ 7,309,544	\$ 8,412,372	\$ 9,562,060	\$ 10,760,189
<b>TOTAL ACCRUED LIABILITY</b>					
Total Accrued Closure Liability	\$ 60,123,607	\$ 63,154,081	\$ 66,249,704	\$ 69,410,401	\$ 72,830,319
Total Accrued Postclosure Liability	\$ 107,271,543	\$ 109,513,163	\$ 111,760,921	\$ 113,999,050	\$ 116,104,802
Total Accrued Postclosure Reserves - 15 Years	\$ 6,252,057	\$ 7,309,544	\$ 8,412,372	\$ 9,562,060	\$ 10,760,189
<b>Total Accrued Closure and Postclosure Liability</b>	<b>\$ 173,647,207</b>	<b>\$ 179,976,788</b>	<b>\$ 186,422,997</b>	<b>\$ 192,971,511</b>	<b>\$ 199,695,310</b>

\* Per regulations, Accrued Closure and Accrued Postclosure balances are required to be at 100% of the cost estimates when Olinda Alpha Landfill closes.

\*\* Final closure for Olinda Alpha Landfill is scheduled to be completed by FY 2023/24. Postclosure maintenance will begin in FY 2024/25.

\*\*\* Effective FY 2015/16 OCWR maintains reserves equal to 15 years of the annual postclosure maintenance cost estimates for each closed site that has been in its postclosure phase longer than 15 years.

\*\*\*\* In FY 2024/25 Coyote Canyon Landfill completes its 30 year postclosure period. GASB 18 liability is no longer required.



# OC WASTE & RECYCLING

## TEN-YEAR FINANCIAL FORECAST (CONTINUED)

### L. CLOSURE AND POST CLOSURE LIABILITIES (CONTINUED)


DESCRIPTION	FY 2021/22	FY 2022/23	FY 2023/24	FY 2024/25	FY 2025/26
<b>FRANK R. BOWERMAN LANDFILL</b>					
Annual Tonnage of Refuse Buried	2,115,299	2,315,183	2,270,582	2,225,609	2,233,273
% of Maximum Capacity Filled	36.92%	38.17%	39.21%	40.22%	41.24%
Estimated Closure Cost	\$ 45,670,602	\$ 46,721,026	\$ 47,795,610	\$ 48,894,909	\$ 50,019,492
Accrued Closure Liability	\$ 16,861,586	\$ 17,833,416	\$ 18,740,659	\$ 19,665,532	\$ 20,628,038
Estimated Postclosure Cost	\$ 58,414,319	\$ 59,757,848	\$ 61,132,279	\$ 62,538,321	\$ 63,976,702
Accrued Postclosure Liability	\$ 22,156,551	\$ 23,419,101	\$ 24,587,403	\$ 25,784,550	\$ 27,030,157
<b>OLINDA ALPHA LANDFILL</b>					
Annual Tonnage of Refuse Buried	963,921	0	0	0	0
% of Maximum Capacity Filled	90.35%	-	-	-	-
Estimated Closure Cost	\$ 44,330,681	\$ 44,330,681	\$ -	\$ -	\$ -
Accrued Closure Liability	\$ 44,330,681*	\$ 44,330,681	\$ -**	\$ -	\$ -
Estimated Postclosure Cost	\$ 45,282,289	\$ 46,323,782	\$ 47,389,229	\$ 46,863,222**	\$ 46,287,936
Accrued Postclosure Liability	\$ 45,282,289*	\$ 46,323,782	\$ 47,389,229	\$ 46,863,222	\$ 46,287,936
<b>PRIMA DESHECHA LANDFILL-ZONE 1</b>					
Annual Tonnage of Refuse Buried	393,546	350,423	344,264	338,053	339,111
% of Maximum Capacity Filled	71.47%	71.95%	72.43%	72.91%	72.02%
Estimated Closure Cost	\$ 26,339,026	\$ 26,944,824	\$ 27,564,555	\$ 28,198,540	\$ 28,847,106
Accrued Closure Liability	\$ 18,824,502	\$ 19,386,801	\$ 19,965,007	\$ 20,559,555	\$ 20,775,686
Estimated Postclosure Cost	\$ 43,736,169	\$ 44,742,101	\$ 45,771,169	\$ 46,823,906	\$ 47,900,856
Accrued Postclosure Liability	\$ 31,258,240	\$ 32,196,416	\$ 33,152,058	\$ 34,134,627	\$ 35,144,858
<b>PRIMA DESHECHA LANDFILL-ZONE 4</b>					
Annual Tonnage of Refuse Buried	0	0	0	0	0
% of Maximum Capacity Filled	61.53%	87.47%	112.94%	137.96%	163.05%
Estimated Closure Cost	\$ 40,547,144	\$ 41,479,728	\$ 42,433,762	\$ 43,409,739	\$ 44,408,163
Accrued Closure Liability	\$ 210,550	\$ 306,163	\$ 404,432	\$ 505,375	\$ 611,041
Estimated Postclosure Cost	\$ 49,618,883	\$ 50,760,118	\$ 51,927,602	\$ 53,121,938	\$ 54,343,744
Accrued Postclosure Liability	\$ 258,018	\$ 375,625	\$ 493,312	\$ 616,214	\$ 749,944
<b>SANTIAGO CANYON LANDFILL</b>					
Estimated Postclosure Cost	\$ 21,670,410	\$ 20,690,907	\$ 19,654,884	\$ 18,560,258	\$ 17,404,882
Less Postclosure Expenditures	\$ 1,444,694	\$ 1,477,922	\$ 1,511,914	\$ 1,546,688	\$ 1,582,262
Accrued Postclosure Liability	\$ 20,225,716	\$ 19,212,986	\$ 18,142,970	\$ 17,013,570	\$ 15,822,620
Accrued Postclosure Reserves - 15 Years ***	\$ 1,445,000	\$ 2,956,000	\$ 4,536,000	\$ 6,187,000	\$ 7,912,000
<b>COYOTE CANYON LANDFILL</b>					
Estimated Postclosure Cost	\$ 4,002,792	\$ 3,071,142	\$ 2,094,518	\$ 1,071,346	\$ -
Less Postclosure Expenditures	\$ 1,000,698	\$ 1,023,714	\$ 1,047,259	\$ 1,071,346	\$ 1,095,987
Accrued Postclosure Liability	\$ 3,002,094	\$ 2,047,428	\$ 1,047,259	\$ *****	\$ -
Accrued Postclosure Reserves - 15 Years ***	\$ 12,008,376	\$ 13,308,282	\$ 14,661,626	\$ 16,070,190	\$ 16,439,805
<b>TOTAL ACCRUED LIABILITY</b>					
Total Accrued Closure Liability	\$ 80,227,319	\$ 81,857,061	\$ 39,110,097	\$ 40,730,462	\$ 42,014,765
Total Accrued Postclosure Liability	\$ 122,182,908	\$ 123,575,338	\$ 124,812,231	\$ 124,412,183	\$ 125,035,515
Total Accrued Postclosure Reserves - 15 Years	\$ 13,453,376	\$ 16,264,282	\$ 19,197,626	\$ 22,257,190	\$ 24,351,805
<b>Total Accrued Closure and Postclosure Liability</b>	<b>\$ 215,863,603</b>	<b>\$ 221,696,681</b>	<b>\$ 183,119,954</b>	<b>\$ 187,399,836</b>	<b>\$ 191,402,085</b>

\* Per regulations, Accrued Closure and Accrued Postclosure balances are required to be at 100% of the cost estimates when Olinda Alpha Landfill closes.

\*\* Final closure for Olinda Alpha Landfill is scheduled to be completed by FY 2023/24. Postclosure maintenance will begin in FY 2024/25.

\*\*\* Effective FY 2015/16 OCWR maintains reserves equal to 15 years of the annual postclosure maintenance cost estimates for each closed site that has been in its postclosure phase longer than 15 years.

\*\*\*\* In FY 2024/25 Coyote Canyon Landfill completes its 30 year postclosure period. GASB 18 liability is no longer required.



## FINANCIAL STATEMENTS

OCWR's financial statements include the Independent Auditor's Report and a narrative for management's discussion and analysis of the agency's fiscal activities for the year ended June 30, 2016.

# OC WASTE & RECYCLING

INDEPENDENT AUDITOR'S REPORTS AND FINANCIAL STATEMENT  
FOR THE YEAR ENDED JUNE 30, 2016

---

## TABLE OF CONTENTS

FINANCIAL SECTION:	PAGE
Independent Auditor's Report.....	37-38
Management's Discussion and Analysis (Unaudited) .....	39-45
FINANCIAL STATEMENTS:	
Statement of Fund Net Position .....	46-47
Statement of Revenues, Expenses and Change in Fund Net Position .....	48
Statement of Cash Flows .....	49-50
Notes to Financial Statements .....	51-71



**Independent Auditor’s Report**

To the Honorable Board of Supervisors  
County of Orange, California

**Report on the Financial Statements**

We have audited the accompanying financial statements of OC Waste & Recycling, an enterprise fund of the County of Orange, California (County) as of and for the year ended June 30, 2016, and the related notes to the financial statements, as listed in the table of contents.

**Management’s Responsibility for the Financial Statements**

Management is responsible for the preparation and fair presentation of these financial statements in accordance with accounting principles generally accepted in the United States of America; this includes the design, implementation, and maintenance of internal control relevant to the preparation and fair presentation of financial statements that are free from material misstatement, whether due to fraud or error.

**Auditor’s Responsibility**

Our responsibility is to express an opinion on these financial statements based on our audit. We conducted our audit in accordance with auditing standards generally accepted in the United States of America and the standards applicable to financial audits contained in *Government Auditing Standards*, issued by the Comptroller General of the United States. Those standards require that we plan and perform the audit to obtain reasonable assurance about whether the financial statements are free from material misstatement. An audit involves performing procedures to obtain audit evidence about the amounts and disclosures in the financial statements. The procedures selected depend on the auditor’s judgment, including the assessment of the risks of material misstatement of the financial statements, whether due to fraud or error. In making those risk assessments, the auditor considers internal control relevant to the entity’s preparation and fair presentation of the financial statements in order to design audit procedures that are appropriate in the circumstances, but not for the purpose of expressing an opinion on the effectiveness of the entity’s internal control. Accordingly, we express no such opinion. An audit also includes evaluating the appropriateness of accounting policies used and the reasonableness of significant accounting estimates made by management, as well as evaluating the overall presentation of the financial statements.

We believe that the audit evidence we have obtained is sufficient and appropriate to provide a basis for our audit opinion.

**Opinion**

In our opinion, the financial statements referred to above present fairly, in all material respects, the financial position of OC Waste and Recycling, as of June 30, 2016, and the changes in its financial position and its cash flows for the year then ended in accordance with accounting principles generally accepted in the United States of America.

***Emphasis of Matter***

As discussed in Note 2 to the financial statements, the financial statements present only OC Waste & Recycling, an enterprise fund of the County, and do not purport to, and do not, present fairly the financial position of the County as of June 30, 2016, the changes in its financial position or its cash flows for the year then ended in conformity with accounting principles generally accepted in the United States of America. Our opinion is not modified with respect to this matter.

***Other Matters***

*Required Supplementary Information*

Accounting principles generally accepted in the United States of America require that the management's discussion and analysis on page 39 through 45 presented to supplement the financial statements. Such information, although not a part of the financial statements, is required by the Governmental Accounting Standards Board who considers it to be an essential part of financial reporting for placing the financial statements in an appropriate operational, economic, or historical context. We have applied certain limited procedures to the required supplementary information in accordance with auditing standards generally accepted in the United States of America, which consisted of inquiries of management about the methods of preparing the information and comparing the information for consistency with management's responses to our inquiries, the financial statements, and other knowledge we obtained during our audit of the financial statements. We do not express an opinion or provide any assurance on the information because the limited procedures do not provide us with sufficient evidence to express an opinion or provide any assurance.

***Other Information***

Our audit was conducted for the purpose of forming an opinion on the financial statements as a whole. The information on pages 1 through 34 in this annual report is presented for purposes of additional analysis and is not a required part of the financial statements. Such information has not been subjected to the auditing procedures applied in the audit of the financial statements and, accordingly, we do not express opinion or provide any assurance on it.



Newport Beach, California

December 15, 2016



# OC WASTE & RECYCLING

## MANAGEMENT'S DISCUSSION AND ANALYSIS (UNAUDITED)

FOR THE YEAR ENDED JUNE 30, 2016  
(DOLLAR AMOUNTS IN THOUSANDS)

---

Our management's discussion and analysis of the financial performance provides a narrative overview and analysis of the OC Waste and Recycling's financial activities for the year ended June 30, 2016. We encourage readers to consider the information presented here in conjunction with the information furnished in OC Waste & Recycling's financial statements.

### FINANCIAL HIGHLIGHTS

- OC Waste & Recycling's change in net position is \$34,963, or 6.7%, for the year ended June 30, 2016. The factors attributable to the change in net position includes operating income of \$50,667, nonoperating revenues of \$5,563, and transfers out to County Funds of \$21,267.
- Operating expenses increased by \$27,092, or 39.1%, for the year ended June 30, 2016. The increase is primarily due to the increase in the provision for closure and postclosure care costs by \$24,034.
- Disposal revenue increased by \$7,600, or 5.6%, for the year ended June 30, 2016. The increase is primarily due to the increases in importation disposal revenue by \$2,863 and in-county disposal revenue by \$4,738.
- OC Waste & Recycling contributed \$21,239 of net importation revenue to the County General Fund for repayment of bankruptcy related obligations for the year ended June 30, 2016.

### OVERVIEW OF THE FINANCIAL STATEMENTS

OC Waste & Recycling is responsible for the administration and management of the County of Orange's (County) solid waste disposal system. OC Waste & Recycling is organized as an enterprise fund and is primarily supported by revenue from disposal fees that are charged to customers. No tax revenues are utilized by OC Waste & Recycling.

The financial statements are divided into two components:

1. Financial Statements: Statement of Fund Net Position; Statement of Revenues, Expenses and Change in Fund Net Position; and Statement of Cash Flows; and
2. Notes to Financial Statements.

#### STATEMENT OF FUND NET POSITION

This section provides the statement of net position for all OC Waste & Recycling's current and noncurrent assets, deferred outflows of resources, current and noncurrent liabilities, and deferred inflows of resources in both financial and capital positions with the difference between the two reported as net position. Current assets and liabilities are reasonably expected to be realized or liquidated within one year.

#### STATEMENT OF REVENUES, EXPENSES AND CHANGE IN FUND NET POSITION

This section provides the statement of operations for all the OC Waste & Recycling's revenues and expenses during the year, regardless of when cash is received or paid. This section also shows how net position changed during the fiscal year.

# OC WASTE & RECYCLING

## MANAGEMENT'S DISCUSSION AND ANALYSIS (UNAUDITED)

FOR THE YEAR ENDED JUNE 30, 2016

(DOLLAR AMOUNTS IN THOUSANDS)

### STATEMENT OF CASH FLOWS

This section provides the financial statement classifying OC Waste & Recycling's cash and cash equivalents receipts (inflows) and payments (outflows) resulting from operating, noncapital financing, capital and related financing, and investing activities.

### NOTES TO FINANCIAL STATEMENTS

This section provides additional information that is necessary to acquire a full understanding of the data provided in the financial statements.

### FINANCIAL ANALYSIS

#### STATEMENT OF FUND NET POSITION SUMMARY

Increases or decreases in net position over time may serve as a useful indicator of OC Waste & Recycling's financial position.

At June 30, 2016, total assets plus deferred outflows of resources exceeded total liabilities plus deferred inflows of resources by \$556,257.

OC Waste & Recycling's condensed Statement of Fund Net Position is presented in Table 1.

TABLE 1  
STATEMENT OF FUND NET POSITION  
JUNE 30, 2016

	2016	2015	2016 vs 2015 % change
<b>ASSETS</b>			
Current and other assets	\$ 540,625	\$ 529,208	2.2%
Capital assets	266,242	247,784	7.4%
<b>TOTAL ASSETS</b>	<b>806,867</b>	<b>776,992</b>	<b>3.8%</b>
<b>DEFERRED OUTFLOWS OF RESOURCES</b>			
Deferred outflows of resources related to pension	12,825	7,974	60.8%
<b>LIABILITIES</b>			
Current and other liabilities	35,905	42,110	-14.7%
Noncurrent liabilities	222,153	216,876	2.4%
<b>TOTAL LIABILITIES</b>	<b>258,058</b>	<b>258,986</b>	<b>-0.4%</b>
<b>DEFERRED INFLOWS OF RESOURCES</b>			
Deferred inflows of resources related to pension	5,377	4,686	14.7%
<b>NET POSITION</b>			
Net investment in capital assets	266,222	247,784	7.4%
Restricted	43,225	42,494	1.7%
Unrestricted	246,810	231,016	6.8%
<b>TOTAL NET POSITION</b>	<b>\$556,257</b>	<b>\$521,294</b>	<b>6.7%</b>

**OC WASTE & RECYCLING**  
**MANAGEMENT'S DISCUSSION AND ANALYSIS (UNAUDITED)**  
 FOR THE YEAR ENDED JUNE 30, 2016  
 (DOLLAR AMOUNTS IN THOUSANDS)

OC Waste & Recycling's total assets increased by \$29,875, or 3.8%, from June 30, 2015, primarily due to the increases in pooled cash and investments, receivable due from other County funds, and capital assets. Increases in capital assets were due to increases in the infrastructure for the East Flank Landslide Remediation project at Frank R. Bowerman Landfill and the Front Slope Improvement Project Phase I at Olinda Alpha Landfill.

OC Waste & Recycling's total liabilities decreased by \$928, or 0.4%, from June 30, 2015, primarily due to the decreases in accounts payable and payable due to other County funds, net of increases in net pension liability.

STATEMENT OF REVENUES, EXPENSES AND CHANGE IN FUND NET POSITION SUMMARY

For the year ended June 30, 2016, change in net position is \$34,963, or 6.7%.

OC Waste & Recycling's condensed Statement of Revenues Expenses, and Change in Fund Net Position is presented in Table 2.

TABLE 2  
 STATEMENT OF REVENUES, EXPENSES AND CHANGE IN FUND NET POSITION  
 FOR THE YEAR ENDED JUNE 30, 2016

	2016	2015	2016 vs 2015 % change
<b>OPERATING REVENUES</b>			
Disposal fees	\$ 143,080	\$ 135,480	5.6%
Other charges for services	52	196	-73.5%
Use of property, licenses, permits & franchise fees	3,935	3,801	3.5%
<b>TOTAL OPERATING REVENUES</b>	<b>147,067</b>	<b>139,477</b>	<b>5.4%</b>
<b>OPERATING EXPENSES</b>			
Salaries and employee benefits	25,845	25,111	2.9%
Services and supplies	19,938	21,064	-5.3%
Professional and specialized services	17,501	16,014	9.3%
Depreciation and amortization	15,269	14,770	3.4%
Other operating expenses	17,847	(7,651)	333.3%
<b>TOTAL OPERATING EXPENSES</b>	<b>96,400</b>	<b>69,308</b>	<b>39.1%</b>
<b>OPERATING INCOME</b>	<b>50,667</b>	<b>70,169</b>	<b>-27.8%</b>
<b>NONOPERATING REVENUES (EXPENSES), NET</b>	<b>5,563</b>	<b>2,774</b>	<b>100.5%</b>
<b>INCOME BEFORE TRANSFERS</b>	<b>56,230</b>	<b>72,943</b>	<b>-22.9%</b>
Transfers out to County Funds	(21,267)	(19,810)	7.4%
<b>CHANGE IN NET POSITION</b>	<b>34,963</b>	<b>53,133</b>	<b>-34.2%</b>
<b>NET POSITION - BEGINNING OF YEAR</b>	<b>521,294</b>	<b>468,161</b>	<b>11.3%</b>
<b>NET POSITION - END OF YEAR</b>	<b>\$ 556,257</b>	<b>\$ 521,294</b>	<b>6.7%</b>

# OC WASTE & RECYCLING

## MANAGEMENT'S DISCUSSION AND ANALYSIS (UNAUDITED)

FOR THE YEAR ENDED JUNE 30, 2016

(DOLLAR AMOUNTS IN THOUSANDS)

### OPERATING REVENUES

For the year ended June 30, 2016, total operating revenues increased by \$7,590, or 5.4%, due primarily to the increases in importation disposal tonnage and fees of \$2,863 and in-county disposal tonnage and fees of \$4,738.

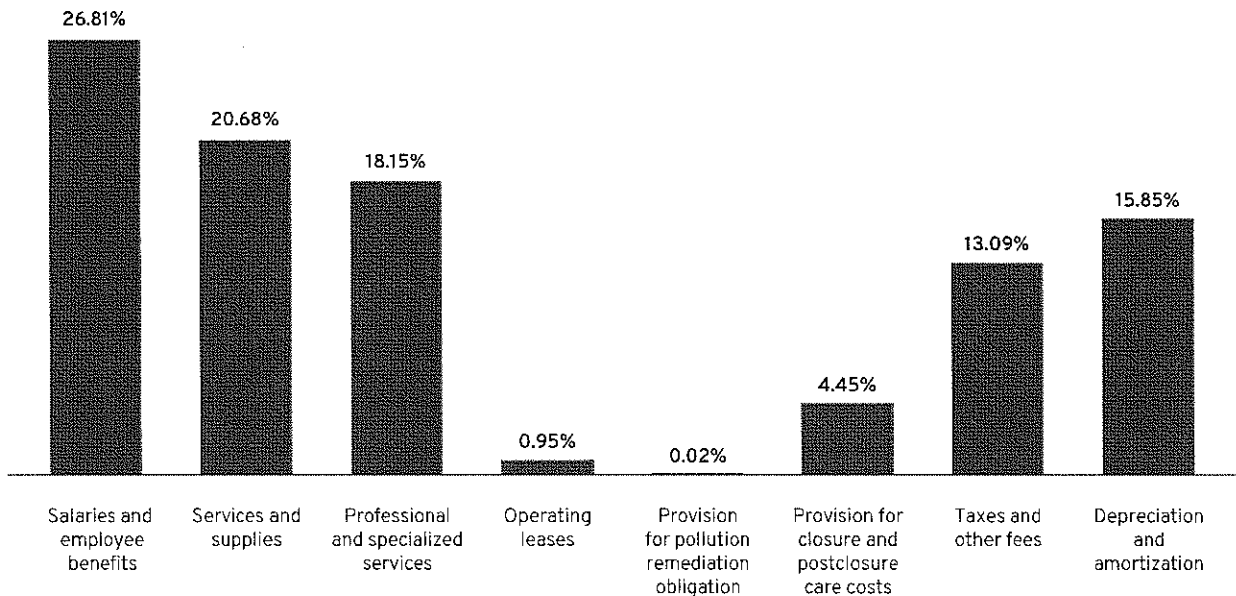
Disposal fees that are charged to users of the waste disposal sites comprise the largest revenue source of OC Waste & Recycling at approximately 97.3%. Other operating revenues include royalties received from the landfill gas rights, rents, and other fees.

### OPERATING EXPENSES

Operating expenses include salaries and employee benefits, cost of services and supplies, professional and specialized services, closure and postclosure care costs, pollution remediation expenses, taxes and fees, operating leases, and depreciation and amortization on capital assets.

For the year ended June 30, 2016, total operating expenses increased by \$27,092, or 39.1%, due primarily to the increases in the closure and postclosure care costs and pollution remediation expenses.

OPERATING EXPENSES FY 2016



# OC WASTE & RECYCLING

## MANAGEMENT'S DISCUSSION AND ANALYSIS (UNAUDITED)

FOR THE YEAR ENDED JUNE 30, 2016  
(DOLLAR AMOUNTS IN THOUSANDS)

### NONOPERATING REVENUES AND EXPENSES

For the year ended June 30, 2016, nonoperating revenues and expenses increased by \$2,789, or 100.5%, due primarily to increases in fines, forfeitures, and penalties, interest revenue, gain on disposal of capital assets, and miscellaneous revenue.

### CAPITAL ASSETS

OC Waste & Recycling's capital assets includes land, buildings and improvements, equipment, infrastructure, intangible assets, and construction in progress.

For the year ended June 30, 2016, investment in capital assets (net of accumulated depreciation) increased by \$18,458, or 7.4%. A summary of the key elements that contributed to the changes in OC Waste & Recycling's capital assets is presented in Table 3.

TABLE 3  
CAPITAL ASSETS (NET OF ACCUMULATED DEPRECIATION)  
JUNE 30, 2016

	2016	2015	2016 vs 2015 % change
<b>CAPITAL ASSETS</b>			
Land (Nondepreciable)	\$ 22,164	\$ 22,164	0.0%
Construction in progress (Nondepreciable)	13,237	49,868	-73.5%
Intangible assets in progress (Nondepreciable)	235	67	250.7%
Buildings (Depreciable)	12,951	13,859	-6.6%
Equipment (Depreciable)	21,050	19,064	10.4%
Infrastructure (Depreciable)	196,135	142,233	37.9%
Software (Amortizable)	470	529	-11.2%
<b>TOTAL CAPITAL ASSETS</b>	<b>\$ 266,242</b>	<b>\$ 247,784</b>	<b>7.4%</b>

The major capital asset events during fiscal year (FY) 2015-16 was the capitalization of the \$10,140 for the Phase VIII B-1 Liner at Frank R. Bowerman Landfill and \$1,108 for the Front Slope Improvement Project Phase I at Olinda Alpha Landfill.



# OC WASTE & RECYCLING

## MANAGEMENT'S DISCUSSION AND ANALYSIS (UNAUDITED)

FOR THE YEAR ENDED JUNE 30, 2016

(DOLLAR AMOUNTS IN THOUSANDS)

---

For the year ended June 30, 2016, OC Waste & Recycling is committed to capital expenditure of \$1,779 for the Phase VIII B-1 Liner at Frank R. Bowerman Landfill.

Additional information on capital assets can be found in Note 9, Capital Assets.

## REVIEW OF OPERATIONS

### DISPOSAL FACILITIES

OC Waste & Recycling is responsible for the administration and waste management of the County's solid waste disposal system. The system consists of three (3) active regional landfill operations, 20 closed waste disposal sites, and four (4) household hazardous waste collection centers. The three (3) active landfill sites are located in Brea (North Region), Irvine (Central Region) and San Juan Capistrano (South Region). The four (4) household hazardous waste collection centers are located in the cities of Anaheim, Huntington Beach, Irvine, and San Juan Capistrano.

OC Waste & Recycling has been working with the Orange County cities to obtain approval of the amendment to the Waste Disposal Agreements (WDA) that would enable waste importation to continue beyond June 30, 2016. The amendment is critical to ensuring long-term and stable disposal rates for Orange County residents and businesses. It also yields other benefits including the sharing of net importation revenue with the County and cities. The WDA amendment has been approved and executed by all the cities in April 2016.

Several key projects completed during FY 2015-16 or continue to the following year includes:

- The Front Slope Improvement Project Phase I at the Olinda Alpha Landfill, a project to place regulatory mandated final cover on the landfill in order to best manage and utilize available onsite native materials and enhance visual aesthetics was completed. Consuming approved cover material also facilitates operational needs by providing access to much needed airspace otherwise occupied by the cover material. The project also included expanding a water supply system and replacing a water storage tank.
- Completion of the East Flank Excavation & Drainage Improvements Project at the Frank R. Bowerman Landfill, the second phase of remedial work for a massive landslide that occurred in the early 2000's. This phase removed the landslide debris from within the landslide area, stockpiled the excavated material at locations for Frank R. Bowerman's future operational use, and improved the long term stability of the excavated slopes, such as drainage channels, horizontal drains, and erosion control measures. It also enabled the construction of a soil buttress at the toe of the landslide to improve slope stability and to install landfill liner in the future Phase VIII B-1 area. Construction of the first phase of the soil buttress and liner in Phase VIII B-1 started in January 2016 and is scheduled for completion in October 2016.
- Continuation of the La Pata Gap Closure Project within the boundaries of the Prima Deshecha Landfill. OC Waste & Recycling continues to provide support to the County for this project to connect the La Pata Road between San Juan Capistrano and San Clemente, through this landfill while closing a portion of the landfill known as WMU-2. In addition, the installation of 75 acres of coastal sage scrub, 19 acres of native grassland, and planting of 240 live oak trees in Segunda Deshecha Canada was completed as pre-mitigation for future development of Zone 4 landfill operations.

# OC WASTE & RECYCLING

## MANAGEMENT'S DISCUSSION AND ANALYSIS (UNAUDITED)

FOR THE YEAR ENDED JUNE 30, 2016  
(DOLLAR AMOUNTS IN THOUSANDS)

---

### RENEWABLE ENERGY FACILITIES

In FY 2015-16 over 306,000 MWh of renewable energy was generated, with an approximate equivalent of providing electricity for 35,900 homes in the County. As a result, \$3.3 million in royalty revenue was generated from OC Waste & Recycling's renewable energy facilities.

OC Waste & Recycling is currently developing a Renewable Technologies Strategic Plan. The plan is to provide strategic guidance for managing OC Waste & Recycling's existing portfolio of landfill gas-to-energy projects, implement new projects to produce renewable energy, fuel and products, and identify other activities that will help meet waste management mandates and initiatives. Mandates and initiatives include reducing greenhouse gas emissions, increased diversion of organic waste from the landfills, diversifying sources of revenue and lowering waste disposal cost of service to Orange County residents. The Strategic Plan study is scheduled for completion in December 2016.

### REQUEST FOR INFORMATION

This financial report is designed to provide a general overview of OC Waste & Recycling's finances. For questions or comments concerning any of the information provided in this report or requests for additional financial information should be addressed to OC Waste & Recycling Headquarters, 300 N. Flower Street, Suite 400, Santa Ana, CA 92703, or you can access our website at <http://oclandfills.com>.

# OC WASTE & RECYCLING

## STATEMENT OF FUND NET POSITION

JUNE 30, 2016

(DOLLAR AMOUNTS IN THOUSANDS)

### ASSETS:

#### Current unrestricted assets:

Pooled cash and investments (Note 3)	\$ 398,008
Imprest cash funds (Note 3)	35
Accounts receivable, net of allowances of \$1 (Note 4)	10,474
Interest receivable	806
Prepaid costs (Note 5)	2,037
Due from other governmental agencies	2,897
Due from other funds of the County (Note 8)	3,388
<b>Total current unrestricted assets</b>	<b>417,645</b>

#### Current restricted assets:

Pooled cash and investments - customer deposits (Note 3)	547
Deposits in-lieu of cash (Note 6)	16,571
Deposits with others	100
<b>Total current restricted assets</b>	<b>17,218</b>

**Total current assets** 434,863

#### Noncurrent assets:

##### Restricted assets:

Pooled cash and investments - customer deposits (Note 3)	21
Pooled cash and investments - contractor deposits (Note 3)	128
Pooled cash and investments - corrective action (Note 3)	8,215
Pooled cash and investments - Prima Deshecha/La Pata closure (Note 3)	104
Pooled cash and investments - Frank R. Bowerman landfill and aqua (Note 3)	879
Pooled cash and investments - closure and postclosure care costs (Notes 3 and 13)	90,848
<b>Total noncurrent restricted assets</b>	<b>100,195</b>

#### Capital assets: (Note 9)

Nondepreciable/Nonamortizable	35,636
Depreciable/Amortizable, net	230,606
<b>Capital assets, net</b>	<b>266,242</b>

Advances to other funds (Notes 7 and 8) 5,567

**Total noncurrent assets** 372,004

**Total assets** 806,867

### DEFERRED OUTFLOWS OF RESOURCES

Deferred outflows of resources related to pension (Note 10) 12,825

See accompanying notes to financial statements.

**OC WASTE & RECYCLING**  
**STATEMENT OF FUND NET POSITION (CONTINUED)**  
 JUNE 30, 2016  
 (DOLLAR AMOUNTS IN THOUSANDS)

**LIABILITIES**

Current liabilities (payable from unrestricted assets):

Accounts payable	\$	6,457
Retainage payable		744
Salaries and accrued employee benefits payable		1,383
Accrued closure and postclosure care costs (Notes 12 and 13)		2,659
Pollution remediation obligation (Notes 12 and 14)		449
Unearned revenue		120
Compensated employee absences payable (Note 12)		1,417
Capital asset obligation (Note 12)		7
Due to other funds of the County (Note 8)		2,335
Due to other governmental agencies		3,068
<b>Total current liabilities (payable from unrestricted assets)</b>		<b>18,639</b>

Current liabilities (payable from restricted assets):

Deposits from others		17,266
<b>Total current liabilities (payable from restricted assets)</b>		<b>17,266</b>

<b>Total current liabilities</b>		<b>35,905</b>
----------------------------------	--	---------------

Noncurrent liabilities:

Compensated employee absences payable		1,334
Capital asset obligation		13
Accrued closure and postclosure care costs (Notes 13)		158,016
Pollution remediation obligation (Notes 14)		10,741
Net pension liability (Note 10)		52,049
<b>Total noncurrent liabilities</b>		<b>222,153</b>

<b>Total liabilities</b>		<b>258,058</b>
--------------------------	--	----------------

**DEFERRED INFLOW OF RESOURCES**

Deferred inflows of resources related to pension (Note 10)		5,377
--	--	-------

**NET POSITION**

Net investment in capital assets		266,222
Restricted:		
Prima Deshecha/La Pata closure		104
Landfill closure and postclosure		33,997
Landfill corrective action		8,245
Frank R. Bowerman landfill and agua		879
Unrestricted (Note 15)		246,810
<b>Total net position</b>	<b>\$</b>	<b>556,257</b>

See accompanying notes to financial statements.

# OC WASTE & RECYCLING

## STATEMENT OF REVENUES, EXPENSES AND CHANGE IN FUND NET POSITION

FOR THE YEAR ENDED JUNE 30, 2016  
(DOLLAR AMOUNTS IN THOUSANDS)

### OPERATING REVENUES

Disposal fees (Notes 1 and 2)	\$ 143,080
Other charges for services	52
Use of property	3,859
Licenses, permits, and franchise fees	76
<u>Total operating revenues</u>	<u>147,067</u>

### OPERATING EXPENSES

Salaries and employee benefits	25,845
Services and supplies	19,938
Professional and specialized services	17,501
Operating leases	918
Provision for pollution remediation obligation (Note 14)	18
Provision for closure and postclosure care costs (Note 13)	4,288
Taxes and other fees	12,623
Depreciation and amortization	15,269
<u>Total operating expenses</u>	<u>96,400</u>

Operating income 50,667

### NONOPERATING REVENUES (EXPENSES)

Intergovernmental revenue	18
Fines, forfeitures and penalties	63
Interest income	4,333
Gain on disposal of capital assets, net	226
Other revenues	923
<u>Total nonoperating revenues</u>	<u>5,563</u>

Income before transfers 56,230

Transfers out to County Funds (Note 1) (21,267)

Change in net position 34,963

Net position - beginning of year 521,294

Net position - end of year \$ 556,257

See accompanying notes to financial statements.



# OC WASTE & RECYCLING

## STATEMENT OF CASH FLOWS

FOR THE YEAR ENDED JUNE 30, 2016  
(DOLLAR AMOUNTS IN THOUSANDS)

### CASH FLOWS FROM OPERATING ACTIVITIES

Receipts from customers	\$ 145,784
Payments to suppliers	(38,477)
Payments to employees	(25,620)
Payments to other funds of the County	(5,545)
Landfill site closure and postclosure care costs	(2,659)
Pollution remediation obligation payments	(567)
Taxes and other fees	(12,623)
Other receipts	1,798
Net cash provided by operating activities	62,091

### CASH FLOWS FROM NONCAPITAL AND RELATED FINANCING ACTIVITIES

Transfers out to other funds of the County	(21,267)
Intergovernmental revenues	18
Advances to other funds of the County	(3,216)
Net cash used in noncapital and related financing activities	(24,465)

### CASH FLOWS FROM CAPITAL AND RELATED FINANCING ACTIVITIES

Acquisition of capital assets	(37,584)
Capital Assets Obligation	20
Proceeds from sale of capital assets	406
Net cash used in capital and related financing activities	(37,158)

### CASH FLOWS FROM INVESTING ACTIVITIES

Interest on investments	4,219
Net cash provided by investing activities	4,219

Net increase in cash and cash equivalents 4,687

Cash and cash equivalents - beginning of year 494,098

Cash and cash equivalents - end of year 498,785

### RECONCILIATION OF CASH AND CASH EQUIVALENTS TO STATEMENT OF NET POSITION

Pooled cash and investments - current assets	398,008
Imprest cash funds	35
Pooled cash and investments - closure and postclosure care costs	90,848
Pooled cash and investments - corrective action	8,215
Pooled cash and investments - Prima Deshecha/La Pata closure	104
Pooled cash and investments - Frank R. Bowerman landfill and agua	879
Pooled cash and investments - customer deposits	568
Pooled cash and investments - contractor deposits	128
Total cash and cash equivalents	\$ 498,785

See accompanying notes to financial statements.

# OC WASTE & RECYCLING

## STATEMENT OF CASH FLOWS (CONTINUED)

FOR THE YEAR ENDED JUNE 30, 2016  
(DOLLAR AMOUNTS IN THOUSANDS)

### RECONCILIATION OF OPERATING INCOME TO NET CASH

#### PROVIDED BY OPERATING ACTIVITIES:

Operating income	\$	50,667
Adjustments to reconcile operating income to net cash provided by operating activities:		
Depreciation and amortization		15,269
Fines, forfeitures and penalties		63
Other revenues		923
Changes in operating assets and liabilities:		
Decrease (increase) in:		
Accounts receivable		(949)
Deposits in-lieu of cash		45
Prepaid costs		186
Due from other funds		(2,328)
Due from other governmental agencies		(355)
Deferred outflows and deferred inflows of resources related to pension		(4,161)
Increase (decrease) in:		
Accounts payable		27
Retainage payable		(1,151)
Salaries and accrued employee benefits payable		210
Accrued closure and postclosure care costs		1,630
Pollution remediation obligation		(548)
Unearned revenue		27
Compensated employee absences payable		15
Due to other funds		(3,218)
Due to other governmental agencies		86
Deposits from others		(24)
Net pension liability from pension contribution and expenses		5,677
Net cash provided by operating activities		\$62,091

See accompanying notes to financial statements.

**OC WASTE & RECYCLING**  
**NOTES TO FINANCIAL STATEMENTS**  
FOR THE YEAR ENDED JUNE 30, 2016  
(DOLLAR AMOUNTS IN THOUSANDS)

---

**NOTE 1 – IMPORTATION REVENUE TRANSFER FOR COUNTY BANKRUPTCY RECOVERY**

On December 6, 1994, the County of Orange, California (County), filed for protection under Chapter 9 of the United States Bankruptcy Code as a result of substantial losses in the Orange County Investment Pool (Pool). The liquidation of the portfolio resulted in the realization of an investment loss of approximately \$1.6 billion. Approximately \$36,652 of the County's loss was allocated to the Integrated Waste Management Department's (which was renamed OC Waste & Recycling in March 2008) operations and finances and was reported in the year ended June 30, 1995.

In response to the bankruptcy, the County prepared a comprehensive recovery plan (Plan). The Plan was confirmed by the United States Bankruptcy Court for the Central District of California in its Order Confirming Modified Second Amended Plan of Adjustment entered on May 16, 1996. On June 12, 1996, the Plan became effective and the County emerged from bankruptcy.

**IMPACT OF COUNTY BANKRUPTCY ON OC WASTE & RECYCLING**

OC Waste & Recycling is a department of the County. Due to statutory and regulatory restrictions, revenues generated by OC Waste & Recycling from in-county waste are not available for County General Fund purposes. After analyzing its assets and operations, the County determined that OC Waste & Recycling could provide an important source of revenue for the repayment of County claims. As such, the County proposed to restructure the operations of OC Waste & Recycling to maximize its value. Specifically, the County proposed to import out-of-county waste as a new source of revenue. Pursuant to the proposal, the County obtained legislation exempting OC Waste & Recycling from certain provisions of the California Environmental Quality Act, thereby expediting the County's process to pursue and contract for the importation of out-of-county waste.

The County requested proposals for waste-importation contracts and, in January 1996, entered into contracts of various durations, which renewed on April 2016 and will terminate on June 30, 2025. These contracts are estimated to generate revenue sufficient to support the Plan's estimated \$15 million of net importation revenue per year for 20 years to be contributed to the County General Fund to pay bankruptcy related obligations. During the year ended June 30, 2016, OC Waste & Recycling collected imported waste disposal fees of \$43,034. Net import revenues totaling \$21,239 was distributed to the County during the year ended June 30, 2016 and is included as Transfers out to County Funds in the accompanying financial statements.

**NOTE 2 – DESCRIPTION OF REPORTING ENTITY AND SUMMARY OF SIGNIFICANT ACCOUNTING POLICIES**

**DESCRIPTION OF REPORTING ENTITY**

OC Waste & Recycling is operated as a department of the County and is accounted for as an enterprise fund in the basic financial statements of the County. The financial statements presented herein represent the financial position and changes in financial position and cash flows of OC Waste & Recycling only and are not intended to present the financial position, changes in financial position or the cash flows of the County in conformity with accounting principles generally accepted in the United States of America (U.S. GAAP).

The County assumed responsibility for establishing and maintaining waste disposal sites in 1946 and the OC Waste & Recycling enterprise fund was formally established in 1982. OC Waste & Recycling finances its operations through disposal fees charged to users of the waste disposal sites. Such disposal fees are OC Waste & Recycling's primary source of revenue.

# OC WASTE & RECYCLING

## NOTES TO FINANCIAL STATEMENTS (CONTINUED)

FOR THE YEAR ENDED JUNE 30, 2016  
(DOLLAR AMOUNTS IN THOUSANDS)

---

### NOTE 2 - DESCRIPTION OF REPORTING ENTITY AND SUMMARY OF SIGNIFICANT ACCOUNTING POLICIES (CONTINUED)

The County has waste disposal agreements with thirty-two (32) cities, four (4) Sanitary Districts, one (1) Joint Powers Authority and five (5) Facility Operators through June 30, 2025. The waste disposal agreements cover approximately 94% of all solid waste generated in the County and obligate the cities and haulers to deliver all controllable waste to landfills operated by OC Waste & Recycling. The 6% balance of in-county waste is delivered by self-haulers.

#### BASIS OF PRESENTATION - FUND ACCOUNTING

The operations of OC Waste & Recycling are accounted for as an enterprise fund. Enterprise funds are used to account for activities that are financed and operated in a manner similar to private business enterprises where the intent of the governing body is that costs of providing services to the general public on a continuing basis be financed or recovered primarily through user charges.

#### BASIS OF ACCOUNTING

OC Waste & Recycling prepares its financial statements on the accrual basis of accounting in conformity with U.S. GAAP, which provides that revenues are recorded when earned and expenses are recorded when incurred. Grants are recognized as revenue as soon as all eligibility requirements imposed by the provider have been met.

#### NEW ACCOUNTING PRONOUNCEMENT - CHANGE IN ACCOUNTING PRINCIPLE

At July 1, 2015, OC Waste & Recycling implemented the following new accounting pronouncements issued by the Governmental Accounting Standards Board (GASB):

In February 2015, GASB issued Statement No. 72, "*Fair Value Measurement and Application*." This statement addresses accounting and financial reporting issues related to fair value measurements. The definition of fair value is the price that would be received to sell an asset or paid to transfer a liability in an orderly transaction between market participants at the measurement date. This statement provides guidance for determining a fair value measurement for financial reporting purposes. This statement also provides guidance for applying fair value to certain investments and disclosures related to all fair value measurements. The provisions of this statement are effective for financial statements for periods beginning after June 15, 2015. OC Waste & Recycling implemented this statement in FY 2015-16. Refer to Note 3, Cash and Investments, for additional information.

In June 2015, GASB issued Statement No. 73, "*Accounting and Financial Reporting for Pensions and Related Assets That Are Not within the Scope of GASB Statement 68, and Amendments to Certain Provisions of GASB Statements 67 and 68*." The objective of this statement is to improve the usefulness of information about pensions included in the general purpose external financial reports of state and local governments for making decisions and assessing accountability. This statement results from a comprehensive review of the effectiveness of existing standards of accounting and financial reporting for all postemployment benefits with regard to providing decision-useful information, supporting assessments of accountability and interperiod equity, and creating additional transparency. The provisions of this statement are effective for financial statements for periods beginning after June 15, 2015. OC Waste & Recycling implemented this statement in FY 2015-16. This statement does not have an impact on OC Waste & Recycling's financial statements.

**OC WASTE & RECYCLING**  
NOTES TO FINANCIAL STATEMENTS (CONTINUED)  
FOR THE YEAR ENDED JUNE 30, 2016  
(DOLLAR AMOUNTS IN THOUSANDS)

---

**NOTE 2 – DESCRIPTION OF REPORTING ENTITY AND SUMMARY OF SIGNIFICANT ACCOUNTING POLICIES (CONTINUED)**

In June 2015, GASB issued Statement No. 76, *“The Hierarchy of Generally Accepted Accounting Principles for State and Local Governments.”* The objective of this statement is to identify—in the context of the current governmental financial reporting environment—the hierarchy of generally accepted accounting principles (GAAP). The “GAAP hierarchy” consists of the sources of accounting principles used to prepare financial statements of state and local governmental entities in conformity with GAAP and the framework for selecting those principles. This statement reduces the GAAP hierarchy to two (2) categories of authoritative GAAP and addresses the use of authoritative and non-authoritative literature in the event that the accounting treatment for a transaction or other event is not specified within a source of authoritative GAAP. The provisions of this statement are effective for financial statements for periods beginning after June 15, 2015. OC Waste & Recycling implemented this statement in FY 2015-16.

The following summarizes recent GASB pronouncements issued, but not yet adopted that may impact future financial presentations. Management has not currently determined what, if any, impact implementation of the following statements may have on the financial statements of OC Waste & Recycling:

In June 2015, GASB issued Statement No. 74, *“Financial Reporting for Postemployment Benefit Plans Other Than Pension Plans,”* which results from a comprehensive review of the effectiveness of existing standards of accounting and financial reporting for all postemployment benefits (pensions and OPEB) with regard to providing decision-useful information, supporting assessments of accountability and interperiod equity, and creating additional transparency. This statement establishes new accounting and financial reporting requirements for OPEB plans and replaces Statements No. 43, *“Financial Reporting for Postemployment Benefit Plans Other Than Pension Plans,”* as amended, and Statement No. 57, *“OPEB Measurements by Agent Employers and Agent Multiple-Employer Plans.”* It also includes requirements for defined contribution OPEB plans that replace the requirements for those OPEB plans in Statement No. 25, *“Financial Reporting for Defined Benefit Pension Plans and Note Disclosures for Defined Contribution Plans,”* as amended, Statement No. 43, and Statement No. 50, *“Pension Disclosures.”* The provisions of this statement are effective for financial statements for periods beginning after June 15, 2016, which requires OC Waste & Recycling to implement this statement in FY 2016-17.

In June 2015, GASB issued Statement No. 75, *“Accounting and Financial Reporting for Postemployment Benefits Other Than Pensions.”* This statement replaces the requirements of Statements No. 45, *“Accounting and Financial Reporting by Employers for Postemployment Benefits Other Than Pensions,”* as amended, and No. 57, *“OPEB Measurements by Agent Employers and Agent Multiple-Employer Plans, for OPEB.”* Statement No. 74 establishes new accounting and financial reporting requirements for OPEB plans. This statement establishes standards for recognizing and measuring liabilities, deferred outflows of resources, deferred inflows of resources, and expense/expenditures. For defined benefit OPEB, this statement identifies the methods and assumptions that are required to be used to project benefit payments, discount projected benefit payments to their actuarial present value, and attribute that present value to periods of employee service. The provisions of this statement are effective for financial statement for periods beginning after June 15, 2017, which requires the County to implement this statement in FY 2017-18.



# OC WASTE & RECYCLING

## NOTES TO FINANCIAL STATEMENTS (CONTINUED)

FOR THE YEAR ENDED JUNE 30, 2016  
(DOLLAR AMOUNTS IN THOUSANDS)

---

### NOTE 2 – DESCRIPTION OF REPORTING ENTITY AND SUMMARY OF SIGNIFICANT ACCOUNTING POLICIES (CONTINUED)

In August 2015, GASB issued Statement No. 77, “*Tax Abatement Disclosures*.” This statement requires governments that enter into tax abatement agreements to disclose the following information about the agreements: 1) Brief descriptive information, such as the tax being abated, the authority under which tax abatements are provided, eligibility criteria, the mechanism by which taxes are abated, provisions for recapturing abated taxes, and the types of commitments made by tax abatement recipients; 2) The gross dollar amount of taxes abated during the period; 3) Commitments made by a government, other than to abate taxes, as part of a tax abatement agreement. The provisions of this statement are effective for financial statements for periods beginning after December 15, 2015, which requires OC Waste & Recycling to implement this statement in FY 2016-17.

In December 2015, GASB issued Statement No. 78, “*Pensions Provided through Certain Multiple- Employer Defined Benefit Pension Plans*.” This statement amends the scope and applicability of Statement No. 68 to exclude pensions provided to employees of state or local governmental employers through a cost-sharing multiple-employer defined benefit pension plan that (1) is not a state or local governmental pension plan, (2) is used to provide defined benefit pensions both to employees of state or local governmental employers and to employees of employers that are not state or local governmental employers, and (3) has no predominant state or local governmental employer (either individually or collectively with other state or local governmental employers that provide pensions through the pension plan). This statement establishes requirements for recognition and measurement of pension expense, expenditures, and liabilities; note disclosures; and required supplementary information for pensions that have the characteristics described above. The requirements of this statement are effective for reporting periods beginning after December 15, 2015, which requires OC Waste & Recycling to implement this statement in FY 2016-17.

In December 2015, GASB issued Statement No. 79, “*Certain External Investment Pools and Pool Participants*.” This statement addresses accounting and financial reporting for certain external investment pools and pool participants. Specifically, it establishes criteria for an external investment pool to qualify for making the election to measure all of its investments at amortized cost for financial reporting purposes. This statement establishes additional note disclosure requirements for qualifying external investment pools that measure all of their investments at amortized cost for financial reporting purposes and for governments that participate in those pools. Those disclosures for both the qualifying external investment pools and their participants include information about any limitations or restrictions on participant withdrawals. The requirements of this statement are effective for reporting periods beginning after June 15, 2015, except for certain provisions on portfolio quality, custodial credit risk, and shadow pricing, which are effective for reporting periods beginning after December 15, 2015. This requires OC Waste & Recycling to implement this statement in FY 2016-17.

In January 2016, GASB issued Statement No. 80, “*Blending Requirements for Certain Component Units—an amendment of GASB Statement No. 14*.” This statement amends the blending requirements established in paragraph 53 of Statement No. 14, “*The Financial Reporting Entity*,” as amended. This statement amends the blending requirements for the financial statement presentation of component units of all state and local government. The requirements of this statement are effective for reporting periods beginning after June 15, 2016, which requires OC Waste & Recycling to implement this statement in FY 2016-17.

**OC WASTE & RECYCLING**  
NOTES TO FINANCIAL STATEMENTS (CONTINUED)  
FOR THE YEAR ENDED JUNE 30, 2016  
(DOLLAR AMOUNTS IN THOUSANDS)

---

**NOTE 2 - DESCRIPTION OF REPORTING ENTITY AND SUMMARY OF SIGNIFICANT ACCOUNTING POLICIES (CONTINUED)**

In March 2016, GASB issued Statement No. 81, *“Irrevocable Split-Interest Agreements.”* This statement requires that a government that receives resources pursuant to an irrevocable split-interest agreement recognize assets, liabilities, and deferred inflows of resources at the inception of the agreement. Furthermore, this statement requires that a government recognize assets representing its beneficial interests in irrevocable split-interest agreements that are administered by a third party, if the government controls the present service capacity of the beneficial interests. This statement requires that a government recognize revenue when the resources become applicable to the reporting period. The requirements of this statement are effective for financial statements beginning after December 15, 2016, which requires OC Waste & Recycling to implement this statement in FY 2017-18.

In March 2016, GASB issued Statement No. 82, *“Pension Issues - an amendment of GASB Statements No. 67, No. 68, and No. 73.”* This statement addresses issues regarding (1) the presentation of payroll-related measures in required supplementary information, (2) the selection of assumptions and the treatment of deviations from the guidance in an Actuarial Standard of Practice for financial reporting purposes, and (3) the classification of payments made by employers to satisfy employee (plan member) contribution requirements. The requirements of this statement are effective for reporting periods beginning after June 15, 2016, which requires OC Waste & Recycling to implement this statement in FY 2016-17.

**OPERATING/NONOPERATING REVENUES AND EXPENSES**

OC Waste & Recycling distinguishes operating revenues and expenses from nonoperating items. Operating revenues and expenses generally result from providing services from the OC Waste & Recycling’s landfill operations. The principal operating revenue of OC Waste & Recycling is disposal fees charged to users of the waste disposal sites. Operating expenses include salaries and employee benefits, cost of services and supplies, taxes and fees, closure and postclosure care costs, pollution remediation obligations, and depreciation and amortization on capital assets. All revenues and expenses not meeting this definition are reported as nonoperating revenues and expenses.

**CASH AND CASH EQUIVALENTS**

For purposes of the statement of cash flows, cash and cash equivalents are defined as short-term, highly liquid investments, which are readily convertible to cash or mature within three (3) months of their original purchase. Pooled cash and investments are considered cash and cash equivalents.

**POOLED CASH AND INVESTMENTS**

Pooled cash and investments are stated at fair value. Pooled cash and investments are funds OC Waste & Recycling has on deposit with the Treasurer’s Orange County Investment Pool (Pool). Interest earned on pooled cash and investments is allocated monthly by the Treasurer to OC Waste & Recycling based on average daily balances on deposit with the Treasurer.

# OC WASTE & RECYCLING

## NOTES TO FINANCIAL STATEMENTS (CONTINUED)

FOR THE YEAR ENDED JUNE 30, 2016  
(DOLLAR AMOUNTS IN THOUSANDS)

### NOTE 2 - DESCRIPTION OF REPORTING ENTITY AND SUMMARY OF SIGNIFICANT ACCOUNTING POLICIES (CONTINUED)

#### CAPITAL ASSETS

Property, plant and equipment purchased or constructed by OC Waste & Recycling are capitalized at cost, while contributed assets are recorded at fair value when received. Assets are capitalized when the original unit cost is equal to or greater than the County's capitalization threshold of \$5 for equipment, \$150 for buildings and improvements, \$5 for intangible assets, \$150 for infrastructure, and \$0 for land. Depreciation and amortization are calculated on a straight-line basis over the estimated useful lives of the related assets. Estimated useful lives of buildings and improvements, equipment, intangible assets, and infrastructure are as follows:

Buildings and Improvements	10 to 50 years (or the remaining estimated useful life of the landfill)
Equipment	2 to 20 years
Intangible assets (software)	3 to 15 years
Infrastructure:	
Cell development	15 to 61 years
Drainage channels	9 to 32 years
Facility improvements	12 to 61 year
Habitat	20 to 55 years
Landfill gas/environmental	3 to 71 years
Roads	7 to 49 years
Closure/other earthwork	16 to 56 years

No depreciation is provided on construction in progress until construction is completed and the asset is placed in service.

Maintenance and repair costs are expensed in the period incurred. Expenses that materially increase the capacity or efficiency or extend the useful life of an asset are capitalized and depreciated. Upon the sale or retirement of the capital asset, the cost and related accumulated depreciation, if applicable, are eliminated from the respective accounts and any resulting gain or loss is included in the Statement of Revenues, Expenses and Change in Fund Net Position.

#### LANDFILL CLOSURE AND POSTCLOSURE CARE COSTS

OC Waste & Recycling accrues a liability for anticipated costs of closing landfill sites plus the costs of monitoring and maintaining the sites during the postclosure periods. Because the closure expenses are accrued over the life of the operating landfills as the permitted air space of the landfills is consumed, the entire closure and postclosure care cost is recognized as an expense by the time the landfills stop accepting waste. OC Waste & Recycling accrues for the estimated costs of closing landfill sites over the estimated useful lives of the sites based on engineering studies and cost projections, and for the estimated costs of monitoring and maintaining the sites during the postclosure period.

# OC WASTE & RECYCLING

## NOTES TO FINANCIAL STATEMENTS (CONTINUED)

FOR THE YEAR ENDED JUNE 30, 2016  
(DOLLAR AMOUNTS IN THOUSANDS)

### NOTE 2 - DESCRIPTION OF REPORTING ENTITY AND SUMMARY OF SIGNIFICANT ACCOUNTING POLICIES (CONTINUED)

#### SELF-INSURANCE

OC Waste & Recycling participates in the County's self-insurance programs for general and automobile liability claims, workers' compensation claims, group health indemnified plans, group salary continuance plan, group dental plan, and unemployment benefits. Unpaid claim liabilities have been discounted and are accrued in these self-insurance programs based upon case reserves, development of known and incurred but not reported claims, including allocated and unallocated loss adjustment expenses. Also, OC Waste & Recycling participates in commercial insurance purchased for excess liability coverage, property coverage, and other risk exposures. OC Waste & Recycling records its portion of related self-insurance and commercial insurance premiums charged by the County as an expense. Insurance expense for the year ended June 30, 2016, was \$294.

#### COMPENSATED ABSENCES

Compensated employee absences (vacation, compensatory time off, performance incentive plan (PIP) time off, annual leave and sick leave) are accrued as an expense and liability when incurred.

#### NET POSITION

Net position is displayed in three distinct categories:

Net investment in capital assets represents the value of land, buildings, infrastructure, and equipment, net of depreciation, less debt related to the acquisition of those assets that is representative of the OC Waste & Recycling's equity in capital assets.

Restricted represents the value of the restricted assets on hand and pooled cash and investments of closure and postclosure care costs and other restrictions required in excess of the related and recognized liabilities. It is expected that future liabilities will be recognized to match the restricted assets on hand.

These monies are restricted by Federal and State legislation, and third parties for specific use within their categories. As of June 30, 2016, OC Waste & Recycling reported a restricted net position of \$43,225 for landfill closure and postclosure, landfill corrective action, Prima Deshecha/La Pata closure, and Frank R. Bowerman (FRB) landfill & aqua.

Unrestricted is the remaining amount of assets over liabilities available for operations and management discretion.

#### USE OF ESTIMATES

The preparation of financial statements in conformity with U.S. GAAP requires management to make estimates and assumptions that affect the amounts reported in the financial statements and accompanying notes. Actual results could differ from those estimates.

# OC WASTE & RECYCLING

## NOTES TO FINANCIAL STATEMENTS (CONTINUED)

FOR THE YEAR ENDED JUNE 30, 2016  
(DOLLAR AMOUNTS IN THOUSANDS)

---

### NOTE 2 - DESCRIPTION OF REPORTING ENTITY AND SUMMARY OF SIGNIFICANT ACCOUNTING POLICIES (CONTINUED)

#### USE OF RESTRICTED FUNDS

When both restricted and unrestricted assets are available for use, it is OC Waste & Recycling's policy to use restricted assets first, then unrestricted assets as they are needed.

### NOTE 3 - CASH AND INVESTMENTS

OC Waste & Recycling follows the County's policy guidelines for pooling its cash and investments with the County Treasurer. The County Treasurer abides by the Investment Policy Statement (IPS) in investing the Pool's monies.

#### POOLED CASH AND INVESTMENTS

As discussed in Note 2, the Treasurer maintains the Pool for the County and other non-County entities for the purpose of benefiting from economies of scale through pooled investment activities. At June 30, 2016, the Pool contains investments with an average maturity of 397 days. Interest is apportioned to individual funds based on the average daily balances on deposit with the Treasurer.

OC Waste & Recycling's cash and investments are combined with the County's pooled investments, and therefore, do not represent specific identifiable investments.

Total OC Waste & Recycling cash and investments at fair value as of June 30, 2016, were as follows:

Cash and investments pooled by the County Treasurer	\$	498,750
Imprest cash funds		35
Total cash and investments	\$	498,785

The County categorizes its fair value measurements within the fair value hierarchy established by generally accepted accounting principles. The hierarchy is based on the valuation inputs used to measure the fair value of the asset. Level 1 inputs are quoted prices in active markets for identical assets; Level 2 inputs are significant other observable inputs; Level 3 inputs are significant unobservable inputs. OC Waste & Recycling's share is 4.5% of the Pool. Investments in the investment pool are not subject within the level hierarchy.



# OC WASTE & RECYCLING

## NOTES TO FINANCIAL STATEMENTS (CONTINUED)

FOR THE YEAR ENDED JUNE 30, 2016  
(DOLLAR AMOUNTS IN THOUSANDS)

### NOTE 3 – CASH AND INVESTMENTS (CONTINUED)

#### INTEREST RATE RISK

The IPS serves as the formal policy for the Treasurer’s office and provides specific guidelines and limitations to mitigate interest rate risk. The IPS is reviewed and approved by the Board of Supervisors (Board) annually, and any amendments to the IPS must first be reviewed and approved by the Treasury Oversight Committee and then by the Board. The IPS is therefore considered formally adopted. The IPS was last adopted on December 15, 2015.

Interest rate risk refers to the risk that changes in interest rates will adversely affect the fair value of an investment. The County Treasurer manages exposure to declines in fair value by limiting the weighted average maturity (WAM) in accordance with the IPS.

As of June 30, 2016, the major classes of OC Waste & Recycling’s deposits and investments consisted of the following:

	Fair Value	Weighted Average Maturity (Years)
County Investment Pool	\$ 498,750	1.087

#### CUSTODIAL CREDIT RISK

For an investment, custodial credit risk is the risk that, in the event of the failure of the counterparty, the Department will not be able to recover the value of its investments or collateral securities that are in possession of an outside party. At year-end, OC Waste & Recycling’s external investment pools and specific investments did not have any securities exposed to custodial credit risk and the Treasurer did not have any securities lending during the year (or at year-end).

#### CREDIT RISK

The IPS sets forth the minimum acceptable credit ratings for investments from any two (2) of the following nationally recognized statistical rating organizations. For an issuer of short-term debt, the rating must be no less than A-1 (S&P), P-1 (Moody’s) or F-1 (Fitch), while an issuer of long-term debt shall be rated no less than an “A”. As of June 30, 2016, the County’s investments were in compliance with the IPS limits.

Additional information regarding the Pool, including the investment portfolio and related interest rate, custodial credit, credit and concentration of credit risks, is presented in Note 4 to the County’s Comprehensive Annual Financial Report (CAFR). The CAFR is available by accessing the Auditor-Controller’s website at <http://www.ac.ocgov.com>.

# OC WASTE & RECYCLING

## NOTES TO FINANCIAL STATEMENTS (CONTINUED)

FOR THE YEAR ENDED JUNE 30, 2016  
(DOLLAR AMOUNTS IN THOUSANDS)

---

### NOTE 4 – ACCOUNTS RECEIVABLE

Accounts receivable accounts as of June 30, 2016, were as follows:

Imported waste disposal fees	\$	2,053
County of Orange (In-county) waste disposal fees		7,536
Miscellaneous		886
Allowance for estimated uncollectible receivables		(1)
Total accounts receivable	\$	10,474

### NOTE 5 – PREPAID COSTS

OC Waste & Recycling prepaid \$4,073 for FY 2016-17, for pension obligations to the Orange County Employees Retirement System (OCERS) in January 2016. As part of the County-wide plan, the prepayment allowed OC Waste & Recycling a savings of \$236, based on the discount rate of 5.48%. The prepaid cost is recognized in the fiscal year during which services are provided. Due to the difference in the County's fiscal year end date and the net pension liability measurement date, half of the prepaid pension contribution is recognized as deferred outflows of resources, and the other half will remain as a prepaid costs. Prepaid costs, net of amortization reported in the accompanying Statement of Fund Net Position, is \$2,037 for 2016.

For additional details on prepaid costs, refer to the County's CAFR at the Auditor-Controller's website at <http://www.ac.ocgov.com>.

### NOTE 6 – DEPOSITS IN-LIEU OF CASH

OC Waste & Recycling requires security deposits from landfill deferred payment program users. These security deposits are comprised primarily of certificates of deposit and security bonds, which are held by OC Waste & Recycling. The balance for deposits in-lieu of cash as of June 30, 2016, was \$16,571.

# OC WASTE & RECYCLING

## NOTES TO FINANCIAL STATEMENTS (CONTINUED)

FOR THE YEAR ENDED JUNE 30, 2016  
(DOLLAR AMOUNTS IN THOUSANDS)

### NOTE 7 – ADVANCE TO GENERAL FUND AND SHERIFF-CORONER FOR COUNTY PROJECTS

On June 23, 2009, the Board adopted Resolution 09-090 authorizing the temporary transfer of monies to the County General Fund from OC Waste & Recycling in order to meet County cash flow shortages or deficits.

Since October 2009, the Board has issued resolutions authorizing the County to borrow monies from OC Waste & Recycling for part of the costs associated with the upgrades of various County Information Technology projects. In June 2014, the Board issued Resolution 14-060 identifying new projects that may require borrowing monies from OC Waste & Recycling, including the Sheriff-Coroner Department’s Musick Jail Capital Project.

Repayment of the amount to be borrowed includes interest. The actual amount repaid from the County General Fund in FY 2015-16 was \$783. The outstanding balance as of June 30, 2016, was \$1,567 from the County General Fund and \$4,000 from the Sheriff-Coroner for a total of \$5,567.

On June 23, 2015, by Resolution 15-064, the Board authorized the borrowing up to \$180,000 for FY 2015-16.

### NOTE 8 – INTERFUND RECEIVABLES AND PAYABLES

The composition of interfund balances as of June 30, 2016, was as follows:

Due From/To Other Funds of the County:

Receivable Fund	Payable Fund		
Waste Management	General	\$	3,024
Waste Management	Roads		48
Waste Management	Flood Control District		316
Total Due from Other Funds:			3,388
Waste Management	General		1,567
Waste Management	Sheriff-Coroner		4,000
Total Advances to Other Funds:			5,567
General	Waste Management		1,884
Roads	Waste Management		421
Flood Control District	Waste Management		2
Other Governmental Funds	Waste Management		10
Internal Service Funds	Waste Management		18
Total Due to Other Funds:			\$ 2,335

# OC WASTE & RECYCLING

## NOTES TO FINANCIAL STATEMENTS (CONTINUED)

FOR THE YEAR ENDED JUNE 30, 2016  
(DOLLAR AMOUNTS IN THOUSANDS)

### NOTE 8 – INTERFUND RECEIVABLES AND PAYABLES (CONTINUED)

Amounts payable to the County General Fund include net importation revenue to pay bankruptcy related obligations in accordance with the County's Plan. Amounts receivable from the Flood Control District Fund is for disposal charges. The interfund loans represent an advance made to the County General Fund and Sheriff-Coroner Department from OC Waste & Recycling for various county projects. Refer to Note 7, Advance to General Fund and Sheriff-Coroner for the County Projects, for additional information.

### NOTE 9 – CAPITAL ASSETS

Capital asset activities for the year ended June 30, 2016, were as follows:

	Balance June 30, 2015	Additions	Deductions	Balance June 30, 2016
<b>Capital Assets, Not Depreciated/Amortized</b>				
Land	\$ 22,164	\$ -	\$ -	\$ 22,164
Construction in progress	49,868	25,219	(61,850)	13,237
Intangible assets in progress	67	168	-	235
<b>Total Capital Assets, Not Depreciated/Amortized</b>	<b>72,099</b>	<b>25,387</b>	<b>(61,850)</b>	<b>35,636</b>
<b>Capital Assets, Depreciable/Amortizable</b>				
Buildings and improvements	24,409	-	-	24,409
Equipment	66,308	7,016	(3,791)	69,533
Infrastructure	312,899	63,321	-	376,220
Software	592	34	-	626
<b>Total Capital Assets, Depreciable/Amortizable</b>	<b>404,208</b>	<b>70,371</b>	<b>(3,791)</b>	<b>470,788</b>
<b>Less Accumulated Depreciation/Amortization</b>				
Buildings and improvements	(10,550)	(908)	-	(11,458)
Equipment	(47,244)	(4,850)	3,611	(48,483)
Infrastructure	(170,666)	(9,419)	-	(180,085)
Software	(63)	(92)	-	(155)
<b>Total Accumulated Depreciation/Amortization</b>	<b>(228,523)</b>	<b>(15,269)</b>	<b>3,611</b>	<b>(240,181)</b>
<b>Total Capital Assets, Depreciable/Amortizable, Net</b>	<b>175,685</b>	<b>55,101</b>	<b>(180)</b>	<b>230,606</b>
<b>Total Capital Assets, Net</b>	<b>\$ 247,784</b>	<b>\$ 80,488</b>	<b>\$ (62,030)</b>	<b>\$ 266,242</b>

Total depreciation and amortization expense for the year ended June 30, 2016 was \$15,269.

# OC WASTE & RECYCLING

## NOTES TO FINANCIAL STATEMENTS (CONTINUED)

FOR THE YEAR ENDED JUNE 30, 2016  
(DOLLAR AMOUNTS IN THOUSANDS)

### NOTE 9 – CAPITAL ASSETS (CONTINUED)

#### CONSTRUCTION IN PROGRESS

Construction in progress consists of projects for drainage systems, water irrigation and collection systems, gas collection systems, monitoring systems, truck scales automatic systems, landfill grading and re-vegetation. The projects at June 30, 2016, were as follows:

#### Landfills

##### Frank R. Bowerman (FRB)

FRB Phase VIII B-1 Liner	\$ 10,152
FRB Phase VIII B-2 Soil Buttress and Liner	805

##### Olinda Alpha (OAL)

OAL Front Slope Improvement Project - Phase 2	1,108
---	-------

##### San Juan Capistrano (Prima)

Prima Zn 1 Phase D1 Mass Excavation	788
-------------------------------------	-----

##### Other

	384
Total construction in progress	\$ 13,237

#### CONSTRUCTION CONTRACTS

OC Waste & Recycling entered into various major construction contracts to facilitate its landfill operations. At June 30, 2016, OC Waste & Recycling is committed to open construction contracts for the following project:

Description	Remaining Commitments
FRB Phase VIII B-1 Liner	\$ 1,779

# OC WASTE & RECYCLING

## NOTES TO FINANCIAL STATEMENTS (CONTINUED)

FOR THE YEAR ENDED JUNE 30, 2016  
(DOLLAR AMOUNTS IN THOUSANDS)

---

### NOTE 10 – DEFINED BENEFIT PENSION PLAN

Plan: All full-time employees of OC Waste & Recycling participate in the Orange County Employees Retirement System (OCERS), a cost-sharing multiple-employer public employee retirement system. OCERS issues a stand-alone annual financial report each year ending December 31, which can be obtained online at [www.ocers.org](http://www.ocers.org), in writing to the Orange County Employees Retirement System, 2223 Willington Avenue, Santa Ana, California 92701, or by calling (714) 558-6200.

OCERS provides for retirement, death, disability, and cost-of-living benefits. Under OCERS, each employee receives a defined-benefit pension at retirement; that is, a specific amount per month determined in accordance with the Retirement Law, which amount is not dependent upon the amount of money credited to the employee's account at the time of retirement. The OCERS Board of Retirement (OCERS Board) does not set the benefit amounts. OCERS administers benefits that are set by the Board through the collective bargaining process with County employees in accordance with the Retirement Law.

Contributions: In accordance with various Board resolutions, the County's funding policy is to make periodic contributions to OCERS in amounts such that, when combined with employee contributions and investment income, will fully provide for member benefits by the time they retire. Covered employees are required to contribute a percentage of their annual compensation to OCERS as a condition of employment. Base employee contributions are calculated using a formula defined in the Retirement Law. Employer contributions are based on what is needed to properly fund the system. The Retirement Law, however, does allow employers and employees to negotiate some variation in who pays the contributions. OCERS' responsibility is to make certain the total required contribution is paid, regardless of how the employers and employees share the cost. For the year ended June 30, 2016, employer's contributions as a percentage of covered payrolls was 37.38% for General Members. OCERS' total contribution to OCERS for the year ended June 30, 2016, was \$4,227.

Effective July 1, 2005, as part of collective bargaining agreements with County employees, most General Members who work for the County (approximately 14,000) became eligible for the benefit formula of 2.7% of the member's "final compensation" for each year of service rendered at age 55. "Final compensation" for the purpose of calculating pension benefits can mean not only base salary, but also other components according to the California Supreme Court 1997 Ventura decision. In collective bargaining agreements with General Members, the employee associations agreed that current employees pay the costs of the difference between retirement benefits at the prior formulas and the 2.7% at 55 formula. New employees hired after May 7, 2010, have the option of selecting either 2.7% at 55 or 1.62% at 65. Employee contributions under current contracts are calculated on base salary, eligible premium pay and some categories of overtime as defined in the 1997 Ventura decision.

On September 12, 2012, the Governor signed the Public Employees' Pension Reform Act (PEPRA) of 2013. PEPRA created a new pension retirement formula, commonly referred to as 2% at 62 retirement formula, for all new non-safety public employees hired on or after January 1, 2013. PEPRA also allowed a public employer to continue to offer another retirement formula, if offered before December 31, 2012, to new public employees if the retirement formula has a lower benefit factor at normal retirement age and results in a lower normal cost than the 2% at 62 PEPRA retirement formula. On December 18, 2012, the Board approved and adopted the 1.62% at 65 retirement formula for certain general (non-safety) public employees hired on or after January 1, 2013.

OC Waste & Recycling's total payroll expense was \$16,005 and the covered employees payroll participating in OCERS was \$15,995 for the year ended June 30, 2016.



**OC WASTE & RECYCLING**  
**NOTES TO FINANCIAL STATEMENTS (CONTINUED)**  
 FOR THE YEAR ENDED JUNE 30, 2016  
 (DOLLAR AMOUNTS IN THOUSANDS)

**NOTE 10 – DEFINED BENEFIT PENSION PLAN (CONTINUED)**

NET PENSION LIABILITY, PENSION EXPENSE, DEFERRED OUTFLOWS OF RESOURCES, AND DEFERRED INFLOWS OF RESOURCES RELATED TO PENSION:

The County reported a liability of \$4,394,812 for its proportionate share of the net pension liability (NPL) at June 30, 2016. OC Waste & Recycling’s allocated share of the County’s NPL is \$52,049, which is based on its percentage of covered payroll.

OC Waste & Recycling recognized pension expense of \$691 for the year ended June 30, 2016, which represents the change in the NPL during the measurement period, adjusted for actual contributions and deferred recognition of changes in investment gain/loss, actuarial assumptions, and plan benefits. The total deferred outflows of resources and deferred inflows of resources related to pensions at June 30, 2016, was \$12,825 and \$5,377, respectively. Deferred outflows of resources and deferred inflows of resources represent the unamortized portion of changes to NPL to be recognized in future periods in a systematic and rational manner

	Deferred Outflows of Resources	Deferred Inflows of Resources
Net Difference Between Projected and Actual Investment		
Earnings on Pension Plan Investments	\$ 7,207	\$ -
Differences Between Expected and Actual Experience	-	3,549
Changes of Assumptions	1,125	1,827
Changes in Proportion and Differences Between Employer		
Contributions and Proportionate Share of Contributions	66	1
County contributions subsequent to the measurement date	2,390	-
County Prepaid Pension Contribution	2,037	-
<b>Total</b>	<b>\$ 12,825</b>	<b>\$ 5,377</b>

Amounts, provided by OCERS’ actuarial study reported as deferred outflows of resources and deferred inflows of resources related to pension will be recognized as follows:

Year ending June 30:	
2017	\$ 989
2018	989
2019	989
2020	488
2021	(409)
2022	(18)
Thereafter	-

For additional details on the defined benefits pension plan, actuarial assumptions, funded status of the plan and required supplemental information, refer to the County’s CAFR at the Auditor-Controller’s website at <http://www.ac.ocgov.com>.

# OC WASTE & RECYCLING

## NOTES TO FINANCIAL STATEMENTS (CONTINUED)

FOR THE YEAR ENDED JUNE 30, 2016  
(DOLLAR AMOUNTS IN THOUSANDS)

### NOTE 11 – POSTEMPLOYMENT HEALTH CARE BENEFITS

Plan: OC Waste & Recycling is a participant in the County of Orange's Third Amended Retiree Medical Plan (Retiree Medical Plan). The Retiree Medical Plan is a single employer defined benefit Other Post-Employment Benefit (OPEB) plan, intended to assist career employees in maintaining health insurance coverage following retirement from County service. The Retiree Medical Plan was established by the Board. The Board is also the authority for amending the Retiree Medical Plan. Eligible retired County employees receive a monthly grant (Grant), which helps offset the cost of monthly County-offered health plans and/or Medicare A and/or B premiums.

In order to be eligible to receive the Grant upon retirement, the employee must have completed at least 10 years of continuous County service (although exceptions for disability retirements exist), be enrolled in a County sponsored health plan and/or Medicare, qualify as a retiree as defined by the Retiree Medical Plan and be able to receive a monthly benefit payment from the OCERS. To qualify as a retiree as defined by the Retiree Medical Plan, the employee upon retirement must be at least 50 years of age or have at least 20 years of service for a safety member of OCERS or at least 30 years of service for a general member of OCERS.

In addition to the Grant, the Retiree Medical Plan provides a frozen lump sum payment to terminated employees not eligible for the Grant. The frozen lump sum payment is equal to 1% of the employee's final average hourly pay (as defined in the Retirement Medical Plan) multiplied by the employee's qualifying hours of service (as defined) since the Retiree Medical Plan's effective date.

Funding Policy: As an enterprise fund of the County, OC Waste & Recycling is currently setting aside an actuarially determined contribution of 4% of its payroll for the Retiree Medical Plan. OC Waste & Recycling's contribution was \$640 for the year ended June 30, 2016, which is 100% of the annual required contribution.

For additional details on the Retiree Medical Plan, actuarial assumptions, funded status of the plan and required supplemental information, refer to the County's CAFR at the Auditor-Controller's website at <http://www.ac.ocgov.com>.

### NOTE 12 - LONG-TERM OBLIGATIONS

Long-term liability activities for the year ended June 30, 2016, were as follows:

Long-Term Liabilities	Balance July 1, 2015	Additions	Reductions	Balance June 30, 2016	Due Within One Year
Compensated absences	\$ 2,736	\$ 2,324	\$ (2,309)	\$ 2,751	\$ 1,417
Capital asset obligation	-	20	-	20	7
Closure and postclosure care costs	159,045	4,288	(2,658)	160,675	2,659
Pollution remediation obligation	11,738	18	(566)	11,190	449
Total long-term liabilities	\$ 173,519	\$ 6,650	\$ (5,533)	\$ 174,636	\$ 4,532

# OC WASTE & RECYCLING

## NOTES TO FINANCIAL STATEMENTS (CONTINUED)

FOR THE YEAR ENDED JUNE 30, 2016  
(DOLLAR AMOUNTS IN THOUSANDS)

### NOTE 13 - ACCRUED CLOSURE AND POSTCLOSURE CARE COSTS

State laws and regulations require OC Waste & Recycling to place final covers on its landfill sites when the landfills stop accepting waste, and to perform certain postclosure maintenance and monitoring functions at the site for a minimum of 30 years after closure. Although closure and postclosure care costs will be paid only near or after the date each respective landfill stops accepting waste, OC Waste & Recycling reports a portion of these closure and postclosure care costs as an operating expense in each period based on the landfill capacity used as of each Net Position date.

OC Waste & Recycling owns or operates the following waste disposal sites:

- Frank R. Bowerman (FRB) (Irvine – Active)
- Olinda Alpha (Brea – Active)
- Prima Deshecha (San Juan Capistrano – Active)
- Santiago Canyon (Orange – Ceased accepting waste in 1996, final closure certification in 2005)
- Coyote Canyon (Newport Beach – Ceased accepting waste in 1990, final closure certification in 1995)

The total landfill closure and postclosure care liability at June 30, 2016, was \$160,675. The total liability represents the cumulative amount accrued based on the percentage of the active landfill capacities that have been used to date (30.38% for FRB, 78.70% for Olinda Alpha and 20.16% for Prima Deshecha), less actual costs paid related to both closure, and postclosure of the Santiago and Coyote Canyon landfills. OC Waste & Recycling will recognize the remaining estimated cost of closure and postclosure care of \$179,764 as the remaining estimated capacity is filled. These amounts are based on what it would cost to perform all closure and postclosure care in 2015 dollars (using the 2015 inflation factor of 1.010). OC Waste & Recycling has enough landfill capacity to operate the system for a minimum of 25 years. However, OC Waste & Recycling intends to operate the landfills well beyond this period as a result of approved and planned expansions.

In compliance with Title 27 – Environmental Protection of California Code of Regulations, OC Waste & Recycling makes annual cash contributions to its escrow funds to provide financial assurance for estimated future landfill closure costs based on the GASB Statement No. 18 formula which is adjusted annually by the Cal Recycle provided CPI factor. Also in compliance with regulations, OC Waste & Recycling has executed pledge of revenue agreements to provide financial assurance for estimated future landfill postclosure maintenance costs. The agreements state that OC Waste & Recycling pledges revenue from future gate fees deposited to pay for estimated postclosure maintenance or shall obtain alternative coverage within 60 days if OC Waste & Recycling ceases at any time to retain control of its ability to allocate pledged revenue to pay postclosure maintenance costs. OC Waste & Recycling has proactively pre-funded this cost based on the state mandated formula that computes landfill capacity as a percentage of the total landfill capacity times the total estimated cost for postclosure maintenance. The estimated costs for future closure and postclosure maintenance are annually adjusted based on state provided inflation factors. The state mandated formula under which contributions to both closure and postclosure funds are calculated would provide for the accumulation of sufficient cash to cover all estimated costs when each landfill site reaches maximum capacity. If additional costs for closure or postclosure maintenance are determined due to changes in technology or higher regulatory requirements these costs may need to be covered by increasing the amount charged to landfill customers.

As of June 30, 2016, a total of \$90,848 has been set aside for estimated closure and postclosure costs and is included in the accompanying Statement of Net Fund Position as Restricted Pooled Cash/Investments – Closure and Postclosure Care Costs.

# OC WASTE & RECYCLING

## NOTES TO FINANCIAL STATEMENTS (CONTINUED)

FOR THE YEAR ENDED JUNE 30, 2016  
(DOLLAR AMOUNTS IN THOUSANDS)

---

### NOTE 13 - ACCRUED CLOSURE AND POSTCLOSURE CARE COSTS (CONTINUED)

Regulations governing solid waste management are promulgated by government agencies on the federal, state and local levels. These regulations address the design, construction, operation, maintenance, closure and postclosure maintenance of various types of facilities, acceptable and prohibited waste types, and inspection, permitting, environmental monitoring and solid waste recycling requirements. Regulations at both the state and federal levels could impose retroactive liability, particularly with respect to cleanup activities relating to any landfill site ever operated by the County, whether or not owned by the County. Thus, the County has potential liability with respect to every landfill ever operated by the County. Compliance with these regulations may be costly, and, as more stringent standards are developed to protect the environment, these costs could increase. Refer to Note 14, Pollution Remediation Obligations and Note 15, Commitments and Contingencies for additional discussion.

### NOTE 14 - POLLUTION REMEDIATION OBLIGATIONS

GASB Statement No. 49, "Accounting and Financial Reporting for Pollution Remediation Obligations," requires government agencies to identify and disclose current and potential pollution remediation obligations. Five (5) closed sites were identified and the remediation costs and time periods were calculated for each of these sites based upon the type of remediation needed and historical trend data for closed landfill sites. The combined pollution remediation obligation ending balance for the year ended June 30, 2016, after deducting actual pollution remediation expenses incurred during fiscal year 2016 is \$11,190.

#### CANNERY FORMER REFUSE DISPOSAL STATION

A park owned by the City of Huntington Beach (City) and an elementary school playground are located on a site that was formerly used as a refuse disposal station operated by the County from 1957 to 1969. Levels of methane gas that exceed regulatory limits were detected on the property. The Local Enforcement Agency (LEA) issued a Notice and Order to the City, requiring the City to remedy the landfill gas exceedances and to control potential offsite migration of landfill gases. In response to the LEA's Notice and Order, the City and the Huntington Beach City School District (School District) issued the Notices of Intent to Sue under RCRA and CERCLA to the County in 2004. Under an agreement with the County, the City and School District claims were tolled until June 2006.

The City, County and School District entered into a Settlement Agreement in 2007 whereby the City would be responsible for maintaining the cover of the former disposal site and the County would assume responsibility for the collection and control of landfill gas.

Based on engineering estimates and existing contracts for the operation and maintenance of other disposal sites of a similar size, the age of the site, the length the wastes have been buried and other factors, the County anticipates that the landfill gas collection system will operate fully for 15 years. The anticipated costs to operate, maintain and monitor the landfill gas collection system over the remaining anticipated operational period is \$44.

**OC WASTE & RECYCLING**  
NOTES TO FINANCIAL STATEMENTS (CONTINUED)  
FOR THE YEAR ENDED JUNE 30, 2016  
(DOLLAR AMOUNTS IN THOUSANDS)

---

**NOTE 14 – POLLUTION REMEDIATION OBLIGATIONS (CONTINUED)**

**LANE ROAD FORMER REFUSE DISPOSAL STATION**

The site located in the City of Irvine and owned by NGP Realty Sub, L.P. and others, was leased and operated by the County as a refuse disposal facility from 1961 until its closure in 1964. An investigation revealed that landfill gas is present above regulatory limits in close proximity to residential housing units. The LEA issued a Notice and Order to the property owner requiring them to remedy the landfill gas exceedances, and to control potential offsite migration of landfill gases. In response to the LEA's Notice and Order, a claim was filed with the County Executive Office (CEO) Risk Management. The County entered into a Settlement Agreement with the property owner in 2005. Per terms of that Settlement Agreement, the County funded the construction of a landfill gas collection and control system, including a carbon treatment element, for the eastern portion of the site. After verification that the system was operating as planned, the County assumed ownership of the system and responsibility for its operation, maintenance and monitoring in 2008. Also in 2008, it was discovered that landfill gas was elevated in the northern portion of the site. Pursuant to the Settlement Agreement, the County designed and constructed an upgrade and enhancement to the existing landfill gas system to control landfill gas migration on the northern portion of the site.

Based on engineering estimates and existing contracts for the operation and maintenance of other similar disposal sites, the County anticipates that the landfill gas collection system will operate fully for 25 years, then will most likely either no longer be required or will be converted to a passive system. The cost for the operation, maintenance and monitoring of the system was highest in the first full year of operation when the carbon canisters needed more regular replacement. For each subsequent year of operation, the cost will be reduced due to less frequent carbon swapping and due to anticipated alternative monitoring requirements. The cost to operate and maintain the landfill gas collection system at the site for the next year of operation is \$310. The anticipated costs to operate, maintain and monitor the landfill gas collection system over the remaining anticipated operational period is \$2,694.

**SAN JOAQUIN FORMER REFUSE DISPOSAL STATION**

The site, owned by the University of California at Irvine (University), was leased and operated by the County as a refuse disposal facility from 1954 to 1961. In 1996, a portion of the site was sold to the U.S. Food and Drug Administration. Levels of methane gas that exceed regulatory limits were detected on the property. As both parties expressed an interest in avoiding costly litigation, the County entered into negotiations to cooperatively address site concerns, resulting in a Cooperative Agreement with the University that was approved by the Board in May 2005. Pursuant to the Cooperative Agreement, the County constructed a landfill gas collection and control system, including a carbon treatment element.

The County retains responsibility for the operation, maintenance, and monitoring of that system. Based on engineering estimates and existing contracts for the operation and maintenance of similar disposal sites, the County anticipates that the landfill gas collection system will operate fully for 15 years. The cost to operate and maintain the landfill gas collection system at the site for the next year of operation is \$135. The remaining obligation for landfill gas remediation at the San Joaquin site over the anticipated operational period is \$952.

# OC WASTE & RECYCLING

## NOTES TO FINANCIAL STATEMENTS (CONTINUED)

FOR THE YEAR ENDED JUNE 30, 2016  
(DOLLAR AMOUNTS IN THOUSANDS)

---

### NOTE 14 – POLLUTION REMEDIATION OBLIGATIONS (CONTINUED)

#### LA VETA FORMER REFUSE DISPOSAL STATION

Located in the City of Orange, La Veta is a former burn, dump and refuse disposal station leased to and operated by the County from 1946 to 1956. The site has multiple owners and was developed into a YMCA facility, apartments, a mobile home park and a small amount of open space. Recently, the County learned that the California Department of Toxic Substances Control (DTSC) and the United States Environmental Protection Agency had previously performed limited soil and groundwater testing at the site. According to DTSC, the results of these tests indicate that further site assessment is warranted.

DTSC requested that the County enter into a Voluntary Cleanup Agreement with DTSC. In lieu of entering into a Voluntary Cleanup Agreement, the County conducted a series of additional site investigations and assessments. Based on the findings of the site investigations, YMCA is performing required methane monitoring. The County reimburses the YMCA for the costs associated with the monitoring efforts, and are accrued as estimable at June 30, 2016.

In addition, the findings of site investigations identified the existence of subsurface refuse extending laterally onto a single-family residence located within the lease boundaries of the former La Veta solid waste disposal site, and immediately adjacent to land owned by the YMCA (also covering a portion of the former disposal site). Buried waste was discovered under part of the back yard of the residence, which includes a swimming pool. Since then, CalRecycle and the LEA have required continuous methane monitoring at the property. The current owners have not cooperated with County or regulator attempts to monitor or remediate potential pollution of the property.

The County will continue to attempt to work with the property owner to ensure that the property is maintained and monitored in a manner that is consistent with the former use of the property as a municipal solid waste disposal facility.

#### FORSTER FORMER REFUSE DISPOSAL STATION

The site, located in the City of San Juan Capistrano, was formerly leased and operated as a refuse disposal station by the County from 1958 to 1976. The current owner, Advanced Group 99-SJ, is proposing a change in land use for the property and has notified the County of its position that the County is responsible for re-closure of the site to meet current commercial and redevelopment requirements. The County disputes responsibility for site development related costs. In early 2010, the City of San Juan Capistrano approved the proposed project and certified the Environmental Impact Report (EIR). The EIR was a subject of a citizen's referendum that ultimately resulted in affirmation of the proposed project. Subsequent to the City approval of the proposed development plan, Advanced Group 99-SJ and the County entered into negotiations to resolve issues related to environmental responsibility at the site. These negotiations resulted in a settlement agreement and release of claims, brought about by a threat of litigation over the CEQA approvals. The settlement and release will permit the development of the site, with monies paid by the County for environmental controls to be installed at the site, an operation and maintenance fund and for environmental insurance, subject to conditions such as obtaining grading permits for the site for its actual development. In exchange, indemnification and environmental releases were provided by the developer to the County.

The obligation by the County for environmental infrastructure and controls at the site as agreed upon in the Settlement Agreement is \$7,500. The entire sum is expected to be released within a five (5) year period, but is dependent upon actions by the owner and regulatory approvals for the project. The County will continue to incur additional costs for work related to the County's current obligation to monitor the groundwater underlying the site. This responsibility will be transferred to the



**OC WASTE & RECYCLING**  
NOTES TO FINANCIAL STATEMENTS (CONTINUED)  
FOR THE YEAR ENDED JUNE 30, 2016  
(DOLLAR AMOUNTS IN THOUSANDS)

---

**NOTE 14 – POLLUTION REMEDIATION OBLIGATIONS (CONTINUED)**

site owner upon completion of one of the settlement agreement milestones, but due to the uncertainty of specific timing, the County is unable to fully estimate the remaining ground water obligations.

The remaining balance for landfill gas remediation at the Forster site is \$7,500. Distribution of these funds will occur over time, based on specific milestones in the development of the site.

**NOTE 15 – COMMITMENTS AND CONTINGENCIES**

**COMMITMENTS UNDER OPERATING LEASES**

OC Waste & Recycling leases various equipment used at the waste disposal sites on a short-term basis and office space under operating leases, which are primarily on a month-to-month basis. Total future minimum lease payments under non-cancelable lease agreements with terms greater than one (1) year as of June 30, 2016, are not significant.

**CONTINGENCIES**

As the owner and/or operator of a number of active and former solid waste disposal sites, OC Waste & Recycling has potential exposure to environmental liability even though these sites have not incurred obligating events like those sites identified in Note 14. Many of the former disposal sites were operated under lease agreements with the property owners. OC Waste & Recycling may be required to perform corrective action at any of its current or former refuse disposal stations and landfills, irrespective of past or current County ownership of the site. OC Waste & Recycling completed preliminary environmental site assessments for the former solid waste disposal sites with their Closed Landfills Environmental Assessment and Response (CLEAR) Project. On the basis of information currently available, management believes it has sufficient reserves for known and potential remediation costs. At June 30, 2016, amounts classified in unrestricted net position totaled \$246,810.

**NOTE 16 – MAJOR CUSTOMERS**

Disposal fees from three (3) major customers accounted for revenues of approximately \$24,304, \$18,184, and \$16,437 during the year ended June 30, 2016.





300 N. FLOWER STREET, SUITE 400  
SANTA ANA, CA 92703  
(714) 834-4000  
[WWW.OCLANDFILLS.COM](http://WWW.OCLANDFILLS.COM)



GRAND COUNTY  
Waste & Recycling  
Our Community. Our Commitment.

2016 ANNUAL REPORT  
**OC WASTE & RECYCLING**  
10-YEAR FORECAST



# OC WASTE & RECYCLING

## TEN-YEAR FINANCIAL FORECAST

---

### HIGHLIGHTS OF TEN-YEAR FINANCIAL FORECAST

OC Waste & Recycling is responsible for the administration and management of Orange County's solid waste disposal system. The Department is organized as an enterprise fund and is primarily supported by revenues from disposal fees that are charged to customers. OC Waste & Recycling receives no tax revenues or County General Fund contributions to support its operations.

System tonnage (includes in-County and importation tonnage) received in FY 2015/16 was 4.77 million tons, consisting of 2.96 million tons in-County and 1.81 million tons from importation sources. In-County and importation tonnage is forecasted at approximately 3.04 million tons and 1.7 million tons, respectively, in FY 2016/17. A decline is projected for the forecasted period (Table A. System Tonnage) due to the possible impact of state regulations regarding increased diversion, restrictions on types of tonnage disposed at the landfills, and the scheduled closure of the Olinda Alpha Landfill in FY 2021/22.

In April 2016, OC Waste & Recycling, in collaboration with the Orange County cities, successfully amended the Waste Disposal Agreements and received approval by the Orange County Board of Supervisors. This amendment provided an extension from June 30, 2020 through June 30, 2025 for the agreements and included an extension of importation through the term of the agreements providing a valuable revenue source for both the County and the Orange County cities.

The Ten-Year Forecast included in this Annual Report is for the FY 2016/17 through FY 2025/26 period. The forecast includes the assumption that the Olinda Alpha Landfill in Brea will close by December 31, 2021, per the existing Solid Waste Facility Permit with CalRecycle. As of this report publication date, OC Waste & Recycling continues to work closely with the City of Brea to extend the operation of the landfill beyond that date to meet the available capacity for waste collection and continue to provide a valuable public service. The 2021 closure assumption of the Olinda Alpha Landfill included in this forecast impacts OC Waste & Recycling's tonnage projections. Because of permitted and contractual limits as to how much tonnage is allowed to be disposed, the forecast includes an assumption that if the Olinda Alpha Landfill were to close in 2021, there may not be an ability to continue the full acceptance of all available importation tons at the other Orange County landfills.

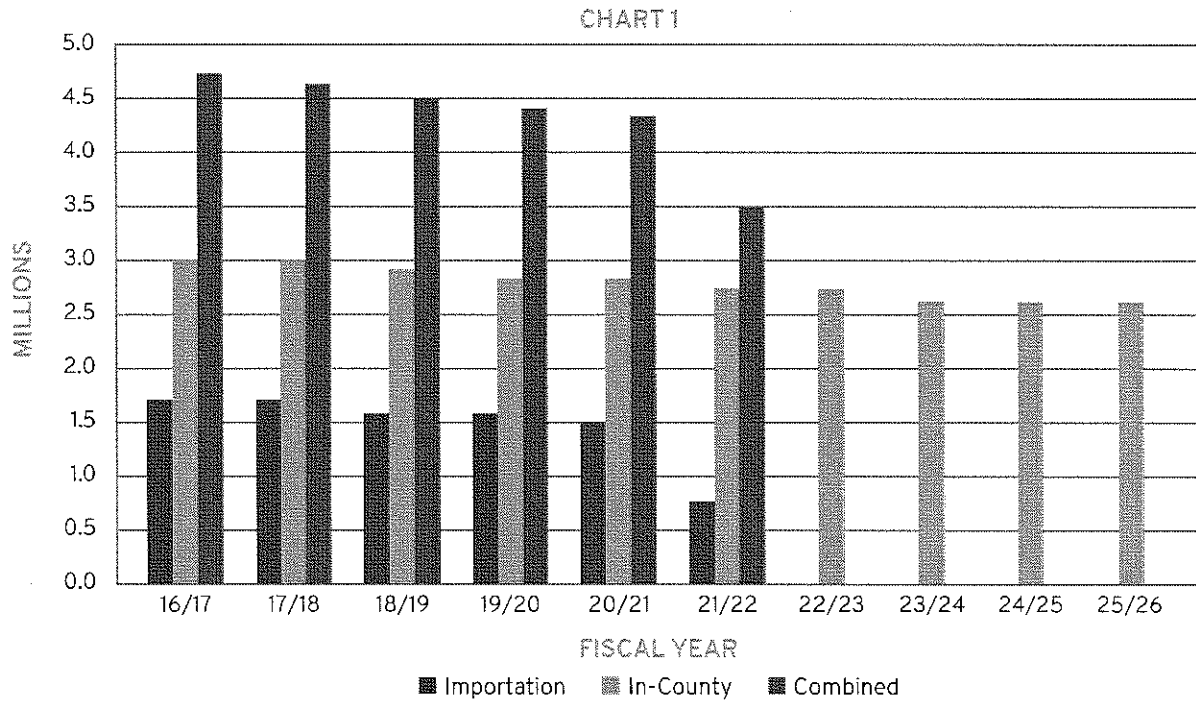
System expenses include significant capital project costs related to the future development of the landfill system throughout the forecasted period (Table C. System Expenses). Expenses are projected to be higher than revenues in the years with large capital projects (CHART 2). OC Waste & Recycling will strategically utilize reserves as well as maximize operational efficiencies and monitor expenditures to decrease the shortfall. In addition, OC Waste & Recycling's long term financial strategy includes the pursuit of waste management alternatives, such as renewable and conversion technologies, and other revenue options.

The schedule following CHART 1 and CHART 2 provides a two-year summary of audited financial data for fiscal years ended June 30, 2016 and 2015, respectively. In addition, detailed schedules for tonnage, revenues, expenses, cash reserves and accrued closure and postclosure liabilities for the ten-year forecast period are presented (Tables A through K).

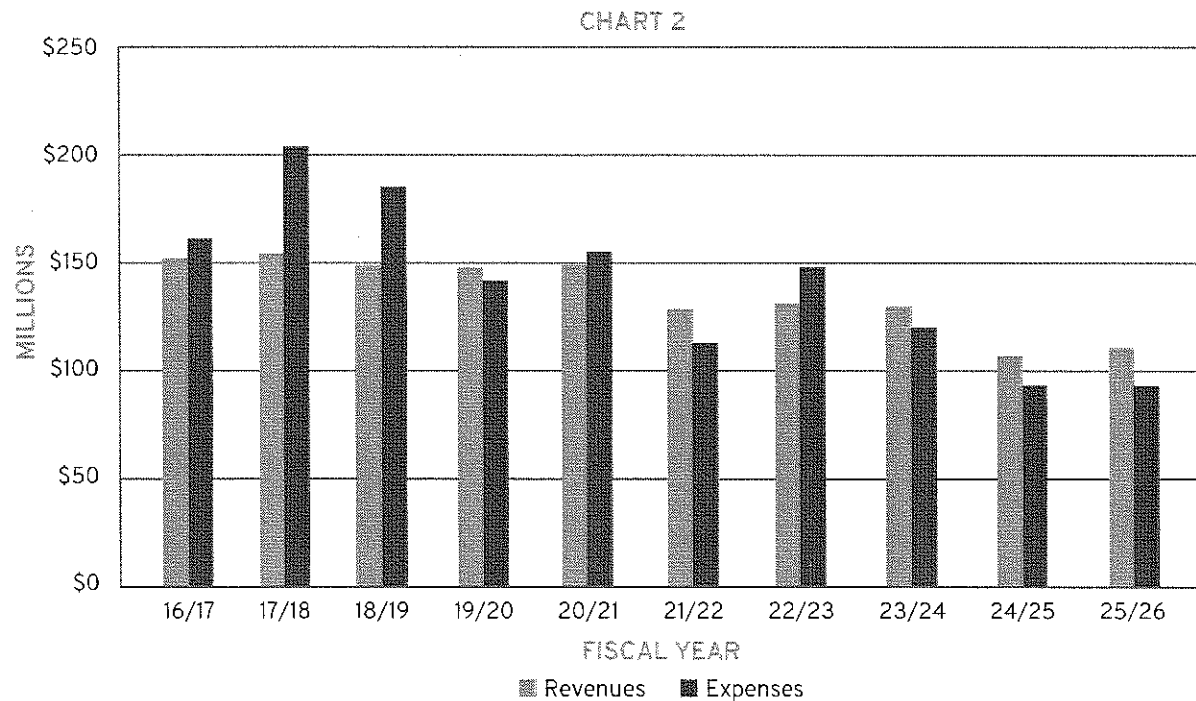
# OC WASTE & RECYCLING

## TEN-YEAR FINANCIAL FORECAST

SYSTEM TONNAGE



SYSTEM FINANCIAL PROJECTIONS - FUNDS 273, 285 AND 299





# OC WASTE & RECYCLING

## TEN-YEAR FINANCIAL FORECAST (CONTINUED)

### TONNAGE & FINANCIAL DATA FOR FISCAL YEARS ENDING JUNE 30, 2016 & 2015

#### DISPOSAL WASTE TONNAGE\*

	6/30/16	6/30/15
In-County	2,965,581	2,873,677
Importation	1,806,950	1,707,583
Total System Tonnage	4,772,531	4,581,260

#### STATEMENTS OF REVENUES & EXPENSES FOR THE YEARS ENDED JUNE 30, 2016 & 2015\*\*

	6/30/16	6/30/15
Total Revenues	\$ 152,630,747	142,250,340
Total Expenses	\$ 117,668,398	\$ 89,118,421
Change in Net Position	\$ 34,962,349	\$ 53,131,919

#### CASH BALANCES

	6/30/16	6/30/15
Enterprise/Operating Fund	\$ 166,844,745	\$ 145,962,907
Capital Project Fund	\$ 15,725,391	\$ 24,592,643
Corrective Action Escrow Fund	\$ 8,214,988	\$ 8,152,633
Environmental Reserve Fund	\$ 72,888,914	\$ 70,952,904
Deferred Payment Security Deposits Fund	\$ 546,553	\$ 544,561
Habitat Mitigation Escrow Funds	\$ 983,289	\$ 983,289

#### ACCRUED CLOSURE AND POST CLOSURE

	6/30/16	6/30/15
Landfill Closure Liabilities	\$ 57,169,089	\$ 55,609,891
Landfill Postclosure Liabilities	\$ 103,505,885	\$ 103,436,031
Escrow Funds (Closure) Cash Balance	\$ 88,714,452	\$ 88,088,957
Landfill Postclosure Cash Balance	\$ 143,514,593	\$ 148,568,366

\* Source: Disposal Reporting System (DRS) Monthly Tonnage Reports.

\*\* Source: OC Waste & Recycling 2016 and 2015 Audited Financial Statements and/or Final Trial Balance.



# OC WASTE & RECYCLING

## TEN-YEAR FINANCIAL FORECAST (CONTINUED)

### A. SYSTEM TONNAGE

DESCRIPTION	FY 2016/17	FY 2017/18	FY 2018/19	FY 2019/20	FY 2020/21
Frank R. Bowerman Landfill	1,488,888	1,453,073	1,416,792	1,380,040	1,355,508
Olinda Alpha Landfill	1,150,867	1,123,183	1,095,139	1,066,731	1,047,769
Prima Deshecha Landfill	395,247	386,478	377,595	368,596	362,589
<b>Total In-County Tonnage</b>	<b>3,035,002</b>	<b>2,962,734</b>	<b>2,889,526</b>	<b>2,815,367</b>	<b>2,765,866</b>
Frank R. Bowerman Landfill	610,490	589,489	574,932	560,186	550,343
Olinda Alpha Landfill	998,133	980,852	956,630	932,093	915,715
Prima Deshecha Landfill	82,721	80,752	78,758	76,738	75,390
<b>Total Imported Tonnage</b>	<b>1,691,344</b>	<b>1,651,093</b>	<b>1,610,320</b>	<b>1,569,017</b>	<b>1,541,448</b>
<b>Total System Tonnage</b>	<b>4,726,346</b>	<b>4,613,827</b>	<b>4,499,846</b>	<b>4,384,384</b>	<b>4,307,314</b>
DESCRIPTION	FY 2021/22	FY 2022/23	FY 2023/24	FY 2024/25	FY 2025/26
Frank R. Bowerman Landfill	1,845,091	2,315,183	2,270,582	2,225,609	2,233,273
Olinda Alpha Landfill	514,323*	0	0	0	0
Prima Deshecha Landfill	356,531	350,423	344,264	338,053	339,111
<b>Total In-County Tonnage</b>	<b>2,715,945</b>	<b>2,665,606</b>	<b>2,614,846</b>	<b>2,563,662</b>	<b>2,572,384</b>
Frank R. Bowerman Landfill	270,208	0	0	0	0
Olinda Alpha Landfill	449,599	0	0	0	0
Prima Deshecha Landfill	37,015	0	0	0	0
<b>Total Imported Tonnage</b>	<b>756,822**</b>	<b>0</b>	<b>0</b>	<b>0</b>	<b>0</b>
<b>Total System Tonnage</b>	<b>3,472,767</b>	<b>2,665,606</b>	<b>2,614,846</b>	<b>2,563,662</b>	<b>2,572,384</b>

\* Olinda Alpha Landfill is currently scheduled to close in December 2021. In-county tonnage to Olinda is projected to be diverted to Frank R. Bowerman Landfill after its closure.

\*\* Due to daily capacity limits at Frank R. Bowerman Landfill and Prima Deshecha Landfill, importation tonnage will end if Olinda Alpha Landfill closes in December 2021.

# OC WASTE & RECYCLING

## TEN-YEAR FINANCIAL FORECAST (CONTINUED)

### B. SYSTEM REVENUES

DESCRIPTION	FY 2016/17	FY 2017/18	FY 2018/19	FY 2019/20	FY 2020/21
Fund 299 Enterprise /					
Operating - Total Revenue	\$ 106,697,197	\$105,648,000	\$ 105,814,329	\$ 105,437,180	\$106,062,333
Fund 273 Capital Project /					
Operating - Total Revenue*	\$ 100,000	\$ 150,000	\$ 31,000	\$16,000	\$21,000
Fund 285 Import / Bankruptcy					
Recovery - Total Revenue	\$ 45,599,689	\$ 47,810,000	\$ 43,432,556	\$ 43,289,974	\$ 43,506,375
<b>Total Projected Revenue</b>	<b>\$ 152,396,886</b>	<b>\$153,608,000</b>	<b>\$ 149,277,885</b>	<b>\$ 148,743,154</b>	<b>\$ 149,589,708</b>

DESCRIPTION	FY 2021/22	FY 2022/23	FY 2023/24	FY 2024/25	FY 2025/26
Fund 299 Enterprise /					
Operating - Total Revenue	\$ 106,562,947	\$ 130,615,191**	\$ 129,704,782**	\$ 107,251,976	\$ 110,151,310
Fund 273 Capital Project /					
Operating - Total Revenue*	\$ 32,000	\$ 129,000	\$ 18,000	\$ 18,000	\$ 18,000
Fund 285 Import / Bankruptcy					
Recovery - Total Revenue	\$ 21,852,540***	\$ -	\$ -	\$ -	\$ -
<b>Total Projected Revenue</b>	<b>\$ 128,447,487</b>	<b>\$ 130,744,191</b>	<b>\$ 129,722,782</b>	<b>\$ 107,269,976</b>	<b>\$ 110,169,310</b>

\* Interest earnings is the only revenue generated by Fund 273.

\*\* Includes projected transfers-in from Olinda Alpha Landfill's Closure Escrow Fund 286 to reimburse Fund 299 in FY 2022/23 and FY 2023/24 for the final closure costs.

\*\*\* Due to daily capacity limits at Frank R. Bowerman Landfill and Prima Deshecha Landfill, importation tonnage will end when Olinda Alpha Landfill closes in December 2021.

# OC WASTE & RECYCLING

## TEN-YEAR FINANCIAL FORECAST (CONTINUED)

### C. SYSTEM EXPENSES

DESCRIPTION	FY 2016/17	FY 2017/18	FY 2018/19	FY 2019/20	FY 2020/21
Fund 299 Enterprise /					
Operating - Total Expense	\$ 104,766,279	\$ 123,091,702	\$ 102,285,745	\$ 100,093,189	\$ 93,143,234
Fund 273 Capital Project /					
Operating - Total Expense	\$ 29,577,603	\$ 65,319,076	\$ 63,759,000	\$ 22,901,000	\$ 46,001,000
Fund 285 Import / Bankruptcy					
Recovery - Total Expense	\$ 25,524,093	\$ 15,778,000	\$ 19,105,692	\$ 18,880,920	\$ 17,527,913
<b>Total System Expenses</b>	<b>\$ 159,867,975</b>	<b>\$ 204,188,778</b>	<b>\$ 185,150,437</b>	<b>\$ 141,875,109</b>	<b>\$ 156,672,147</b>

DESCRIPTION	FY 2021/22	FY 2022/23	FY 2023/24	FY 2024/25	FY 2025/26
Fund 299 Enterprise /					
Operating - Total Expense	\$ 98,257,822	\$ 118,703,622**	\$ 120,508,472**	\$ 94,224,027	\$ 90,744,758
Fund 273 Capital Project /					
Operating - Total Expense	\$ 5,427,000	\$ 29,602,000	\$ 2,000***	\$ 2,000***	\$ 2,002,000
Fund 285 Import / Bankruptcy					
Recovery - Total Expense	\$ 8,755,762**	\$ -	\$ -	\$ -	\$ -
<b>Total System Expenses</b>	<b>\$ 112,440,584</b>	<b>\$ 148,305,622</b>	<b>\$ 120,510,472</b>	<b>\$ 94,226,027</b>	<b>\$ 92,746,758</b>

\* Due to daily capacity limits at Frank R. Bowerman Landfill and Prima Deshecha Landfill, importation tonnage will end if Olinda Alpha Landfill closes in December 2021.

\*\* Includes final closure costs for Olinda Alpha Landfill.

\*\*\* No capital project spending is scheduled for FY 2023/24 and FY 2024/25.

### D. SYSTEM ENTERPRISE FUND

DESCRIPTION	FY 2016/17	FY 2017/18	FY 2018/19	FY 2019/20	FY 2020/21
<b>CASH BALANCE</b>					
Fund 299 - Enterprise / Operating*	\$ 129,119,683	\$ 91,153,981	\$ 62,399,271	\$ 66,506,801	\$ 56,704,880
Fund 273 - Capital Project /					
Operating	\$ 24,175,400	\$ 10,820,325	\$ 1,092,325	\$ 1,207,325	\$ 1,327,325
<b>Total Balance</b>	<b>\$ 153,295,083</b>	<b>\$ 101,974,306</b>	<b>\$ 63,491,596</b>	<b>\$ 67,714,126</b>	<b>\$ 58,032,205</b>

DESCRIPTION	FY 2021/22	FY 2022/23	FY 2023/24	FY 2024/25	FY 2025/26
<b>CASH BALANCE</b>					
Fund 299 - Enterprise / Operating*	\$ 77,118,635	\$ 64,250,388	\$ 75,790,575	\$ 88,465,202	\$ 105,515,925
Fund 273 - Capital Project /					
Operating	\$ 1,432,325	\$ 1,659,325	\$ 1,775,325	\$ 1,891,325	\$ 2,007,325
<b>Total Balance</b>	<b>\$ 78,550,960</b>	<b>\$ 65,909,713</b>	<b>\$ 77,565,900</b>	<b>\$ 90,356,527</b>	<b>\$ 107,523,250</b>

\* Cash balance decreases in years with large capital projects.

## OC WASTE & RECYCLING

### TEN-YEAR FINANCIAL FORECAST (CONTINUED)

#### E. CORRECTIVE ACTION ESCROW FUND

DESCRIPTION	FY 2016/17	FY 2017/18	FY 2018/19	FY 2019/20	FY 2020/21
Fund 274 - Corrective Action Escrow					
CASH BALANCE	\$ 8,280,988	\$ 8,353,988	\$ 8,413,988	\$ 8,474,988	\$ 8,535,988

DESCRIPTION	FY 2021/22	FY 2022/23	FY 2023/24	FY 2024/25	FY 2025/26
Fund 274 - Corrective Action Escrow					
CASH BALANCE	\$ 8,596,988	\$ 8,658,988	\$ 8,720,988	\$ 8,783,988	\$ 8,846,988

#### F. ENVIRONMENTAL RESERVE FUND

DESCRIPTION	FY 2016/17	FY 2017/18	FY 2018/19	FY 2019/20	FY 2020/21
Fund 275 - Environmental Reserve					
CASH BALANCE	\$ 58,756,072	\$ 45,731,175	\$ 46,025,175	\$ 64,384,159*	\$ 80,000,000*

DESCRIPTION	FY 2021/22	FY 2022/23	FY 2023/24	FY 2024/25	FY 2025/26
Fund 275 - Environmental Reserve					
CASH BALANCE	\$ 80,000,000	\$ 80,000,000	\$ 80,000,000	\$ 80,000,000	\$ 80,000,000

\* Cash balance increases in FY 2019/20 and FY 2020/21 are due to reimbursements from Fund 279.

#### G. DEFERRED PAYMENT SECURITY DEPOSITS FUND

DESCRIPTION	FY 2016/17	FY 2017/18	FY 2018/19	FY 2019/20	FY 2020/21
Fund 276 - Deferred Payment					
Security Deposits					
CASH BALANCE	\$ 546,553	\$ 546,553	\$ 546,553	\$ 546,553	\$ 546,553

DESCRIPTION	FY 2021/22	FY 2022/23	FY 2023/24	FY 2024/25	FY 2025/26
Fund 276 - Deferred Payment					
Security Deposits					
CASH BALANCE	\$ 546,553	\$ 546,553	\$ 546,553	\$ 546,553	\$ 546,553

# OC WASTE & RECYCLING

## TEN-YEAR FINANCIAL FORECAST (CONTINUED)

### H. HABITAT MITIGATION ESCROW FUNDS

DESCRIPTION	FY 2016/17	FY 2017/18	FY 2018/19	FY 2019/20	FY 2020/21
-------------	------------	------------	------------	------------	------------

Fund 272 - Prima Deshecha Landfill  
and the La Pata Avenue  
Gap Closure

CASH BALANCE	\$ 104,279	\$ 104,279	\$ -*	\$ -	\$ -
--------------	------------	------------	-------	------	------

Fund 288 - FRB Landfill Wetland  
Creation & Agua Chinon  
Wash Riparian

CASH BALANCE	\$ 879,010	\$ 879,010	\$ 879,010	\$ 879,010	\$ 879,010
--------------	------------	------------	------------	------------	------------

Total Balance	\$ 983,289	\$ 983,289	\$ 879,010	\$ 879,010	\$ 879,010
---------------	------------	------------	------------	------------	------------

DESCRIPTION	FY 2021/22	FY 2022/23	FY 2023/24	FY 2024/25	FY 2025/26
-------------	------------	------------	------------	------------	------------

Fund 272 - Prima Deshecha Landfill  
and the La Pata Avenue  
Gap Closure

CASH BALANCE	\$ -	\$ -	\$ -	\$ -	\$ -
--------------	------	------	------	------	------

Fund 288 - FRB Landfill Wetland  
Creation & Agua Chinon  
Wash Riparian

CASH BALANCE	\$ 879,010	\$ 879,010	\$ -**	\$ -	\$ -
--------------	------------	------------	--------	------	------

Total Balance	\$ 879,010	\$ 879,010	\$ -	\$ -	\$ -
---------------	------------	------------	------	------	------

\* Per the agreement with the California Department of Fish and Game for habitat mitigation, requirement ends in FY 2018/19.

\*\* Per the agreement with the California Department of Fish and Game for habitat mitigation, requirement ends in FY 2023/24.

# OC WASTE & RECYCLING

## TEN-YEAR FINANCIAL FORECAST (CONTINUED)

### I. ESCROW ACCOUNTS

DESCRIPTION	FY 2016/17	FY 2017/18	FY 2018/19	FY 2019/20	FY 2020/21
<b>FRANK R. BOWERMAN LANDFILL</b>					
Annual Tonnage of Refuse	2,099,378	2,042,562	1,991,724	1,940,226	1,905,851
Cash Balance at 6/30/XX	\$ 29,427,500	\$ 29,686,500	\$ 29,896,500	\$ 30,116,500	\$ 30,336,500
<b>OLINDA ALPHA LANDFILL</b>					
Annual Tonnage of Refuse	2,149,000	2,104,035	2,051,769	1,998,824	1,963,484
Cash Balance at 6/30/XX	\$ 39,210,730	\$ 39,555,730	\$ 39,835,730	\$ 40,125,730	\$ 40,415,730
<b>PRIMA DESHECHA LANDFILL</b>					
Annual Tonnage of Refuse	477,968	467,230	456,353	445,334	437,979
Cash Balance at 6/30/XX	\$ 20,724,222	\$ 20,906,222	\$ 21,057,222	\$ 21,209,222	\$ 21,362,222
DESCRIPTION	FY 2021/22	FY 2022/23	FY 2023/24	FY 2024/25	FY 2025/26
<b>FRANK R. BOWERMAN LANDFILL</b>					
Annual Tonnage of Refuse	2,115,299	2,315,183	2,270,582	2,225,609	2,233,273
Cash Balance at 6/30/XX	\$ 30,556,500	\$ 30,776,500	\$ 30,996,500	\$ 31,216,500	\$ 31,436,500
<b>OLINDA ALPHA LANDFILL</b>					
Annual Tonnage of Refuse	963,921	0*	0	0	0
Cash Balance at 6/30/XX	\$ 44,303,581	\$ 22,136,496**	\$ -**	\$ -	\$ -
<b>PRIMA DESHECHA LANDFILL</b>					
Annual Tonnage of Refuse	393,546	350,423	344,264	338,053	339,111
Cash Balance at 6/30/XX	\$ 21,516,222	\$ 21,671,222	\$ 21,827,222	\$ 21,984,222	\$ 22,142,222

\* Olinda Alpha Landfill is scheduled to close in December 2021 and enter into the closure period in 2022.

\*\* Transfers-out to reimburse Fund 299 for Olinda Alpha Landfill closure costs occur in FY 2022/23 and FY 2023/24.



# OC WASTE & RECYCLING

## TEN-YEAR FINANCIAL FORECAST (CONTINUED)

### J. LANDFILL POSTCLOSURE MAINTENANCE FUND

DESCRIPTION	FY 2016/17	FY 2017/18	FY 2018/19	FY 2019/20	FY 2020/21
CASH BALANCE					
Fund 279 - Post Closure Maintenance					
Beginning Balance at 7/01/XX	\$ 143,514,593	\$ 132,529,514	\$ 123,991,072	\$132,628,659	\$ 147,024,180
Expenditures	\$ (2,182,580)	\$ (2,232,779)	\$ (2,284,133)	\$ (2,336,668)	\$ (2,390,412)
Net Transfers to / from					
Other Funds*	\$ (9,514,771)	\$ (7,379,663)	\$ 10,125,719	\$ 15,883,189	\$(10,830,633)
Net Interest Earnings	\$ 712,272	\$ 1,074,000	\$ 796,000	\$ 849,000	\$ 938,000
Ending Balance at 6/30/XX	\$132,529,514	\$123,991,072	\$132,628,658	\$147,024,180	\$134,741,135

DESCRIPTION	FY 2021/22	FY 2022/23	FY 2023/24	FY 2024/25	FY 2025/26
CASH BALANCE					
Fund 279 - Post Closure Maintenance					
Beginning Balance at 7/01/XX	\$ 134,741,135	\$ 135,245,472	\$ 139,331,836	\$143,384,662	\$145,897,655
Expenditures	\$ (2,445,392)	\$ (2,501,636)	\$ (2,559,173)	\$ (4,234,007)	\$ (4,331,390)
Net Transfers to / from					
Other Funds*	\$ 2,081,729	\$ 5,721,000	\$ 5,718,000	\$ 5,826,000	\$ 3,227,000
Net Interest Earnings	\$ 868,000	\$ 867,000	\$ 894,000	\$ 921,000	\$ 939,000
Ending Balance at 6/30/XX	\$ 135,245,472	\$ 139,331,836	\$ 143,384,663	\$145,897,655	\$ 145,732,265

\* Net transfers include temporary transfers out to and in from other funds.

# OC WASTE & RECYCLING

## TEN-YEAR FINANCIAL FORECAST (CONTINUED)

### K. CLOSURE AND POSTCLOSURE LIABILITIES

DESCRIPTION	FY 2016/17	FY 2017/18	FY 2018/19	FY 2019/20	FY 2020/21
<b>FRANK R. BOWERMAN LANDFILL</b>					
Annual Tonnage of Refuse Buried	2,099,378	2,042,562	1,991,724	1,940,226	1,905,851
% of Maximum Capacity Filled	31.51%	32.62%	33.69%	34.74%	35.77%
Estimated Closure Cost	\$ 40,762,290	\$ 41,699,822	\$ 42,658,918	\$ 43,640,073	\$ 44,643,795
Accrued Closure Liability	\$ 12,844,197	\$ 13,602,482	\$ 14,371,790	\$ 15,160,561	\$ 15,969,085
Estimated Postclosure Cost	\$ 52,136,413	\$ 53,335,550	\$ 54,562,268	\$ 55,817,200	\$ 57,100,996
Accrued Postclosure Liability	\$ 16,959,975	\$ 17,936,745	\$ 18,938,563	\$ 19,960,231	\$ 21,007,456
<b>OLINDA ALPHA LANDFILL</b>					
Annual Tonnage of Refuse Buried	2,149,000	2,104,035	2,051,769	1,998,824	1,963,484
% of Maximum Capacity Filled	80.93%	83.11%	85.24%	87.31%	89.35%
Estimated Closure Cost	\$ 39,106,302	\$ 40,005,747	\$ 40,925,879	\$ 41,867,174	\$ 43,081,322
Accrued Closure Liability	\$ 31,648,730	\$ 33,248,776	\$ 34,885,219	\$ 36,554,230	\$ 38,493,162
Estimated Postclosure Cost	\$ 40,415,709	\$ 41,345,270	\$ 42,296,211	\$ 43,269,024	\$ 44,264,212
Accrued Postclosure Liability	\$ 32,708,433	\$ 34,362,054	\$ 36,053,290	\$ 37,782,512	\$ 39,550,073
<b>PRIMA DESHECHA LANDFILL-ZONE 1</b>					
Annual Tonnage of Refuse Buried	477,968	467,230	456,353	445,334	437,979
% of Maximum Capacity Filled	66.49%	67.79%	69.07%	70.31%	70.92%
Estimated Closure Cost	\$ 23,508,318	\$ 24,049,009	\$ 24,602,136	\$ 25,167,985	\$ 25,746,849
Accrued Closure Liability	\$ 15,630,680	\$ 16,302,823	\$ 16,992,695	\$ 17,695,610	\$ 18,259,665
Estimated Postclosure Cost	\$ 39,035,754	\$ 39,933,576	\$ 40,852,048	\$ 41,791,645	\$ 42,752,853
Accrued Postclosure Liability	\$ 25,958,776	\$ 27,074,965	\$ 28,220,595	\$ 29,387,885	\$ 30,320,323
<b>PRIMA DESHECHA LANDFILL-ZONE 4</b>					
Annual Tonnage of Refuse Buried	0	0	0	0	0
% of Maximum Capacity Filled	0.00%	0.00%	0.00%	0.00%	32.41%
Estimated Closure Cost	\$ 36,189,460	\$ 37,021,818	\$ 37,873,320	\$ 38,744,406	\$ 39,635,527
Accrued Closure Liability	\$ -	\$ -	\$ -	\$ -	\$ 108,407
Estimated Postclosure Cost	\$ 44,286,236	\$ 45,304,820	\$ 46,346,832	\$ 47,412,810	\$ 48,503,306
Accrued Postclosure Liability	\$ -	\$ -	\$ -	\$ -	\$ 130,959
<b>SANTIAGO CANYON LANDFILL</b>					
Estimated Postclosure Cost	\$ 25,788,580	\$ 25,062,634	\$ 24,289,650	\$ 23,467,854	\$ 22,595,408
Less Postclosure Expenditures	\$ 1,289,429	\$ 1,319,086	\$ 1,349,425	\$ 1,380,462	\$ 1,412,213
Accrued Postclosure Liability	\$ 24,499,151	\$ 23,743,548	\$ 22,940,225	\$ 22,087,392	\$ 21,183,195
Accrued Postclosure Reserves - 15 Years ***	\$ -	\$ -	\$ -	\$ -	\$ -
<b>COYOTE CANYON LANDFILL</b>					
Estimated Postclosure Cost	\$ 8,038,359	\$ 7,309,544	\$ 6,542,956	\$ 5,737,236	\$ 4,890,995
Less Postclosure Expenditures	\$ 893,151	\$ 913,693	\$ 934,708	\$ 956,206	\$ 978,199
Accrued Postclosure Liability	\$ 7,145,208	\$ 6,395,851	\$ 5,608,248	\$ 4,781,030	\$ 3,912,796
Accrued Postclosure Reserves - 15 Years ***	\$ 6,252,057	\$ 7,309,544	\$ 8,412,372	\$ 9,562,060	\$ 10,760,189
<b>TOTAL ACCRUED LIABILITY</b>					
Total Accrued Closure Liability	\$ 60,123,607	\$ 63,154,081	\$ 66,249,704	\$ 69,410,401	\$ 72,830,319
Total Accrued Postclosure Liability	\$ 107,271,543	\$ 109,513,163	\$ 111,760,921	\$ 113,999,050	\$ 116,104,802
Total Accrued Postclosure Reserves - 15 Years	\$ 6,252,057	\$ 7,309,544	\$ 8,412,372	\$ 9,562,060	\$ 10,760,189
<b>Total Accrued Closure and Postclosure Liability</b>	<b>\$ 173,647,207</b>	<b>\$ 179,976,788</b>	<b>\$ 186,422,997</b>	<b>\$ 192,971,511</b>	<b>\$ 199,695,310</b>

\* Per regulations, Accrued Closure and Accrued Postclosure balances are required to be at 100% of the cost estimates when Olinda Alpha Landfill closes.

\*\* Final closure for Olinda Alpha Landfill is scheduled to be completed by FY 2023/24. Postclosure maintenance will begin in FY 2024/25.

\*\*\* Effective FY 2015/16 OCWR maintains reserves equal to 15 years of the annual postclosure maintenance cost estimates for each closed site that has been in its postclosure phase longer than 15 years.

\*\*\*\* In FY 2024/25 Coyote Canyon Landfill completes its 30 year postclosure period. GASB 18 liability is no longer required.

# OC WASTE & RECYCLING

## TEN-YEAR FINANCIAL FORECAST (CONTINUED)

### L. CLOSURE AND POST CLOSURE LIABILITIES (CONTINUED)

DESCRIPTION	FY 2021/22	FY 2022/23	FY 2023/24	FY 2024/25	FY 2025/26
<b>FRANK R. BOWERMAN LANDFILL</b>					
Annual Tonnage of Refuse Buried	2,115,299	2,315,183	2,270,582	2,225,609	2,233,273
% of Maximum Capacity Filled	36.92%	38.17%	39.21%	40.22%	41.24%
Estimated Closure Cost	\$ 45,670,602	\$ 46,721,026	\$ 47,795,610	\$ 48,894,909	\$ 50,019,492
Accrued Closure Liability	\$ 16,861,586	\$ 17,833,416	\$ 18,740,659	\$ 19,665,532	\$ 20,628,038
Estimated Postclosure Cost	\$ 58,414,319	\$ 59,757,848	\$ 61,132,279	\$ 62,538,321	\$ 63,976,702
Accrued Postclosure Liability	\$ 22,156,551	\$ 23,419,101	\$ 24,587,403	\$ 25,784,550	\$ 27,030,157
<b>OLINDA ALPHA LANDFILL</b>					
Annual Tonnage of Refuse Buried	963,921	0	0	0	0
% of Maximum Capacity Filled	90.35%	-	-	-	-
Estimated Closure Cost	\$ 44,330,681	\$ 44,330,681	\$ -	\$ -	\$ -
Accrued Closure Liability	\$ 44,330,681*	\$ 44,330,681	\$ -**	\$ -	\$ -
Estimated Postclosure Cost	\$ 45,282,289	\$ 46,323,782	\$ 47,389,229	\$ 46,863,222**	\$ 46,287,936
Accrued Postclosure Liability	\$ 45,282,289*	\$ 46,323,782	\$ 47,389,229	\$ 46,863,222	\$ 46,287,936
<b>PRIMA DESHECHA LANDFILL-ZONE 1</b>					
Annual Tonnage of Refuse Buried	393,546	350,423	344,264	338,053	339,111
% of Maximum Capacity Filled	71.47%	71.95%	72.43%	72.91%	72.02%
Estimated Closure Cost	\$ 26,339,026	\$ 26,944,824	\$ 27,564,555	\$ 28,198,540	\$ 28,847,106
Accrued Closure Liability	\$ 18,824,502	\$ 19,386,801	\$ 19,965,007	\$ 20,559,555	\$ 20,775,686
Estimated Postclosure Cost	\$ 43,736,169	\$ 44,742,101	\$ 45,771,169	\$ 46,823,906	\$ 47,900,856
Accrued Postclosure Liability	\$ 31,258,240	\$ 32,196,416	\$ 33,152,058	\$ 34,134,627	\$ 35,144,858
<b>PRIMA DESHECHA LANDFILL-ZONE 4</b>					
Annual Tonnage of Refuse Buried	0	0	0	0	0
% of Maximum Capacity Filled	61.53%	87.47%	112.94%	137.96%	163.05%
Estimated Closure Cost	\$ 40,547,144	\$ 41,479,728	\$ 42,433,762	\$ 43,409,739	\$ 44,408,163
Accrued Closure Liability	\$ 210,550	\$ 306,163	\$ 404,432	\$ 505,375	\$ 611,041
Estimated Postclosure Cost	\$ 49,618,883	\$ 50,760,118	\$ 51,927,602	\$ 53,121,938	\$ 54,343,744
Accrued Postclosure Liability	\$ 258,018	\$ 375,625	\$ 493,312	\$ 616,214	\$ 749,944
<b>SANTIAGO CANYON LANDFILL</b>					
Estimated Postclosure Cost	\$ 21,670,410	\$ 20,690,907	\$ 19,654,884	\$ 18,560,258	\$ 17,404,882
Less Postclosure Expenditures	\$ 1,444,694	\$ 1,477,922	\$ 1,511,914	\$ 1,546,688	\$ 1,582,262
Accrued Postclosure Liability	\$ 20,225,716	\$ 19,212,986	\$ 18,142,970	\$ 17,013,570	\$ 15,822,620
Accrued Postclosure Reserves - 15 Years ***	\$ 1,445,000	\$ 2,956,000	\$ 4,536,000	\$ 6,187,000	\$ 7,912,000
<b>COYOTE CANYON LANDFILL</b>					
Estimated Postclosure Cost	\$ 4,002,792	\$ 3,071,142	\$ 2,094,518	\$ 1,071,346	\$ -
Less Postclosure Expenditures	\$ 1,000,698	\$ 1,023,714	\$ 1,047,259	\$ 1,071,346	\$ 1,095,987
Accrued Postclosure Liability	\$ 3,002,094	\$ 2,047,428	\$ 1,047,259	\$ -****	\$ -
Accrued Postclosure Reserves - 15 Years ***	\$ 12,008,376	\$ 13,308,282	\$ 14,661,626	\$ 16,070,190	\$ 16,439,805
<b>TOTAL ACCRUED LIABILITY</b>					
Total Accrued Closure Liability	\$ 80,227,319	\$ 81,857,061	\$ 39,110,097	\$ 40,730,462	\$ 42,014,765
Total Accrued Postclosure Liability	\$ 122,182,908	\$ 123,575,338	\$ 124,812,231	\$ 124,412,183	\$ 125,035,515
Total Accrued Postclosure Reserves - 15 Years	\$ 13,453,376	\$ 16,264,282	\$ 19,197,626	\$ 22,257,190	\$ 24,351,805
<b>Total Accrued Closure and Postclosure Liability</b>	<b>\$ 215,863,603</b>	<b>\$ 221,696,681</b>	<b>\$ 183,119,954</b>	<b>\$ 187,399,836</b>	<b>\$ 191,402,085</b>

\* Per regulations, Accrued Closure and Accrued Postclosure balances are required to be at 100% of the cost estimates when Olinda Alpha Landfill closes.

\*\* Final closure for Olinda Alpha Landfill is scheduled to be completed by FY 2023/24. Postclosure maintenance will begin in FY 2024/25.

\*\*\* Effective FY 2015/16 OCWR maintains reserves equal to 15 years of the annual postclosure maintenance cost estimates for each closed site that has been in its postclosure phase longer than 15 years.

\*\*\*\* In FY 2024/25 Coyote Canyon Landfill completes its 30 year postclosure period. GASB 18 liability is no longer required.



300 N. FLOWER STREET, SUITE 400  
SANTA ANA, CA 92703  
(714) 834-4000  
[WWW.OCLANDFILLS.COM](http://WWW.OCLANDFILLS.COM)

**WEEKLY MEMO 5/04/17**

# **NEWS ARTICLES**

HEALTH

# Hospital fined in death of mother from China

Garden Grove Hospital penalized \$75,000 for 2014 death

By Courtney Perkes  
cperkes@scng.com  
@cperkes on Twitter

Garden Grove Hospital has been fined \$75,000 for the 2014 death of a 26-year-old woman from China who hemorrhaged

after giving birth, the California Department of Public Health announced Thursday.

The fine is the hospital's fourth penalty since 2007 for jeopardizing patient safety in a way likely to cause serious injury or death.

In March 2014, Ling Nie gave birth to a boy by cesarean section. The state's investigative report says that she soon began to bleed heavily. The state concluded that "systemic failures and deficient practices" resulted in a fail-

ure to prevent and treat the severe postpartum hemorrhage.

Garden Grove Hospital on Thursday issued a statement saying it was sorry for the grief the patient's family has experienced.

"Since this incident, we've made significant changes that enhance the care we provide to our patients," the statement said. "Specifically, we have adopted new guidelines from the California Maternal Quality Care Collaborative that

FINE » PAGE 4

## Fine

FROM PAGE 1

are robust and drive a rigorous standard of care, and we continually work with our physician partners and staff to ensure the guidelines are understood and followed."

In 2015, the hospital settled a medical malpractice suit with Nie's family for \$3.2 million. An Orange County jury awarded her family roughly \$2 million after finding her obstetrician, Dr. Long-Dei Liu, negligent. Liu lost his hospital staff privileges, and an unknown number of nurses were terminated.

Last month, the California Medical Board filed an accusation of gross negligence against Liu, citing Nie's death as well as the case of another patient from China who needed surgery after her vaginal delivery in 2015. Regarding Nie, the accusation says Liu failed to properly manage an unstable patient and that he

didn't directly communicate with nursing staff before leaving. Liu said Thursday that Nie was stable when he transferred her to intensive care.

"I don't think I did anything wrong," Liu said. "It's the nurses' fault. They want to punish me."

Nie and her husband, Yunda Hong, traveled to Or-

ange County from China for the birth in order to have the best possible medical care. They already had one son. Hong's malpractice attorney Neil Howard said Hong is raising his two boys in China on his own. He called the state fine a slap on the wrist.

"Seventy-five thousand is a joke," Howard said. "They

killed someone. That's not going to change their bottom line at all."

According to the state's report, after Nie began to bleed heavily, nurses failed to monitor her vital signs every 15 minutes, ensure lab tests were performed promptly or notify her doctor of her deteriorating condition, the documents say.



# Garden Grove's biggest event of the year draws near



File photo by Dave Smithson

The Garden Grove Strawberry Festival, which annually draws hundreds of thousands, is less than a month away. The festival will be held on Friday, May 26 through Monday, May 29 at the Village Green between Main Street and Euclid Avenue in downtown Garden Grove. The weekend features a parade, a festival, vendor booths including food (get your strawberry shortcake!), rides, games and more. Here, locals enjoy themselves at the parade on Euclid Avenue last year. For more information, visit [www.strawberryfestival.org](http://www.strawberryfestival.org). For more coverage of the Strawberry Festival, see page 6.

Orange County News  
May 3, 2017

# Celebrities galore to grace annual Strawberry Festival

**Bruce Salomon, Dalila Bela among those slated to appear**

The 59th annual Garden Grove Strawberry Festival to be held Memorial Day weekend will have in its May 27 parade some rising young celebrities.

After they ride in the parade, which starts at 10 a.m. at 9th and Chapman in Garden Grove, they will be available for autographs at noon outside the festival's Courtyard Center.

Raphael Alejandro has an impressive resume which includes the leading role in "How to Be a Latin Lover" produced by Lionsgate and starring Salma Hayak, Rob Lowe, and Kristin Bell. Another leading role was in "Kindergarten Cop 2," and has been a series regular on ABC's "Nerd Herd." He has also been seen regularly on NBC's "Olympus," as well as on "Once Upon a Time," which airs on ABC.

Joining him in the parade will be his sister, Dalila Bela, who is a series regular on Netflix's "Anne" and on PBS's "Odd Squad." She has also had a leading role on "Adventure Club," and has been a guest star on "Once Upon a Time." Dalila is



Courtesy photos

**Bruce Salomon**


fluent in Spanish, French, English and Portuguese.

The third talented member of the family, Bruce Salomon, joining them in the parade, also has an extensive acting resume. He's had recurring roles on "Psych," "Supernatural,"

"Emily Owens," "MD," and "Odd Squad." And he has performed in supporting roles in the films "Tomorrowland" by Disney Pictures, and "Jingle All the Way 2" by Fox Films.

Another talented family group, the Ochoa Boyz, (also known as Boyz You Like), will ride in the parade, be available for autograph signings, and then their band will perform in the festival's 550-seat amphitheater.

Rick (age 24), Ryan (age 21),



Orange County News  
May 3, 2017  
2 of 2

### Dalila Bela

Robert (age 18) and Raymond (age 15) first began their journey in the entertainment business through acting.

Ryan is best known for his series regular role as Lanny on Disney's "Pair of Kings." He just wrapped his role of Eli in the feature film, "The Samuel Project," due out in 2018. He's had recurring roles on "iCarly" and "Mr. Young," as well a guest starred on "Zeke & Luther" and "Hit The Floor." His lead or supporting roles in many feature films include

"A Christmas Carol," "The Perfect Game," "Mars Needs Moms," "Del Playa," "Mostly Ghostly: Have You Met My Ghoulfriend," and "Another Day in Paradise." "Bodied" and "Adi Shankar's Gods & Secrets" will both be released this year. Next up, he will be appearing alongside his brothers in a feature film titled "Triumph."

Rick has had roles in the movies "Made in California," "Bloody Mary" and "The Sidelines." Robert performed in the movies "Mars Needs Moms" and with Will Smith in "Seven Pounds." Raymond's voice has been heard in many outstanding films including "Mr. Peabody & Sherman," "Independence Day: Resurgence," and "The Good Dinosaur."

In addition to acting, the Ochoa brothers created their own band, OCHOA BOYZ, which performs throughout the Los Angeles area.

Their unique style is hip-hop, mixed with rap and dance. When they added dance, they got help from the best dance icon, Shane Sparks. The brothers also write their own music and have headlined in multiple venues, including traveling the states on "The Pop Explosion Tour."

The festival will be held on Friday, May 26 through Monday, May 29 at the Village Green between Main Street and Euclid Avenue in downtown Garden Grove. Last year's attendance was more than 300,000.

For more information, visit [www.strawberrymfestival.org](http://www.strawberrymfestival.org).

## Money workshop

It's never too early...

Garden Grove's Economic Development Division will host a workshop on sales and use taxes, during which participants will get help preparing a sales and tax return, from 6 to 8 p.m. May 3 at the Community Meeting Center.

For more information, visit the city's website.

## City closures

In observance of the Memorial Day holiday, Garden Grove City Hall and the H. Louis Lake Senior Center will be closed on Monday, May 29.

No street sweeping services will be provided on the holiday. Streets will be swept as scheduled on all other days. Also, trash pickup will be delayed by one day.

For more information on street sweeping, call the Public Works Department at 714-741-5375.

Orange County News  
May 3, 2017

## CITY OF GARDEN GROVE NOTICE INVITING SEALED BIDS PROJECT NO. 6708

Notice is hereby given that sealed bids for providing labor, material, tools, equipment and transportation, and to perform all the work required for the "Garden Grove Police Department Remodel Project, Project No. 6708", will be received in the City Clerk's Office, City Hall, City of Garden Grove, 11222 Acacia Parkway, Garden Grove, CA 92840.

The proposed project consists of interior remodel of the existing Records Section, lobby, restroom, stairs and elevator of Garden Grove Police Department; interior remodel of the existing second floor lobby area, wall and window; interior remodel of the existing electrical system; interior remodel of the existing audio visual system; design-build interior remodel of the existing HVAC system; design-build interior remodel of the existing fire sprinkler system; design-build plumbing system for new kitchen sink in break room, remove existing and install new toilet and sink in restroom and installing new water lines, sewer and vent lines; install new furniture including cubical offices, chairs, tables, cabinets, countertop, millwork etc.; and other items not mentioned above that are required by the plans and specifications.

This project will require maintaining the existing sewer flows during construction; shoring and dewatering; removal and reconstruction of concrete pavement.

The plans, specifications and contract documents may be obtained upon payment of a nonrefundable fee of one hundred dollars (\$100) for each set of plans and specifications from SABP Reprographics. The documents may be made available for "will call" or shipped directly to you. Please contact:

SABP Reprographics  
2372 Morse Avenue  
Irvine, CA 92614  
www.sabp.com

949-756-1001 (ask for the Digital Bond Department)  
Alternatively, you can e-mail your order to [workorder@sabp.com](mailto:workorder@sabp.com)

Bids are due in the City Clerk's Office by 11:00 a.m. on Thursday, May 25, 2017, and will be opened in Conference Room 1 - South, first floor, in City Hall.

Direct ANY and ALL questions to Navin B. Maru, Project Engineer, (714) 741-5180.

/s/ Teresa Pomeroy, CMC  
City Clerk

Date: May 2, 2017  
Publish: May 3, 2017 and May 10, 2017  
**Orange County News**  
17-60291  
**Publish May 3, 10, 2017**

# Community Calendar

## Ongoing

**Overachievers, check this out**  
Chamber holds Friday meetings  
The Garden Grove Chamber's Governmental Affairs Committee meets the second Friday of the month from 7:30 to 9 a.m. at the Orange County Emergency Pet Clinic, 12750 Garden Grove Blvd. in Garden Grove. For more information, call the chamber at 714-638-7950.

### Grief support

The Grief Share Support Group is for mothers who have lost children of every age. The group meets Thursday evenings at 12831 Olive St., Garden Grove. For more information, call 714-892-1520 or 714-343-7516.

### Learn about Alzheimer's

The Alzheimer's Association of Orange County hosts a support group to provide an opportunity to meet other caregivers and families, share experiences and exchange ideas. These meetings are free and open to all caregivers and family members of individuals with dementia. All groups listed are in compliance with chapter and national standards. This is a faith-based meeting and may include prayer or pastoral speaker, and will take place at 1 p.m. Saturdays at Christ Cathedral, 12141 Lewis St. in Garden Grove. For

more information, call Peggy Woelke at 714-634-2161.

**Dance Center hosts social**  
Join the staff of the Cedarbrook Dance Center for nights of square dancing, line dancing, round dancing (pre-choreographed social dancing) and salsa. The Dance Center is at 12812 Garden Grove Blvd. For more information on classes, call Eileen Silvia at 949-637-4169.

### Eco-friendly storytime

Family storytime all through the summer will highlight books about our environment and the animals that live in rivers, oceans and icy places. All ages are encouraged to attend at 7 p.m. every Tuesday at the Garden Grove Regional Library, 11200 Stanford Ave. in Garden Grove. For more information, call 714-530-0711.

### GG Kiwanis to meet

The Kiwanis Club of Garden Grove hosts dinner meetings at 7 p.m. Thursdays at Kiwanisland, 9840 Larson Ave. Social hour begins at 6 p.m. For more information, call 714-892-7267.

### Rotary Club to meet

The Rotary Club of Garden Grove meets at 12:10 p.m. Wednesdays at The Marriott Hotel, at Chapman Avenue and

see CALENDAR, next page



# Seniors celebrate Cinco de Mayo



Courtesy photo

In celebration of Cinco de Mayo, Garden Grove's H. Louis Lake Senior Center will be hosting a fiesta on Friday, May 5, starting at 10 a.m. The event will be held in the H. Louis Lake Senior Center's dining room, at 11300 Stanford Ave. Festivities will include traditional food, dancing, and live entertainment by Armando Valencia, sponsored by Monarch HealthCare. Lunch will also be available for a suggested donation of \$3.50 per person. For more information, call the H. Louis Lake Senior Center at 714-741-5253.

---

## CALENDAR:

Continued from previous page

Harbor Boulevard in Garden Grove.

City Hall to be shuttered  
The Westminster City Hall, at 8200 Westminster Blvd., will be closed on alternating Fridays.

Orange County News

May 3, 2017

2 of 2



TRANSPORTATION

## Spending bill includes \$50 million for OC Streetcar

By Jessica Kwong

*jkwong@seng.com*

*JessicaGKwong on Twitter*

The OC Streetcar planned for Santa Ana and Garden Grove received another boost on Monday when it was announced the congressional funding package included \$50 million for the project.

Orange County Transportation Authority officials consider the streetcar's inclusion in the package, expected to be signed by President Donald Trump, a strong indicator of federal support.

"We're thrilled to see the federal government continue to join us at the local level in recognizing what a strong transportation project this is," OCTA board member and Santa Ana Mayor Miguel Pulido said in a statement. "This project returns our federal tax dollars to Orange County."

The \$50 million comes from the Federal Transit Administration's New Starts program and will go toward the \$148 million OCTA is requesting in its full-funding agreement, transportation authority spokesman Joel Zlotnik said. If the OC Streetcar is awarded the full-funding grant agreement, about half of the approximately \$289 million project could be covered.

The streetcar, in the design and engineering phase, will run a 4.1-mile route from the Santa Ana Regional Transportation Center through downtown Santa Ana and the Civic Center to a new multimodal transit hub at Harbor Boulevard and Westminster Avenue in Garden Grove.

Construction is slated to begin in 2018, for service starting in 2020.

Register  
April 28, 2017

**Garden Grove**

City Hall will be closed May 29 for Memorial Day. During the holiday, there will be no street sweeping, and trash pickup will be delayed a day. City Hall, as well as the senior center, will reopen that Tuesday.

**Chris Haire**  
714-796-6979  
chaire@scng.com

Register  
April 29, 2017

**Garden Grove**

The City Council this week amended its contract with KOA Corp., an engineering consulting firm, increasing the cost to Garden Grove from \$400,000 annually to \$600,000. Because of recent employment vacancies, the city needs extra help in the Traffic Engineering Section.

**Chris Haire**  
714-796-6979  
chaire@scng.com

Register  
May 1, 2017

**Garden Grove**

The City Council recently presented Community Spotlight awards to Garden Grove residents Chuck Lake, son of the H. Louis Lake Senior Center's namesake, and Strawberry Festival Association board member Vickie Hanssen for being named the Chamber of Commerce's Man and Woman of the Year.

**Chris Haire**  
714-796-6979  
chaire@scng.com

Register  
May 2, 2017

**Garden Grove**

Garden Grove high school students can sign up for auditions for The Voice of Garden Grove competition, which takes place during the summer concert in the park series. Must be a resident of Garden Grove or attend the Garden Grove Unified School District. Information: 714-741-5280

**Chris Haire**  
714-796-6979  
chaire@scng.com

Register  
May 3, 2017

**Garden Grove**

Main Street north of Acacia Parkway will be closed from May 25 to 30 for the annual Strawberry Festival; several smaller streets nearby will be closed from 6 a.m. to 2 p.m. May 27 because of the Strawberry Parade and 5K race. 714-741-5704

**Chris Haire**  
714-796-6979  
chaire@scng.com

Register  
May 4, 2017

**Garden Grove**

David Kling — the father of Palm Springs police Officer Lesley Zerebny, who was killed last year — will be one of two guest speakers at the 30th annual Garden Grove Police Memorial ceremony scheduled for 5 p.m. May 18 at 11301 Acacia Parkway. The other is Whittier Police Chief Jeff Piper.

**Chris Haire**  
714-796-6979  
chaire@scng.com



CITY OF GARDEN GROVE  
**NEWS**

---

**FOR IMMEDIATE RELEASE**

Public Information Office (714) 741-5280

CONTACT: Juan Medina (714) 741-5253  
H. Louis Lake Senior Center

Tuesday, May 2, 2017

**SENIORS CELEBRATE MOTHER'S DAY WITH SPECIAL TREATS AND DANCE**

Garden Grove seniors are invited to celebrate Mother's Day with a fun-filled event that includes dancing, food, and special treats, sponsored by Scan health plan group. The event will take place at the H. Louis Lake Senior Center on Wednesday, May 10, 2017 from 10:00 a.m. to 12:00 p.m., in the Senior Center Dining Room, located at 11300 Stanford Avenue.

Lunch will also be available for a suggested donation of \$3.50 per person.

"The Serenaders" will provide live music.

For additional information, please call the H. Louis Lake Senior Center at (714) 741-5253 during normal business hours, 8:00 a.m. to 3:30 p.m., Monday through Friday.

# # #

VIỆTBÁO



## Garden Grove: Cảnh Báo Bệnh Các Loại Cây Cam, Quít Ở Nam Cali

03/05/2017 00:00:00



Thành phố kêu gọi cộng đồng để phòng bệnh các giống cây họ cam/quít Huanglongbing, còn gọi là HLB, đã được phát hiện tại County Los Angeles. HLB làm chết các giống cây thuộc họ cam/quít và không chữa được.

HLB không có hại cho con người. Bệnh này lây lan bởi một loại sâu bệnh được gọi là loài Psyllid châu Á (Asian citrus psyllid.) Đây là một loài côn trùng nhỏ ăn lá cây có múi như cam, chanh, quít, bưởi và gây ra một loại vi khuẩn lan truyền gọi là Huanglongbing. Nếu một cây bị nhiễm bệnh, nó có thể chết trong vòng 5 năm. Các thành phố được xác nhận có sâu bệnh HLB hiện đang được kiểm dịch thực vật.



Bệnh trong các loại cây cam, quít.

Để giúp ngăn ngừa sự lây lan của HLB tới nhưng cây có múi họ cam/quít trong Garden Grove, Văn phòng The Citrus Pest & Disease Prevention Program khuyến cáo thực hiện các việc

như sau:

Kiểm tra cây cam/quýt/chanh hàng tháng.

Không di chuyển cây cọ, lá hoặc tán lá trong hoặc ngoài cộng đồng của quý vị.

Nói chuyện với vườn cây địa phương về các sản phẩm có thể bảo vệ cây của bạn.

Nếu bạn nghi ngờ cây của bạn bị bệnh, hãy gọi Sở Nông nghiệp và Thực phẩm California ở số (800) 491-1899.

Để biết thêm thông tin, vui lòng truy cập [www.californiacitrusthreat.org](http://www.californiacitrusthreat.org).

###

11222 Acacia Parkway P.O. Box 3070 Garden Grove, CA 92842 [www.ci.garden-grove.ca.us](http://www.ci.garden-grove.ca.us)

VIETBAO


**Mời Dự Lễ Vinh Danh Cảnh Sát Garden Grove Đã Hy Sinh**

04/05/2017 00:00:00



GARDEN GROVE – Sở cảnh sát Garden Grove sẽ tổ chức buổi lễ tưởng niệm vinh danh các cảnh sát đã hy sinh lúc thi hành công vụ lần thứ 30 vào lúc 5:00 giờ chiều ngày Thứ Năm, 18 tháng 5, 2017. Buổi lễ sẽ được tổ chức tại Sở cảnh sát Thành phố, tại địa chỉ là 11301 Acacia Parkway.

Năm cảnh viên được vinh danh gồm có: Ông Myron L. Trapp, Ông Andy Reese, Donald F. Reed, Ông Michael Rainford, và Howard Dalles, Jr. Buổi lễ vinh danh sẽ có gia đình, thân nhân, bạn hữu của những nhân viên Thành phố cũng như nhân viên trong ngành luật pháp thuộc quận Cam đến tham dự.



*Hình trong một buổi lễ vinh danh năm trước.*

Khách mời cho chương trình năm nay sẽ là Cảnh Sát Trưởng Thành phố Whittier, Jeff Piper và ông David Kling, một cảnh viên đã về hưu và là bố của cảnh sát Lesley Zerebny, người nữ cảnh viên Thành phố Palm Springs đã hy sinh lúc thi hành công vụ vào năm ngoái.

Năm nay, cô Hoa hậu Garden Grove 2017 Missy Mendoza và nhóm ca đoàn của trường trung học Bolsa Grande High School sẽ phụ trách phần văn nghệ.

Để biết thêm chi tiết, xin liên lạc về Sở cảnh sát Garden Grove ở số (714) 741-5901.



Để phổ biến trên các phương tiện truyền thông  
Văn phòng thông tin liên lạc: (714) 741-5280

Liên lạc: Paul Worlie (619) 296-0605 Ext. 236  
Nuffer Smith Tucker Public Relations

Thứ Ba, 2/5/2017

**THÀNH PHỐ CẢNH BÁO VỀ BỆNH CỦA CÁC GIỐNG CÂY THUỘC HỌ  
CAM/QUÍT (CITRUS DISEASE) ĐƯỢC TÌM THẤY TẠI NAM CALIFORNIA**

Thành phố kêu gọi cộng đồng để phòng bệnh các giống cây họ cam/quít Huanglongbing, còn gọi là HLB, đã được phát hiện tại County Los Angeles. HLB làm chết các giống cây thuộc họ cam/quít và không chữa được.

HLB không có hại cho con người. Bệnh này lây lan bởi một loại sâu bệnh được gọi là loài Psyllid châu Á (Asian citrus psyllid.) Đây là một loài côn trùng nhỏ ăn lá cây có múi như cam, chanh, quýt, bưởi và gây ra một loại vi khuẩn lan truyền gọi là Huanglongbing. Nếu một cây bị nhiễm bệnh, nó có thể chết trong vòng 5 năm. Các thành phố được xác nhận có sâu bệnh HLB hiện đang được kiểm dịch thực vật.

Để giúp ngăn ngừa sự lây lan của HLB tới những cây có múi họ cam/quít trong Garden Grove, Văn phòng The Citrus Pest & Disease Prevention Program khuyến cáo thực hiện các việc như sau:

- Kiểm tra cây cam/quýt/chanh hàng tháng.
- Không di chuyển cây cọ, lá hoặc tán lá trong hoặc ngoài cộng đồng của quý vị.
- Nói chuyện với vườn cây địa phương về các sản phẩm có thể bảo vệ cây của bạn.
- Nếu bạn nghi ngờ cây của bạn bị bệnh, hãy gọi Sở Nông nghiệp và Thực phẩm California ở số (800) 491-1899.

Để biết thêm thông tin, vui lòng truy cập [www.californiacitrusthreat.org](http://www.californiacitrusthreat.org).

###





# THÔNG TIN

## Từ Thành Phố Garden Grove

Để phổ biến trên các phương tiện truyền thông  
Văn phòng thông tin liên lạc: (714) 741-5280

Liên lạc: Sgt. Jim Holder (714) 741-5901  
Thuộc Sở Cảnh sát

Thứ Tư, 3/5/2017

### LỄ TƯỜNG NIỆM VINH DANH NHỮNG CẢNH SÁT GARDEN GROVE ĐÃ HY SINH VÌ CÔNG VỤ

Sở cảnh sát Garden Grove sẽ tổ chức buổi lễ tưởng niệm vinh danh các cảnh sát đã hy sinh lúc thi hành công vụ lần thứ 30 vào lúc 5:00 giờ chiều ngày Thứ Năm, 18 tháng 5, 2017. Buổi lễ sẽ được tổ chức tại Sở cảnh sát Thành phố, tại địa chỉ là 11301 Acacia Parkway.

Năm cảnh viên được vinh danh gồm có: Ông Myron L. Trapp, Ông Andy Reese, Donald F. Reed, Ông Michael Rainford, và Howard Dallies, Jr. Buổi lễ vinh danh sẽ có gia đình, thân nhân, bạn hữu của những nhân viên Thành phố cũng như nhân viên trong ngành luật pháp thuộc quận Cam đến tham dự.

Khách mời cho chương trình năm nay sẽ là Cảnh Sát Trưởng Thành phố Whittier, Jeff Piper và ông David Kling, một cảnh viên đã về hưu và là bố của cảnh sát Lesley Zerebny, người nữ cảnh viên Thành phố Palm Springs đã hy sinh lúc thi hành công vụ vào năm ngoái.

Năm nay, cô Hoa hậu Garden Grove 2017 Missy Mendoza và nhóm ca đoàn của trường trung học Bolsa Grande High School sẽ phụ trách phần văn nghệ.

Để biết thêm chi tiết, xin liên lạc về Sở cảnh sát Garden Grove ở số (714) 741-5901.

###

**WEEKLY MEMO 5/04/17**

**SOCIAL MEDIA  
HIGHLIGHTS**



**Garden Grove City Hall** shared a link.  
Published by Garden Grove PIOPublic (7) · 50 mins · 🌐



### City of Garden Grove on Twitter

"This morning, Danberry Drive in #GardenGrove will experience a water outage, from 9AM to 3PM. Residents were notified. Thank you."

TWITTER.COM

👍 **Get More Likes, Comments and Shares**  
Boost this post for \$15 to reach up to 8,700 people.

117 people reached

**Boost Post**

👍 Like    💬 Comment    ➦ Share

117 People Reached

0 Likes, Comments & Shares

0 Likes    0 On Post    0 On Shares

0 Comments    0 On Post    0 On Shares

0 Shares    0 On Post    0 On Shares

3 Post Clicks

0 Photo Views    3 Link Clicks    0 Other Clicks

#### NEGATIVE FEEDBACK


0 Hide Post    0 Hide All Posts  
0 Report as Spam    0 Unlike Page



**Garden Grove City Hall**  
Published by Garden Grove PIOPublic (9) · 17 hrs · 🌐

Grab your copy of the Summer 2017 Parks and Recreation Guide! If you don't receive your issue in the mail, you can pick one up at City Hall, 11222 Acacia Parkway, at the Recreation Counter. #ParksMakeLifeBetter #GardenGrove

View the electronic version here ~>> <https://www.ci.gardengrove.ca.us/commserv/ParksAndRecGuide>



👍 **Get More Likes, Comments and Shares**  
Boost this post for \$15 to reach up to 8,700 people.

2,827 people reached

**Boost Post**

2,827 People Reached

73 Reactions, Comments & Shares

53 Likes    28 On Post    25 On Shares

13 Love    5 On Post    8 On Shares

1 Comments    1 On Post    0 On Shares

7 Shares    3 On Post    4 On Shares

103 Post Clicks

29 Photo Views    25 Link Clicks    49 Other Clicks

#### NEGATIVE FEEDBACK

0 Hide Post    2 Hide All Posts  
0 Report as Spam    0 Unlike Page



Garden Grove City Hall shared a link.

Published by Garden Grove Placemaking (P) · Yesterday at 8:01am · 🌐



### City of Garden Grove on Twitter

"Water outage scheduled for this morning, 9AM-3PM, on Dino, Patricia, Poindexter, Danberry & Acorn Streets in #GG. Residents were notified."

TWITTER.COM



Get More Likes, Comments and Shares

Boost this post for \$15 to reach up to 8,700 people.

377 people reached

Boost Post

Like

Comment

Share

377 People Reached

0 Likes, Comments & Shares

0 Likes

0 On Post

0 On Shares

0 Comments

0 On Post

0 On Shares

0 Shares

0 On Post

0 On Shares

10 Post Clicks

0 Photo Views

9 Link Clicks

1 Other Clicks

#### NEGATIVE FEEDBACK

1 Hide Post

0 Hide All Posts

0 Report as Spam

0 Unlike Page

Video

Post



#### Video Performance In This Post

🕒 Minutes Viewed	538
👁️ Video Views	1,555
🕒 10-Second Views	639
🕒 Video Average Watch Time	0:09
👤 Audience and Engagement	



#### Garden Grove City Hall: OC Streetcar Demonstration

Join OCTA on May 9 or May 13 to learn the latest on the OC Streetcar, including the maintenance and storage facility, stop design effort, project schedule and more! Construction begins next year. More details at <https://www.ci.garden-grove.ca.us/octa-o...>

100 · Updated on 05/02/2017 · Max Permiakoff

This metric may not be updated yet with the most recent data that appears on your page.

Create Post With Video

Edit Post

Boost Post



**Garden Grove City Hall** shared Garden Grove Public Works Department's post.

Published by Garden Grove ProPublica (P) · May 1 at 11:19am · @

\*UPDATE 01:14 P.M. - Water is back on, on Dorothy and Westlake Streets.

Emergency water outage on Dorothy and Westlake Streets. Due to the emergency situation, it is unknown when the water will be turned on. A follow-up posting will be made soon.

We apologize for the inconvenience and thank you for your patience. Thank you, #GardenGrove.



**Garden Grove Public Works Department**  
May 1 at 11:14am · @

Due to a water main break, the Water Services Division has an emergency water outage on Dorothy and Westlake Streets. Due to the emergency nature, residents were not notified. At this time, the duration of the outage is unknown.

Get More Likes, Comments and Shares  
Boost this post for \$15 to reach up to 8,700 people.

439 people reached

Boost Post

Arelita Salsena

Like Comment Share



**Garden Grove City Hall**

Published by Garden Grove ProPublica (P) · May 1 at 10:31am · @

Join Friends of Harbors, Beaches & Parks (FHBP) on a free Redwoods stroll through Carbon Canyon Regional Park this Saturday, May 6, from 10:30 a.m. to 12:00 p.m.

#FunFact: Did you know that there is a three-acre stand of coastal redwoods in north #OrangeCounty? This easy, flat hike within the park will offer visitors a glimpse into the coastal sage scrub and chaparral habitats found in many of our foothill areas with the final destination of the famous Redwood Grove. Experience the cool air, shady and damp environment beneath these giant trees.

Register at <https://www.eventbrite.com/e/redwoods-stroll-at-carbon-canyon...> #hike #GardenGrove



Get More Likes, Comments and Shares  
Boost this post for \$15 to reach up to 8,700 people.

1,709 people reached

Boost Post

17

2 Comments 1 Share

Like Comment Share

439 People Reached

1 Reactions, Comments & Shares

1 View 1 On Post 0 On Shares

0 Comments 0 On Post 0 On Shares

0 Shares 0 On Post 0 On Shares

15 Post Clicks

0 Photo Views 0 Link Clicks 15 Other Clicks

NEGATIVE FEEDBACK

0 Hide Post 0 Hide All Posts  
0 Report as Spam 0 Unlike Page

1,709 People Reached

22 Reactions, Comments & Shares

16 Like 16 On Post 0 On Shares

1 View 1 On Post 0 On Shares

2 Comments 2 On Post 0 On Shares

3 Shares 1 On Post 2 On Shares

53 Post Clicks

15 Photo Views 6 Link Clicks 33 Other Clicks

NEGATIVE FEEDBACK

0 Hide Post 0 Hide All Posts  
0 Report as Spam 0 Unlike Page



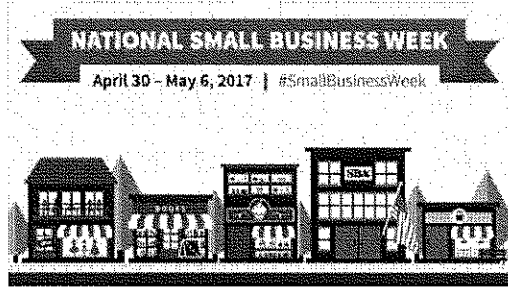
### Garden Grove City Hall

Published by Garden Grove, PicPulido (P) April 30 at 8:56am

For over 50 years, the U.S. has celebrated National Small Business Week, which recognizes the critical contributions of America's entrepreneurs and small business owners.

The City would like to take this opportunity to acknowledge the outstanding entrepreneurs and small business owners that make up #GardenGrove. Small businesses are the cornerstone of Garden Grove's economy and their success contributes greatly to the quality of life in the community.

This week, consider shopping at your local stores in celebration of #SmallBusinessWeek. Think #BIGG - Buy In #GardenGrove.



**Get More Likes, Comments and Shares**  
Boost this post for \$15 to reach up to 8,700 people.

1,448 people reached

Boost Post

Linda Brown-Ladake and 80 others

1 Comment · 1 Share

Like Comment Share

1,448 People Reached

4 Likes, Comments & Shares

2 Likes 2 On Post 0 On Shares

1 Comments 1 On Post 0 On Shares

1 Shares 1 On Post 0 On Shares

17 Post Clicks

6 Photo Views 0 Link Clicks 11 Other Clicks

NEGATIVE FEEDBACK

0 Hide Post 0 Hide All Posts

0 Report as Spam 0 Unblock Page



### Garden Grove City Hall

Published by City of Garden Grove (P) April 29 at 8:00am

#### CLASS OF 2017 WE WANT TO RECOGNIZE YOU

If you are graduating this year with an undergraduate or post-graduate academic degree from any college or university, TOMORROW is the last day to sign up for the 5th annual #GardenGrove College Graduates Reception!

To RSVP for the free event, contact the Office of Community Relations at (714) 741-5280 or email [communityrelations@garden-grove.org](mailto:communityrelations@garden-grove.org).



#### Garden Grove College Graduates Invited to Attend Recognition | City of Garden Grove

The City invites Garden Grove residents who are graduating this year with an undergraduate or post-graduate academic degree from any college or university...

City of Garden Grove, CA

**Get More Likes, Comments and Shares**  
Boost this post for \$15 to reach up to 8,700 people.

886 people reached

Boost Post

Lena Nguyen, Aralinda Barera and 8 others

1 Share

Like Comment Share

886 People Reached

14 Reactions, Comments & Shares

10 Likes 10 On Post 0 On Shares

1 Love 0 On Post 1 On Shares

1 Comments 0 On Post 1 On Shares

2 Shares 1 On Post 1 On Shares

22 Post Clicks

0 Photo Views 6 Link Clicks 16 Other Clicks

NEGATIVE FEEDBACK

1 Hide Post 0 Hide All Posts

0 Report as Spam 0 Unblock Page



### Garden Grove City Hall

Published by Missy M Mendocca (7) - April 27 at 5:00pm · 🌐

#### SUMMER YOUTH JOB FAIR 2017

Job seekers can register at <https://www.eventbrite.com/e/summer-youth-job-fair-2017-job-...> for the fair this Saturday, April 29th, hosted by State of California Employment Development Department!



State of California  
Employment Development Department  
with America's Job Centers of California™

### Summer Youth Job Fair 2017

Assisting Youth, ages 15-25

Date: Saturday, April 29, 2017

Time: 9 a.m. - 12:30 p.m.

Place: Santa Ana Regional  
Transportation Center

Address:  
1000 East Santa Ana Blvd.  
Santa Ana, CA 92701

Apply and interview for local full-time, part-time and seasonal positions

Job seekers can register for event at <https://www.eventbrite.com>

Employers - Reserve your space today and meet with hundreds of youth job seekers at this event! <http://ajc2017at.eventbrite.com>

#### Open to all job seekers

- Dress for success and bring copies of your resume
- Learn how to apply and interview for employer's positions
- Meet and network with employers
- Get information on programs for at-risk youth, teens and young adults
- Event targets youth between 15-25, but is open to all job seekers

For additional information, please call: 557-400-1344 Linda.Taylor@edd.ca.gov

The EDD, an equal opportunity employer program, is a partner in this event. Auxiliary aids and services are available upon request to individuals with disabilities. Requests for auxiliary aids and/or alternate formats need to be made prior to the event by calling 957-400-1344 (voice). TTY users, please call the California Relay Service at 711.



26 (0015) Rev. 3/11 (11-2017) (04/16/17)

Page 1 of 1

02/02/2017

2,788 People Reached

37 Likes, Comments & Shares

11 Likes On Post 6 On Shares

11 Comments On Post 6 On Shares

15 Shares On Post 1 On Shares

76 Post Clicks

28 Photo Views 5 Link Clicks 43 Other Clicks

#### NEGATIVE FEEDBACK

3 Hide Post 0 Hide All Posts  
0 Report as Spam 0 Unlike Page

Get More Likes, Comments and Shares  
Boost this post for \$15 to reach up to 8,700 people.

2,788 people reached

Boost Post

Denise Guarez, Kelly Collins and 5 others 3 Comments 14 Shares



### Garden Grove City Hall

Published by Missy M Mendocca (7) - April 27 at 10:19am · 🌐

Scheduled water outage today until 3:00 p.m. on the following streets:

Wickers Drive  
Danberry Drive  
Cornwall Street... See More

Get More Likes, Comments and Shares  
Boost this post for \$15 to reach up to 8,700 people.

419 people reached

Boost Post

Denise Richardson Robertson 1 Share

Like Comment Share

419 People Reached

2 Likes, Comments & Shares

1 Likes On Post 0 On Shares

0 Comments On Post 0 On Shares

1 Shares On Post 0 On Shares

25 Post Clicks

0 Photo Views 1 Link Clicks 24 Other Clicks

#### NEGATIVE FEEDBACK

1 Hide Post 0 Hide All Posts  
0 Report as Spam 0 Unlike Page



Your Tweets earned 25.1K impressions over this 28 day period



**YOUR TWEETS**  
During this 28 day period, you earned **889** impressions per day.

Twitter
Top Tweets
Tweets and replies
Promoted
Impressions
Engagements
Engagement rate

City of Garden Grove	Impressions	Engagements	Engagement rate
<b>City of Garden Grove</b> @CityofGardenGrove · 54m This morning, Danberry Drive in #GardenGrove will experience a water outage, from 9AM to 3PM. Residents were notified. Thank you. via Twitter activity	70	1	1.4%
<b>City of Garden Grove</b> @CityofGardenGrove · 12h Grab a copy of the Summer '17 Parks&Recreation Guide @ #GG City Hall, 11222 Aracia Pkwy #ParksMakeLifeBetter E-copy->cc.garden-grove.ca.us/cemissions/Parks... pic.twitter.com/0s#GGK2aLS via Twitter activity	231	9	3.9%
<b>City of Garden Grove</b> @CityofGardenGrove · May 3 Water outage scheduled for this morning, 9AM-3PM, on Dino, Patricia, Poindexter, Danberry & Acorn Streets in #GG. Residents were notified. via Twitter activity	172	8	4.7%
<b>City of Garden Grove</b> @CityofGardenGrove · May 2 Enjoy your Tuesday, #GG! Today's weather will reach a high of 81°F & a low of 56°F. via Twitter activity	183	0	0.0%

**Engagements**  
Showing 28 days with 28 tweets



<b>City of Garden Grove</b> @CityofGardenGrove · May 1 Emergency Water Outage: Water main break on Dorothy & Westlake Streets. For more info, visit fac.aebuck.com/#GardenGroveCit... via Twitter activity	361	4	1.1%
<b>City of Garden Grove</b> @CityofGardenGrove · May 1 Hike w/ @FHBP_OC this Sat., May 6, @ 10:30AM, through the Redwoods. @ Carbon Canyon Regional Park Register @ eventbrite.com/r/redwoods-str... pic.twitter.com/HoClpGErIsM via Twitter activity	267	6	2.2%
<b>City of Garden Grove</b> @CityofGardenGrove · Apr 27 Sunday, 4:30 is the last day to sign up for #GG Grad's Reception if you are graduating this year in higher education! bit.ly/2oNGCa2 via Twitter activity	302	1	0.3%
<b>City of Garden Grove</b> @CityofGardenGrove · Apr 27 Register for the Summer Youth Job Fair, on Sat. 4/29, today at bit.ly/2oQyAeB #GG pic.twitter.com/t8kaf1UVZt via Twitter activity	446	9	2.0%
<b>City of Garden Grove</b> @CityofGardenGrove · Apr 27 Scheduled water outage today until 3PM on the following streets:  Wickers Drive Danberry Drive Cornwall Street  Residents were notified.#GG via Twitter activity	304	1	0.3%
<b>City of Garden Grove</b> @CityofGardenGrove · Apr 27 DON'T FORGET TO CLEAN OUT YOUR MEDICINE CABINET this Saturday, April 29th, from 10AM-2PM. #GG bit.ly/2qgYBT3 pic.twitter.com/4GFQRby61f via Twitter activity	338	16	4.7%



On average, you earned 1 Retweets per day

On average, you earned 2 likes per day

On average, you earned 0 replies per day

## **MISCELLANEOUS ITEMS**

**May 4, 2017**

1. Calendar of Events
2. Notice of Cancellation of the May 11, 2017 Garden Grove Zoning Administrator meeting.
3. League of California Cities, "CA Cities Advocates" dated April 28 and May 2, 2017.



**GARDEN GROVE**

CALENDAR OF EVENTS

May 4, 2017 – May 14, 2017

---

---

Thursday	May 4	7:00 p.m.	Planning Commission Meeting, Council Chamber <b>CANCELLED</b>
Thursday-Sunday	May 4-7		One More Productions presents "The Music Man" Gem Theater
Friday	May 5	10:00 a.m.	H. Louis Lake Senior Center's Cinco De Mayo Celebration, Senior Center Dining Room
Tuesday	May 9	4:30 p.m.- 6:30 p.m.	5 <sup>th</sup> Annual Garden Grove College Graduates Reception, CMC B Room
		6:30 p.m.	Closed Session, Founders Room
		6:30 p.m.	Successor Agency Meeting, Council Chamber
		6:30 p.m.	City Council Meeting, Council Chamber
Wednesday	May 10	9:00 a.m.- 7:00 p.m.	13 <sup>th</sup> Annual Garden Grove Community Foundation and Garden Grove Chamber of Commerce Golf Tournament, Willowick Golf Course
		10:00 a.m.- Noon	H. Louis Lake Senior Center's Mother's Day Celebration, Senior Center Dining Room
		2:00 p.m.	Oversight Board Meeting, Council Chamber <b>CANCELLED</b>
Thursday	May 11		Casual Day
		9:00 a.m.	Main Street Commission Meeting CMC Constitution Room
		9:00 a.m.	Zoning Administrator Meeting City Hall, 3 <sup>rd</sup> Floor Training Room <b>CANCELLED</b>
		10:00 a.m.- 11:00 a.m.	Customer Services Coaches Investing in You "Native Landscaping & Wild Life", CMC B Room
Thursday-Sunday	May 11-14		One More Productions presents "The Music Man" Gem Theater
Friday	May 12		City Hall Closed



**GARDEN GROVE**

---


**NOTICE OF CANCELLATION  
OF THE  
GARDEN GROVE  
ZONING ADMINISTRATOR  
REGULAR MEETING  
MAY 11, 2017**

NOTICE IS HEREBY GIVEN that the Regular Meeting of the Garden Grove Zoning Administrator scheduled for Thursday, May 11, 2017, at 9:00 a.m. at City Hall, 11222 Acacia Parkway, Third Floor Training Room, Garden Grove, is hereby cancelled pursuant to the attached Cancellation Notice.

DATED: May 4, 2017

A handwritten signature in black ink, appearing to read 'Lisa L. Kim', with a long horizontal line extending to the right.

LISA L. KIM  
ZONING ADMINISTRATOR



**GARDEN GROVE**

---

# **NOTICE OF CANCELLATION**

The Regular Meeting of the  
Garden Grove Zoning Administrator  
scheduled for May 11, 2017  
has been cancelled.

JUDITH MOORE  
SECRETARY

# CA Cities Advocate



LEGISLATION AND POLICY AFFECTING CALIFORNIA CITIES

April 28, 2017  
Issue #33

**IN THIS ISSUE:**

- Page 4: Long Term Water Conservation: Legislative Efforts Begin
- Page 5: Submit Session Proposals for the 2017 Fire Chiefs Leadership Seminar  
2018 City Managers Department Meeting Call for Proposals Open
- Page 6: Bills in Committee and Legislative Hearings of Interest May 1-8
- Page 7: NLC's University Leadership Summit Scheduled for Oct. 2-5 in San Diego

## Governor Signs SB 1

Gov. Jerry Brown today signed SB 1 (Beall), the Road Recovery and Repair Act of 2017. SB 1 generates \$5.2 billion annually for California's state and local transportation system. Cities and counties will receive \$1.5 billion annually to fix local streets and roads. Two weeks ago, the Governor signed ACA 5 (Frazier), which ensures that the revenues are spent wisely on state highways as well as on local streets and roads. *For more, see Page 2.*



## Senate Governance and Finance Committee Votes to Limit Local Control and Revenue over Installation of "Small Cell" Equipment *SB 649 Now Heads to Appropriations Committee*

Despite opposition from at least 90 cities across the state to SB 649 (Hueso), the Senate Governance and Finance Committee unanimously voted (7-0) to limit local control and revenue from the installation of "small cell" equipment on all public property within and out of the public right-of-way (PROW). *For more, see Page 2.*



## Trailer Bill to Implement Proposition 64 Scheduled for May 4 Hearing

The Administration trailer bill seeking to implement Proposition 64, the Adult Use of Marijuana Act, will be heard in a joint hearing of three Budget Subcommittees on Thursday, May 4. The three committees are: Senate Budget Subcommittee 2 — Resources, Environmental Protection, Energy and Transportation, Senate Budget Subcommittee 3 — Health and Human Services and Senate Budget Subcommittee 4 — State Administration and General Government. *For more, see Page 3.*

'SB 1' Continued from Page 1...

League President and Lodi City Council Member JoAnne Mounce issued the following statement today: "California cities appreciate the Governor's signature on SB 1 today. Now our cities can get to work repairing and maintaining our streets and roads. These investments will also reduce car repair bills for our residents and improve our transportation system that is so vital to our economy and quality of life."

---

'SB 649' Continued from Page 1...

During Wednesday's committee hearing, the wireless telecommunications industry claimed its proposal was aimed at streamlining the process to install small cell technology and to establish "fair" permitting rates. Instead the measure removes local land use authority and establishes arbitrarily low fee structures that do not even cover the cost of staff to review small cell applications.

While Committee Chair Sen. Mike McGuire (D-Healdsburg) worked vigorously to improve components of the bill, details of the proposed amendments are still pending and continue to be problematic. On their surface, the amendments propose to:

- Carve out coastal zones and historic districts from the provisions of this bill; and
- Remove reference to the word "ministerial," instead requiring city or county approval for a "small cell" through a building permit or its functional equivalent when outside of the PROW and through an encroachment permit, its functional equivalent, and any ministerial permits when in the PROW.

The wireless industry claims the intent is not to limit local discretion over installation of these cells within their jurisdictions, yet the provisions would limit a local agency's ability to:

- Impose requirements to provide additional services, such as a condition to make the data network available for police, fire, or library services or to reserve public pole space for other technologies such as solar panels or public safety tools such as gunshot triangulation technology;
- Require submission of additional information beyond what's required of similar construction projects regarding the "small cell," limiting the city's ability to know exactly what is being installed in their communities;
- Require the wireless companies to perform regular maintenance, maintenance during certain hours, or repair/replacement of failed or dilapidated equipment; and
- Exempt any area of their community from this proposal's permitting process that is not located in a local historic district or in a coastal zone.

SB 649 allows small cell antennas on public pole structures to be as large as six cubic feet, and its associated equipment (i.e. power supply, etc) as large as 21 cubic feet on the pole structure itself. The proposal excludes the following ancillary equipment from all of the size limitations mentioned above:

- Electric meters and their pedestals;
- Concealment elements;
- Demarcation boxes;
- Grounding equipment;
- Power transfer switches; and
- Vertical cable runs.

Ultimately, SB 649 and its proposed amendments would unnecessarily shut out public input when a better approach would be one that encourages coordination and vision for "small cell" deployment in a way that works best for each city across California.

### **Next Steps**

The bill will go next to the Senate Appropriations Committee. The League encourages cities to contact their legislators below to urge them to oppose SB 649 and its proposed amendments. The League's sample letter is available at [www.cacities.org/billsearch](http://www.cacities.org/billsearch) by plugging SB 649 into the search function.



Senate Appropriations Committee Members:

- Sen. Ricardo Lara (Chair) (D-Bell Gardens)
- Sen. Patricia Bates (Vice Chair) (R-Laguna Niguel)
- Sen. Jim Beall (D- San Jose)
- Sen. Steven Bradford (D-Compton)
- Sen. Jerry Hill (D-San Mateo)
- Sen. Jim Nielsen R-Gerber)
- Sen. Scott Wiener (D-San Francisco)

---

**'Marijuana' Continued from Page 1...**

The trailer bill has yet to be amended and still contains a number of provisions that will frustrate local control and local enforcement efforts in relation to marijuana businesses.

The following provisions from the Medical Cannabis and Regulation Safety Act of 2015, which the League and the California Police Chiefs Association supported and helped shepherd to Gov. Jerry Brown's desk, do not conflict with Prop. 64, but are not included in the trailer bill:

- A provision expressly empowering local governments to conduct enforcement of state health & safety and other standards, if they request and are granted that authority from the relevant state agency;
- A provision expressly empowering local governments to inspect the books of cannabis businesses and conduct audits — vital with any all-cash business; and
- A provision requiring a business' ability to operate to be suspended upon revocation of a local permit, subsequent to the issuance of a state license (consistent with Prop. 64 provision providing that state licenses cannot be issued if they are in violation of local ordinances).

Without these protections cities will be easy targets for litigation if they try to enforce existing law, and will be at the mercy of a state-only enforcement system similar to that currently in place for liquor stores.

The trailer bill repeals anti-concentration language from existing law which helps protect economically challenged neighborhoods in our cities from having a disproportionate number of marijuana businesses concentrated in such areas.

It also repeals the state medical marijuana ID card program, leaving only a doctor's recommendation as the sole criteria to qualify for a sales tax exemption for medical marijuana. This will encourage all consumers to obtain a doctor's recommendation to avoid paying sales tax, regardless of the reason they are using marijuana. Cities can impose sales tax on recreational marijuana, but not on medical. Going forward, the recreational market can be expected to shrink, therefore cities will take a sales tax hit of over \$20 million statewide in the short term, if the ID card program is eliminated.

### **Next Steps**

Cities are urged to register opposition to the trailer bill with members of the committees.

#### **Senate Budget Subcommittee 2 — Resources, Environmental Protection, Energy and Transportation**

- Chair Sen. Bob Wieckowski (D-Fremont) (916) 651-4010 Fax: (916) 651-4910
- Sen. Mike McGuire (D-Healdsburg) (916) 651-4002 Fax: none listed
- Sen. Tony Mendoza (D-Artesia) (916) 651-4032 Fax: (916) 651-4932
- Sen. Jim Nielsen (D-Gerber) (916) 651-4004 Fax: (916) 651-4904

#### **Senate Budget Subcommittee 3 — Health and Human Services**

- Chair Sen. Richard Pan (D-Sacramento) (916) 651-4006 Fax: (916) 651-4906
- Sen. Bill Monning (D-Carmel) (916) 651-4017 Fax: (916) 651-4917

- Sen. Jeff Stone (R-Temecula) (916) 651-4028 Fax: (916) 651-4928

Senate Budget Subcommittee 4 — State Administration and General Government

- Chair Sen. Richard Roth (D-Riverside) (916) 651-4031 Fax: (916) 651-4931
  - Sen. Steve Glazier (D-Orinda) (916) 651-4007 Fax: (916) 651-4907
  - Sen. Scott Wilk (R-Lancaster) (916) 651-4021 Fax: (916) 651-4921
- 

### **Long Term Water Conservation: Legislative Efforts Begin**

Since Gov. Jerry Brown's [April 7 Executive Order](#) declaring an end to the statewide drought, conversations have turned to long-term water conservation. The Administration released a final version of its *Making Conservation a Way of Life* report, with a [fact sheet](#) outlining the proposals, as well as trailer bill language to effectuate some of the changes.

The Assembly is leading the debate after its April 26 hearing on eight proposals. Among the bills are three by Assembly Member Laura Friedman (D-Glendale), who has amended the trailer bill proposals into AB 1667-1669.

Water agencies and other stakeholders have put forward their own proposals in Assembly Member Blanca Rubio's (D-West Covina) AB 968 and AB 1654, which take a different approach to water conservation from the Administration.

To set the context for the Assembly Committee on Water, Parks, and Wildlife, the nonpartisan Legislative Analyst's Office released the chart below along with a [handout](#). The committee passed all of the measures, while acknowledging the need to ultimately have one approach to addressing long-term water conservation.

**Water Conservation Legislation Before  
Assembly Committee on Water, Parks, and Wildlife**

*April 25, 2017 Hearing*

Bill number	Author	Version Date	Description
AB 869	Rubio	3/28/2017	Exempts recycled water from conservation requirements under all conditions.
AB 968	Rubio	4/17/2017	Requires new 2025 water use efficiency targets for urban water suppliers. Provides options for the targets, protects water rights, and exempts recycled water.
AB 1000	Friedman	2/16/2017	Requires CEC to certify innovative water conservation and water loss detection and control technologies.
AB 1323	Weber	2/17/2017	Requires DWR to convene a stakeholder workgroup to develop proposals for new long-term water use targets.
AB 1654	Rubio	3/28/2017	Requires new drought shortage response procedures in urban water management plans. Defines emergency supply, and protects water suppliers that comply with the plans from any state action in times of drought.
AB 1667	Friedman	4/18/2017	Requires all agricultural water suppliers report water budgets, have drought plans, and expands efficient water management practices.
AB 1668	Friedman	4/18/2017	Requires new drought shortage response with detailed levels of response. Incorporates climate change, enhances water supply analysis, and strengthens the enforceability of urban water management plans and drought response plans.
AB 1669	Friedman	4/18/2017	Authorizes and requires SWRCB to adopt long-term water use efficiency standards.

Source: Assembly Committee on Water, Parks, and Wildlife staff.

CEC = California Energy Commission, DWR = Department of Water Resources, and SWRCB = State Water Resources Control Board.

**Submit Session Proposals for the 2017 Fire Chiefs Leadership Seminar**

*Deadline to submit is May 31*

Making its comeback last year, the League of California Cities® 2017 Fire Chiefs Leadership Seminar is opening its online submission process for sessions and proposals. This day-and-a-half conference commences on Dec. 13–14 at the Newport Beach Marriott and is designed to appeal to fire service leaders, including fire chiefs, chief officers and union leadership.

Topics and sessions offered at the conference are selected to deliver challenging leadership topics such as succession planning, labor relations, emergency response, late breaking changes in EMS and more.

**Topic Suggestions**

Some suggestions and topics of current interest to fire chiefs include:

- Emergency Medical Services;
- Local Control: Protecting your city's right to deliver what your community wants;
- Data collection and measuring patient outcomes;
- Demonstrating efficiency and effectiveness;
- How to implement innovative delivery models in your city;
- Behavioral Health – Health and Wellness for Fire Chiefs;
- Cancer prevention and tracking;

- Mental health and wellness / suicide prevention;
- Labor;
- The looming pension crisis – can we fix it together?;
- Model Labor/Management processes in California;
- Leadership and Management;
- Leadership and innovation;
- Culture change to overcome the status quo and tradition;
- What do tomorrow's leaders need today?; and
- What does succession development look like from the labor side?.

#### **Submission Guidelines**

- Submissions, non-commercial in nature, from any individual, group, business or organization, on any topic are welcome.
- The Program Planning Committee will consider the educational value of each proposal and the extent to which it presents new and/or significant information.
- Sessions may not include sales, commercialism or product promotion of any kind.
- Proposals must be submitted online.

For more information or to request a copy of last year's program, please contact [Katie Sacco](#).

---

#### **2018 City Managers Department Meeting Call for Proposals Open** *Deadline to Submit Ideas is June 5*

The League of California Cities<sup>®</sup> is taking submissions for session proposals and speakers for the 2018 City Managers Department meeting, which is scheduled for Jan. 31–Feb. 2 at the Newport Beach Marriott Hotel & Spa. The call for proposals offers a chance to share best practices, innovative approaches, as well as research and information with managers at their largest annual gathering in California.

This three-day conference is geared toward California city managers and others in the profession and focuses on current issues and timely topics to assist officials in their daily roles and operations within their city.

Submissions, non-commercial in nature, from any individual, group, business or organization, on any topic are welcome. The Program Planning Advisory Committee will consider the educational value of each proposal and the extent to which it presents new and/or significant information.

Sessions may not include sales, commercialism or product promotion of any kind. Ideas need to be fully completed and submitted through the online proposal form by Monday, June 5 to be considered by the committee.

There is a limit to the amount of words allowed within the title and description of each proposal. Please write your proposal in a word-processing program first, and paste the final version into the online form.

A "Topic Suggestions" has been added to the proposal guidelines that are areas of current interest to this group.

Visit [www.cacities.org/citymanagersproposal](http://www.cacities.org/citymanagersproposal) for additional information and to submit ideas.

If you have any questions please contact [Dayna Casper](#) at (916) 658-8227.

---

#### **Bills in Committee and Legislative Hearings of Interest May 1–8**

As the legislative policy committee schedule is ramping up the League is tracking numerous bills affecting cities. Some hearings, if not all, will be televised. The Senate and Assembly publish

weekly television schedules, but audio is always available online. In addition, many hearings are also webcast via the [California Channel](#).

Additional information about the important bills the League is tracking is available in the [2017 Bills of Interest and Hot Bills List](#). Published on April 12, this list will continually be updated throughout the remainder of the Legislative Session. Bill language and the League's position letters and sample letters can be found at [www.cacities.org/billsearch](http://www.cacities.org/billsearch) by plugging the bill number into the search function.

Here are a number of upcoming hearings and measures of interest to cities:

#### May 1

**Senate Appropriations, 10 a.m., State Capitol, Room 4203**

- **SB 79 (Allen)** Sales and use taxes: exemption: used electric vehicles. *League position: Oppose unless Amended.*
- **SB 541 (Allen)** School facilities: school facility water capture practices. *League position: Support.*
- **SB 780 (Wiener)** Water Conservation in Landscaping Act. *League position: Oppose.*

#### May 2

**Senate Judiciary Committee, 1:30 p.m., State Capitol, Room 112**

- **SB 167 (Skinner)** Housing Accountability Act. *League position: Oppose.*

#### May 3

**Assembly Appropriations, 9 a.m., State Capitol, Room 4202**

- **AB 20 (Kalra)** Public employee retirement systems: divestment: Dakota Access Pipeline. *League position: Oppose.*
- **AB 44 (Reyes)** Workers' compensation: medical treatment: terrorist attacks: workplace violence. *League position: Oppose.*
- **AB 45 (Thurmond)** California School Employee Housing Assistance Grant Program. *League position: Support.*
- **AB 420 (Wood)** Marijuana and medical cannabis: advertisements: license number disclosure. *League position: Support.*
- **AB 561 (Voepel)** Sales and use taxes: exclusion: public safety first responder vehicle and equipment: local public employee retirement: employer contributions. *League position: Oppose.*
- **AB 1333 (Dababnech)** Political Reform Act of 1974: local government agency notices. *League position: Oppose.*

**Assembly Insurance, 9 a.m., State Capitol, Room 437**

- **AB 570 (Gonzalez Fletcher)** Workers' compensation: permanent disability apportionment. *League position: Oppose.*

**Senate Governance and Finance, 9:30 a.m., State Capitol, Room 112**

- **SB 182 (Bradford)** Transportation network company: participating drivers: single business license. *League position: Pending.*

**Assembly Local Government, 1:30 p.m., State Capitol, Room 126**

- **AB 346 (Daly)** Redevelopment: housing successor: Low and Moderate Income Housing Asset Fund. *League position: Support.*

**Assembly Governmental Organization, 1:30 p.m., State Capitol, Room 4202**

- **AB 1168 (Gipson)** Gambling: Local Moratorium. *League position: Oppose.*

#### May 8

**Assembly Revenue and Taxation, 2:30 p.m., State Capitol, Room 126**

- **AB 53 (Steinorth)** Personal income taxes: deduction: homeownership savings accounts. *League position: Support.*
- **AB 960 (Brough)** Sales and use taxes: exemptions: textbooks. *League position: Oppose unless Amended.*

**Senate Appropriations, 10:30 a.m., State Capitol, Room 4203**

- **SB 17 (Hernandez)** Health care: prescription drug costs. *League position: Support.*
- **SB 78 (Leyva)** After school programs: grant amounts. *League position: Support.*
- **SB 558 (Glazer)** Property taxation: new construction exclusion: rain water capture system. *League position: Support.*
- **SB 589 (Hernandez)** Municipal separate storm sewer systems: financial capacity analysis: pilot project. *League position: Support.*
- **SB 618 (Bradford)** Load-serving entities: integrated resource plans. *League position: Oppose.*

**NLC’s University Leadership Summit Scheduled for Oct. 2–5 in San Diego**

NLC University convenes elected officials, municipal leaders, city staff and industry professionals annually at the NLC University Leadership Summit. The Leadership Summit provides attendees with an opportunity to recognize and reflect with peers, and strengthen the profile of their cities, towns and villages. This year NLC University heads to San Diego on Oct. 2–5 with a focus on the theme of “Leadership for Inclusion.”

Now, more than ever, leaders are required to define who they are, what they stand for, and how they plan to pave a path for their constituents. By design, NLC University seeks to engage everyone under one banner of inclusion. Additionally, the Leadership Summit equips participants with specific tools and a stronger national network to refine their understanding and implementation of inclusion. Summit learning begins long before arrival — participants are already engaged in local efforts to improve the quality of life for all residents. NLC University values their unique perspective and challenges everyone to bring a definition of what inclusion means personally and for their communities.

This year, NLC University is partnering with the National League of Cities’ Race, Equity, and Leadership (REAL) initiative, and the National Civic League to deliver training focused on enhancing inclusion work in local communities. Additionally, Patrick Ibarra, Co-Founder and Partner of the Mejorando Group, will guide the conversations and weave summit themes together to maximize learning and application. Ibarra “seeks to challenge the status quo thinking of ‘we’ve always done it that way’ and replace it with a progressive approach to continuous improvement.

Leadership Summit attendees will have the opportunity to attend many engaging sessions including:

- Personal Leadership Development: Fostering Inclusion;
- From Exclusion to Collaboration: Building Inclusive Communities through Civic Engagement; and
- A National Conversation on Inclusion and Equity.

The conference starts with the 2017 Leadership Summit kickoff event. From 5–7 p.m., on Oct. 2, participants are invited to attend Big Ideas for Cities. Big Ideas for Cities is a series that features cities and businesses that are using “big ideas” to drive communities forward. The series has quickly become an ideal platform for leaders to share success stories and describe, in detail, the steps they have taken to make their communities better. Attendees are welcome to stay for a reception immediately following the presentations. Past locations for NLC’s Big Ideas for Cities include: Miami Beach, Florida, Los Angeles, California, and Chicago, Illinois.

**Additional Details and Registration**

NLC members earn 10 credits in the NLC University Certificate Program by attending the Leadership Summit.

Leadership Summit Registration

- You may also book reservation by calling 1 (866) 837-4270. Let the operator know you are attending the 2017 NLC University Leadership Summit.

Hotel Accommodations

US Grant Hotel

326 Broadway

San Diego, CA 92101

---



May 2, 2017  
Issue #34

**IN THIS ISSUE:**

Page 3: Local Governments to Play an Essential Role in Re-launched Energy Upgrade California Program

## **California Multi-Unit Housing Construction Hits 26-Year High**

When it comes to apartment construction, California cities are clearly doing their part according to a new demographic report by the California Department of Finance (DOF), which indicates that apartment construction in the state is at a 26-year high. *For more, see Page 2.*



## **Updated Local Streets and Roads Estimates Fact Sheet Now Available**

Following Gov. Jerry Brown's signature on SB 1, the Road Repair and Accountability Act last Friday, Michael Coleman, the League's fiscal consultant, has updated the fact sheet on local Highway Users Tax Account (HUTA). The document now includes important detail about the new "Road Maintenance and Repair Account" funds that will begin flowing to city and county gas tax funds next year. *For more, see Page 2.*



## **League Opposes Effort to Cut CDBG Economic Development Funds for Small Cities**

*"Non-Entitlement" Cities Should Contact Their Legislators Immediately*

The League issued an action alert and an opposition letter earlier today on proposed trailer bill language sponsored by the Department of Housing and Community Development (HCD) that proposes major changes to the Community Development Block Grant (CDBG) program, including provisions that would significantly reduce funds available for local economic development. *For more, see Page 3.*

'DOF' Continued from Page 1...

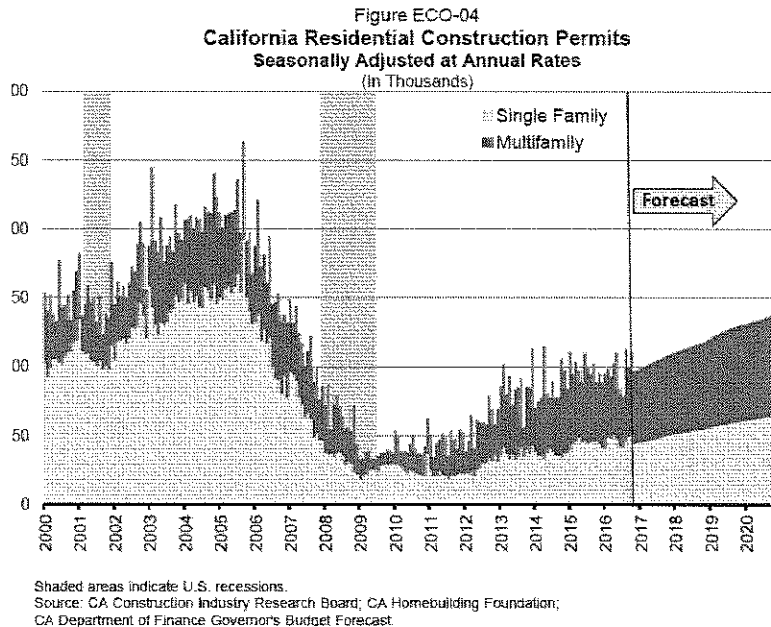
DOF's data appears at odds with a narrative that has been prevalent in recent housing debates in the state Capitol that seek to levy blame on local government for the recent decline in statewide housing production, which has never fully recovered since the last recession. State policy makers should pause and consider this information.

"This year marks the first time since 1991 that a net of over 50,000 multi-family housing units have been added to California's housing stock," states the DOF summary of the report. The report also asserts that overall state net unit growth in completed housing units for 2016 was up over 31 percent from the previous year.

A major factor in the lack of overall statewide housing production problem appears to lie with single-family production, which has lagged severely since the Great Recession. Between 2000 and 2007, California's single-family housing construction ranged between 100,000 to over 150,000 units per year. Single-family construction has not recovered since the depth of the recession in 2009. It is now finally approaching the 50,000 unit range. Potential buyers in this recovery face a number of challenges including difficulties saving for down payments and stiffer mortgage underwriting standards.

Recent press reports have also documented how despite permits being issued, developers — given market conditions — have been slow to respond. An article in the *Sacramento Bee*, "Natomas loses its housing mojo as developers hesitate to build." is an example.

This graph from the Economic Outlook section of Gov. Jerry Brown's FY 2017-18 January budget proposal focuses on the state's economic outlook and reflects the impact that the California recession has had on housing construction trends.



'LSR estimates' Continued from Page 1...

The new fact sheet, titled "Local Streets and Roads Estimates: 2016-17, 2017-18, 2018-19 including Highway Users Tax Account (HUTA) and Road Maintenance and Rehabilitation Account (RMRA)," provides descriptions of revenues, allocations and rules that locals need to know about these state transportation tax revenues that are allocated for local streets and roads needs. The RMRA imposes new reporting and minimum funding requirements of cities and counties in order to be eligible for RMRA funding.

Coleman will continue to update this document as important new information becomes available, including new revenue estimates. A revision should come out after the Governor releases his May Revise proposed FY 2017-18 budget, which will contain updated economic forecasts and statewide revenue estimates.

The [fact sheet](#) contains attachments with the latest city-by-city and county-by-county revenue estimates for HUTA and the RMRA.

[Additional information](#) about transportation funds is also available online.

---

'CDBG' Continued from Page 1...

These federal CDBG funds are traditionally allocated by HCD to "non-entitlement" cities (under 50,000 population) and counties (under 200,000 population). Many of these communities are in California's rural areas that have been losing population and facing harder times than other regions of the state. These areas depend on these funds to attract and retain business in their communities, operate revolving loan programs to assist local businesses and other activities.

What is particularly surprising is that HCD does not appear to have vetted a proposal of this magnitude with the affected small cities and counties which use these programs. In brief, the proposal would cut the longstanding share of CDGB economic development funds in half (from an existing 30 percent set-aside to 15 percent) and then eliminate it entirely if total funding falls below \$25 million — something highly likely given President Trump's recent proposals.

The League is joined in opposition by the California Association for Local Economic Development (CALED), which also issued an [opposition letter](#).

Such a major proposed change should not be put through as a budget proposal, but rather, given the impacts on many small cities and counties, HCD should be expected to thoroughly vet this proposal with affected cities and counties and propose related changes through the usual policy process.

Cities with populations under 50,000, which are considered federal "non-entitlement" jurisdictions under HUD, should contact their legislators immediately and urge opposition to this proposal.

The League has prepared a [sample letter](#) that can cities can also use.

---

## **Local Governments to Play an Essential Role in Re-launched Energy Upgrade California Program**

### *It's Called Do Your Thing*

California is famous for its innovative and pioneering spirit. That is one reason why the state is a recognized leader in energy conservation. But it is why it is important for the state to do more to reach and exceed its ambitious energy goals. At the center of this effort is the newly re-launched [Energy Upgrade California program](#). Cities and city leaders are encouraged to join this effort.

Sponsored by the California Public Utilities Commission (CPUC), Energy Upgrade California is a statewide marketing, education and outreach initiative to promote energy management concepts, energy efficiency actions and clean energy opportunities for the state's residents and businesses. The program is part of the greater effort to support California on its quest to double energy efficiency and reduce greenhouse gas emissions by 40 percent before 2030. It may seem like a daunting task, but it starts with the flip of a light switch or the turn of a dial.

Despite being a statewide program, Energy Upgrade California understands that change starts locally. This is why the program will need the leadership of local officials throughout the state — mayors, councilmembers and others — if it is to fundamentally transform the state's energy habits and landscape.

Empowering Californians to do more is what Energy Upgrade California is all about, but the program can't succeed without a strong collective effort that includes California's many diverse cities. Municipalities can get involved with the program in the following ways:

- First, city councils across the state can pass resolutions pledging to support the program and its goals. The League's Sacramento office has draft resolution language.
- Next, demonstrate your city council's support by sharing Energy Upgrade California's [website](#), [Twitter](#), [Facebook](#) and [Instagram](#) pages and content across your own social media channels with the hashtag #DoYourThing.
- Finally, join the movement by "Doing Your Thing"— whether it's upgrading lightbulbs or unplugging appliances when they're not in use — and encourage your residents to do the same.

The Energy Upgrade California introductory [video](#) provides more information in order to "Do Your Thing."

---