

**City of Garden Grove**  
**WEEKLY CITY MANAGER'S MEMO**  
**March 24, 2022**

TO: Honorable Mayor and City Council      FROM: Scott Stiles, City Manager  
Members

**I. DEPARTMENT ITEMS**

- A. PUBLIC WORKS CAPITAL IMPROVEMENT PROJECTS**  
Capital Improvement Project updates for the Public Works Engineering and Water services divisions are included for your information.

**II. ITEMS FROM OTHER GOVERNMENTAL AGENCIES, OUTSIDE AGENCIES, BUSINESSES AND INDIVIDUALS**

- A.** Memorandum from Mr. Larry Dick and Mr. Bob McVicker of the Municipal Water District of Orange County (MWDOC) outlining monthly water usage data figures, an estimate of Tier 2 volume for MWDOC, and selected water supply information.
- B.** SoCalGas's notice of filing an Energy Efficiency Application for approval of its eight-year business plan, and four-year program portfolio 2024-2027.

**• OTHER ITEMS**

- **SOCIAL MEDIA HIGHLIGHTS AND NEWSPAPER ARTICLES**  
Copies of the week's social media posts and local newspaper articles are attached for your information.
- **MISCELLANEOUS ITEMS**  
Items of interest are included.



Scott Stiles  
City Manager

# PUBLIC WORKS CAPITAL IMPROVEMENT PROJECTS

## Project Status Report

March 21, 2022

### ENGINEERING DIVISION - CAPITAL PROJECTS

The following are capital construction and design projects under the administration of the Engineering Division and their present status. This covers approximately through the next year.

### CONSTRUCTION PROJECTS

#### **CP-1090000 – Euclid/Westminster Intersection Improvement** (MIKE S)

Proposed improvement: Add a southbound right turn lane & EB right turn lane

- OCTA awarded \$1M Regional Capacity Program grant to City May 3, 2021.
- **Low Bidder:** RJ Noble **Low bid:** \$1,122,070 **Award:** October 13, 2021
- **Construction Start:** February 7, 2022
- **Status:** 1" and 2" services completed, New Curb & Gutter installed.

#### **CP-1007000 – Acacia Storm Drain** (MIKE S)

Acacia Ave floods regularly and water ponds in several front yards in the area.

- **Alignment:** Acacia Ave from Dale to Josephine, Josephine from Acacia to Woolley
- **Low Bid:** \$3.2 M **Awarded:** 12/14/21 to Vasilj, Inc.
- **Working Days:** 120 **Start Date:** February 7, 2022
- Completed offset for 18" City of Westminster water transmission line, disinfection is underway.
- Storm drain manhole #1 being constructed at Acacia and Dale intersection.
- Water line on Woolley complete. Installing residential water services and meters.

#### **CP-1045000 – Chapman at Lamplighter Traffic Signal**

- This project is combined with the Traffic Signal Modifications below.
- Notice to Proceed (NTP) 4/6/2022

#### **VAR – Traffic Signal Modifications** (KEN & JUAN)

These projects will upgrade the traffic signals at all the intersections listed below:

##### Location

- |                                  |                                  |
|----------------------------------|----------------------------------|
| • Garden Grove Blvd & Gilbert    | Notice to Proceed (NTP) 4/6/2022 |
| • Garden Grove Blvd & Casa Linda | NTP 4/6/2022                     |
| • Euclid & Stanford              | NTP 4/6/2022                     |
| • Brookhurst & Stanford          | NTP 4/6/2022                     |

**Low Bidder:** Elecnor Belco **Low bid:** \$1,276,196 **Award:** February 8, 2022,



## DESIGN PROJECTS

**CP-1259000 – Acacia Neighborhood Street Improvements** Const: **2022** (MIKE S)

Scope: Residential streets bounded by Dale, Stanford, Josephine and Garden Grove Blvd  
Fund 602 Water Capital = \$700,000

- Residential streets are severely cracked and failing
- Street Imprvmnts: Street reconstruction & widening with new curb, gutter and sidewalk
- **Street Design Status:** Plans 75% complete
  - Utility poles need to be relocated to complete street work – coord underway
  - AT&T starting relocation at Dale & Acacia
  - SCE relocation plan reviewed by City with comments to be addressed by SCE

**CP1297022 – Chapman Ave Rehab – Springdale to Western** L= 5300' (NICK)

Budgetary Estimate = \$3.5 M (design, construction, contingency & const engineering)

Rehab Type: 2" Mill & Fill with digouts and ARAM

- Schedule: Construction summer 2022
- Will include one grooved cross gutter replacement @ Chapman & Jasper
- Status: Received Union Pacific Railroad consent letter/Design 75% complete

**CP1297022 – Garden Grove Blvd Rehab – Harbor to Fairview** L= 5100' (NAVIN)

Budgetary Estimate = \$2.2 M (design, construction, contingency & const engineering)

- \$500k grant funding from FHWA (federal funds) through OCTA'

Rehab Type: 2" Mill & Fill with digouts and ARAM

- Schedule: Construction summer 2022
- Status: Base plan completed

**CP1297022 – Lampson Ave Rehab – Harbor to Haster** L= 2600' (NAVIN)

Budgetary Estimate = \$300 k (design, construction, contingency & const engineering)

- Rehab Type: Crack Fill & Slurry Seal
- Schedule: Construction summer 2022
- Status: Plans 100% complete

**CP-1253000 – Hazard Ave Rehab v2.0 – Bushard to Ward** L= ~5000' (NICK)

Budgetary Estimate = \$900K for City of GG, \$950k for Westminster

(design, construction, contingency & const engineering)

**City of Garden Grove is Lead Agency**

- Rehab Type: 2" Mill & Fill with digouts (1/2 FR-ARHM, 1/2 ARHM)
- Schedule: Construction summer/fall 2022
- Status: Design 70% complete – Need to start segment from Bushard to Brookhurst
- Received Geocon geotechnical report
- Project will include **McFadden from Ward to 600' E of Ward Street**
- Budgetary Estimate = \$500K

**CP-1196263 – Westminster Ave Rehab – Magnolia to Bushard** L= 2600' (NICK)

Budgetary Estimate = \$600k for City of GG

**City of Westminster is Lead Agency**

- Rehab Type: Reconstruction, City of GG owns only #3 WB lane
- Schedule: Construction summer/fall 2022 – (Start construction on June 6, 2022 after school year is over)
- Status: Design submitted by City of Westminster – GG is currently reviewing
- Preparing soils report

## Capital Projects - Project Status Report

March 21, 2022

Page 3 of 5

### **CP1320000 – Chapman Ave Rehab – Nelson to Euclid L= 1270'** (NICK)

- Rehab Type: Slurry Seal with minor repairs
- Schedule: Construction summer 2022
- Status: 80% Complete

### **CP1321000 – Chapman Ave Rehab – Euclid to 9th L= 2610'** (NICK)

- Rehab Type: 2" Mill & Fill with digouts and ARAM
- Schedule: Construction summer 2022
- Status: 80% Complete

Budgetary Estimate = \$1.03 M for CP1320 and CP1321 Projects

### **CP1322000 – Newland Street – Trask to GG Blvd L= 2575'** (NAVIN)

- Rehab Type: Reconstruction with Full-Depth Reclamation Process
- Schedule: Construction summer 2022
- Status:
  - Soils Investigation complete.
  - Still waiting on survey CAD file.
  - Design 40% complete

### **CP1323000 – Mays – Yockey to Magnolia L= 1250'** (NAVIN)

- Rehab Type: Reconstruction with Full-Depth Reclamation Process
- Schedule: Construction summer 2022
- Status: Soils Investigation complete. Plans 90% complete.

### **CP-1196273 – Westminster Avenue Rehab – Newhope to Harbor Blvd** (NICK)

This is a cooperative project with the City of Santa Ana. Santa Ana will take lead on the project. This project construction is slated for summer 2022

Budgetary Estimate: \$300K

Rehab Type: 2" mill and fill w/dig outs

**Status:** Design 60% complete

### **CP-1303000 – Harbor/Garden Grove Intersection Improvement** (NAVIN)

Proposed improvement: Add 2<sup>nd</sup> NB left turn lane, EB right turn lane & new traffic signal

- Estimated Project Cost: **\$3.135 M**
- Status: Finalized lane configurations approved by City Engineer 09/13/2021
- OCTA recommends project for Intersection Capacity Enhancement (ICE) grant funding. Goes to OCTA Board for (anticipated) final approval in April.
- Possible funding through future federal infrastructure bill

### **CP1297022 – Lampson Ave Rehab – Springdale to Knott L= 2600'** (NICK)

Budgetary Estimate = \$350 k (design, construction, contingency & const engineering)

- Rehab Type: Digouts, Crack Fill & Slurry Seal
- Schedule: Construction delayed to summer 2023 due to sewer project conflict
- Status: 80% complete plans

**Capital Projects - Project Status Report**

**March 21, 2022**

**Page 4 of 5**

**Magnolia Street – Utility Undergrounding – GG Blvd to Mac Alpine** (NICK & MARK)

Project designed and funded by SCE

- Cost for undergrounding has increased to \$550/lf: total = \$5.8M in 2020 dollars, therefore Edison has reduced the scope of work to accommodate the available budget
- Restarted project w/ meeting on 09/23/21
- Status: 70 sheets of traffic control plans are approved by City
- SCE's will begin bidding the project in April. Construction estimated beginning summer 2022. (July/August)
- Spectrum will relocate facilities **after** SCE completes project. AT&T will ultimately remove poles after Spectrum finishes their work.

**CP-1047000 – Civic Center Drive – Median & Parking Modifications** (MIKE B.)

Modify CCD median island and install angled parking in NB lanes

- Survey info received.
- Status: Concept plans started. Further design dependent on issuance of grading permit for proposed Cottage Industry development

**Traffic Signal Modifications**

- Garden Grove Blvd & Galway Design 95% - AT&T Utility Conflicts – Therefore, not included in this year's bid package above

**VAR – Traffic Signal Synchronization Projects** (Multijurisdictional) (DAI, KEN, JUAN)

These projects will synchronize the traffic signals and will upgrade the equipment at all the intersections listed below:

<u>Location</u>	<u>Status</u>
• CP-1109000 Katella Avenue	Consultant awarded project Construction 90%
• CP-1180000 Valley View	Postponed until 2022* Design 0%
○ *Funding issues related to Covid-19 for H.B & Westminster	

**Grooved Cross Gutter Replacement** (NICK)

There is currently one known grooved cross gutters on **Chapman Avenue at Jasper Street**. It will be replaced with a regular cross gutter and modifications to the existing street to adjust surrounding grades.

- **Status:** design complete.
- Will be included with the Chapman Ave Rehab – from Knott to Western



**ITEMS OF INTEREST**  
(But not Capital Project's Work)

**City Manger's Office**

**City Hall Security Upgrades**

- Bids were opened 11/16/21                      **Low Bid: \$795k   Low Bidder: Thomco**
- Award Contract: 12/14/21
- Status: Demolition complete. Construction 15% complete

**Community Services**

**Open Streets Garden Grove Event**

- Traffic Engineering will be assisting with the traffic control for the event.
- Schedule: April 2, 2022

cc: B. Murray, T.J McGovern, R. Meeks, L. Ruitenschild, M. Gray, L.Tapia, A. Pulido, J. Goddard, Noelle Kim, Ana Neal, R Leyva, B Eurs, Carolyn M., Emily T, Karen F., R. Jacot, K. Dibaj, R. Manson, Buster E., Patti W., Susan Morgan, David Ortega, Alicia Hofer, Lorena Soules

# PUBLIC WORKS CAPITAL IMPROVEMENT PROJECTS - STATUS REPORT

March 21, 2022

## WATER SERVICES DIVISION

---

### UNDER CONSTRUCTION

#### SANITARY SEWER

- **CP1141000 Partridge Lift Station Improvements Project** –The District has been experiencing frequent pump clogging caused by wet wipes from the tributary area. The District is considering to install a new grinder at the upstream of the lift station. Staff has hired AKM to provide a preliminary design of the grinder installation for the Partridge Lift Station.

Project Limit: Partridge Lift Station  
Contractor: Pacific Hydrotech Corp  
Bid Amount: \$614,900

Status:

- Project is approx. 50% completed. SCE has tentatively scheduled to energize the station on March 27, 2022. After the station is energized, it will take approximately 4 weeks to complete the rest of the project work.
- **CP1244000 Sewer Main Replacement Project 2&3**–The Sewer Rehabilitation Plan Phase 1, Sewer Main Replacement Project 2 (at Galway Street, Gilbert Street, Kerry Street, Kellogg Way, Alley near Belfast Drive, Crosby Ave, Central Avenue, and Acacia Avenue) and Project 3 (Trask Avenue, Edgebrook Drive, Garden Grove Boulevard, and Sycamore Street) are two of many projects designed to address defective sewer pipe throughout the City. The sewer improvements will consist of approximately 4,400 feet of sewer pipes, includes both design and optional construction management/inspection services.

Project Limit: See Location Map  
Consultant: JIG  
Contractor: Kordich  
Bid Amount: \$1,961,050  
Status:

- Project is 60% completed. Contractor has completed pipeline replacement in Galway Street and Acacia Avenue. They are replacing pipeline in Trask Avenue.
- **CP1245000 Sewer Main Lining and Spot Repairs Projects 3&4**–This project consists of rehabilitating approximately 22,813 linear-feet of 8-inch & 10-inch sewer using UV-Cured Glass Reinforced Plastic cured-in-place liner. The project will be at various locations throughout the City. The project will also include spot repairs, sewer lateral reinstatements and top hat sewer lateral seals. The project includes both design and optional construction management/inspection services.

Project Limit: See Location Map  
Consultant: Gannett Fleming, Inc  
Contractor: Tunnelworks Services, Inc.  
Bid Amount: \$1,221,976

Status:

- Project is approx. 50% completed. Contractor has completed installing lining in Acacia Ave between Josephine St. and Dale St. Contractor is in the area of Josephine St. between Woolley Ln. and Lampson Ave. this week.

## WATER

- **CP1205000 Magnolia Reservoir and Booster Pump Station Rehabilitation Project** (GG Project #7402) – The reservoir repairs consist of crack and joint repair, construction of seismic curb, roof waterproofing, rust spot repair, and the addition of a fall protection system. The repair work for the pump station consists of replacement of the existing engine and booster pump, replacement of the existing exhaust system, replacement of the existing catalytic converter, replacement of two 10-inch butterfly valves, replacement of the 10-inch check valve, refurbishment of the existing flow control valve, and replacement of the roof and existing removable dormer.

Project Limit: Magnolia Park (No traffic impact).  
Contractor: Pacific Hydrotech Corp. (PHC)  
Bid Amount: \$3.2 M

Status: Project is approx. 60% completed. Contractor has completed repairing the seal that's between the reservoir lid and the side of the reservoir wall. Contractor has completed repairing the cracks on the columns inside the reservoir. Waterproofing on the reservoir lid is scheduled to begin next week. The side walk is being constructed. Electrical work is ongoing for the booster pump station. Contractor anticipates to clean and fill up the reservoir on the first week of April.

- **OCWD PFAS Final Treatment Design** – CDM Smith is one of the 6 consultants that OCWD has retained to perform final design for well head treatment of the City's 7 affected wells. Ion Exchange has been selected as the preferred treatment approach for all the well sites due to space constraint.

Project Limit: Well 19, Well 29, Well 30, Lampson Reservoir and Booster Station, West Haven Reservoir and Booster Station  
Consultant: OCWD – CDM Smith  
Contractor: Pacific Hydrotech Corp  
Bid Amount: \$12.8M

Status:

- Project is approx. 65% completed. PHC continues with work at Well 29 and Well 30 sites. PHC has also started pouring foundations for the IX vessels at Lampson Reservoir Site. Contractor anticipates to have Well 29 operational without the booster pump on first week of April.

- **Alwood Ave and Anthony Ave Water Improvement Project** – This water main replacement project includes two of the high priority fire flow capacity deficient areas identified in the 2020 Water Master Plan. Project consists of approximately 1,300 ft of 12-in diameter pipe, 2,850 ft of 8-in diameter pipe including hydrants, fittings and appurtenances, trenching, backfilling, compaction, and pipe disinfection and testing.

Project Limit: Alwood Ave and Cole St; Anthony Ave and Acacia Ave between Josephine St and Magnolia St.

In-House Design

Contractor: All Cities Engineering Inc.

Status: Staff is reviewing submittals. Pre-construction meeting is set for next Monday, March 28, 2022. Construction is tentatively scheduled to begin on April 4, 2022.

## **UNDER DESIGN**

### **SANITARY SEWER**

- **CP1282000 Sewer System Rehabilitation Plan – Phase II** – This project includes CCTV inspection and system analysis of close to 500,000 linear feet of District’s sewer system. Similar to the Phase I study, projects will be identified to rehabilitate sewer mains that have major to severe structure defects.

Project Limit: South of Katella Ave, West of Lewis Street, North of Westminster Ave, and East of Euclid St.

Consultant: AKM

Status:

- Consultant is reviewing the CCTV videos and conducting assessment of the system. Consultant anticipates to have a preliminary project list by end of April.

- **CP131000 Sewer Improvement Project – Lampson Ave and Lamplighter** – This project is to redirect sewer flow away from Lenore Ave. Currently, the sewer main in this street is capacity deficient. This project will install approximately 1,100 ft of a new 10-inch sewer from Lampson Ave and Lamplighter to Lampson Ave and Springdale St.

Project Limit: From Lampson Ave. and Lamplighter St to Lampson Ave. and Springdale St.

Consultant: AKM

Status:

- Consultant has submitted revised plans. Staff is making changes due to the updated groundwater information. Staff anticipates to advertise in April.

- **CIP Project 92 (Donegal Drive Sewer - GGSD Project JL1299000)** – Staff is exploring the feasibility of constructing a 12-in sewer replacement inside a commercial property at 9625 Bolsa Ave. This will alleviate the sewer deficiency in the area.

Project Limit: Donegal Drive (Washington Ave. to Bolsa Ave.)

Consultant: JIG

Status:

- Plaza owner not willing to work with the City.

## **WATER**

- **SCADA Implementation Project** – The SCADA Master Plan has recommended 22 projects to be implemented over a 5-year period. The City is seeking for Program Management Services to facilitate the detailed design and implementation of these recommendations.

Project Limit: At the various water distribution facilities

Consultant: West Yost Associates

Status:

- FP2 – Pressure Monitoring Upgrade has been re-advertised and will have bid opening on 3/31/2022. The staff is also using planet bid to gain more visibility.
  - Consultant is working on the SCADA design upgrade for all the reservoir sites.
  - Consultant is also working on the design of the Sanitation PLC Control Panel Upgrade.
- **County Orangewood and Dale Water Improvement Project** – This water main replacement project includes replacing over 7,500 ft of 6-in diameter main replacement with 8-inch main. In addition, this project will replace 12 of the dry-barrel hydrants with wet barrel hydrants. This will help improve the fire flow in this area.

Project Limit: Between Orangewood and Yorkshire and Dale and Nearing (See Project Map)

Consultant: Stantec

Status:

- 90% plans was submitted last Friday.
- **Engineering and Condition Assessment of Well Nos. 16, 19, and 25** – The 2020 Water Master Plan has identified three potable water wells that are closed to the end of their useful life. This project is to evaluate the well casing of each well to determine if they can be rehabilitated. This project also include optional engineering design service for Well 19 if the assessment determines that it can be rehabilitated. Well 19 is one of the wells that has PFAS concentrations that are above the response levels.

Project Limit: at each well site

Consultant: Civiltec

Status:

- Consultant continues to work on the Well 19 design. Staff is working with OCWD to determine how best to handle the electrical upgrade in conjunction with the PFAS treatment project.



- **Public Works Yard Block Wall** – Civiltec Engineering has completed the design. Building Department reviewed and approved the plans.

Project Limit: Within the existing facility (No traffic impact).

Status:

- This project will be packaged with one of the water facility projects in the future.

### **SANITARY SEWER SHARED**

#### City of Anaheim

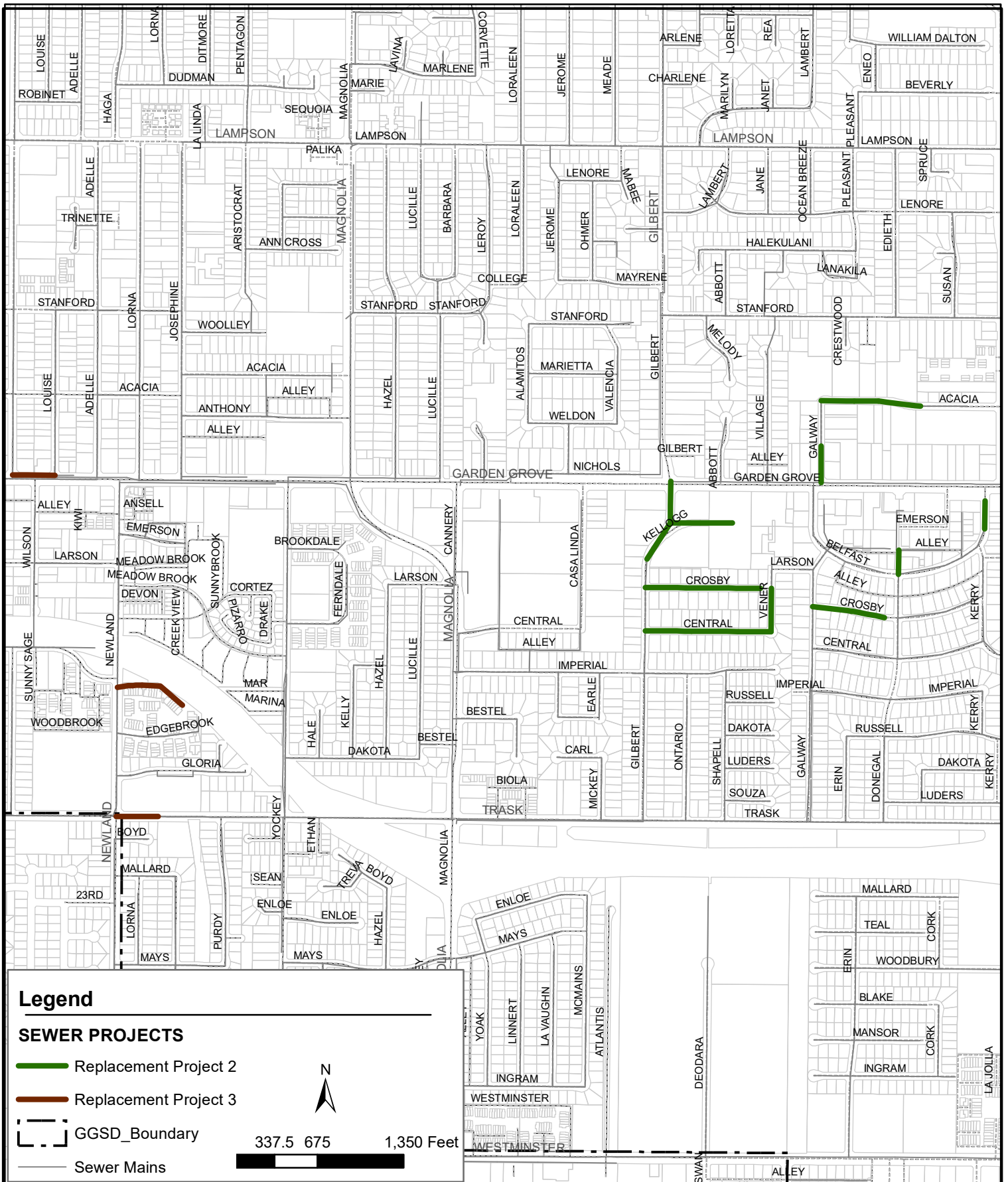
- Anaheim continues to resist updating 1986 Shared Sewer Agreement. The main stumbling block is that they do not want to lower the current d/D ratio of 0.75.

#### City of Santa Ana

- Santa Ana has agreed to include GGSD's portion of Westminster Sewer upgrade in their design and construction. Santa Ana City Council and GGSD Board have approved the reimbursement agreement between the City of Santa Ana and GGSD for this project.
- Santa Ana and GGSD staff agreed on the areas and contents of the shared sewer agreement. The final draft has been reviewed by attorneys. Santa Ana City Council approved the shared sewer agreement in August 2017. GGSD Board approved the agreement in October 2017.





#### City of Orange

- Water Services has initiated the conversation with City of Orange to draft a share sewer agreement. We have researched with the City Clerk to see if there is any existing share sewer agreement. The City Clerk did not find any.



**Legend**

**SEWER PROJECTS**

-  Replacement Project 2
-  Replacement Project 3
-  GGSD\_Boundary
-  Sewer Mains



337.5 675 1,350 Feet



City of Garden Grove  
Department of Public Works

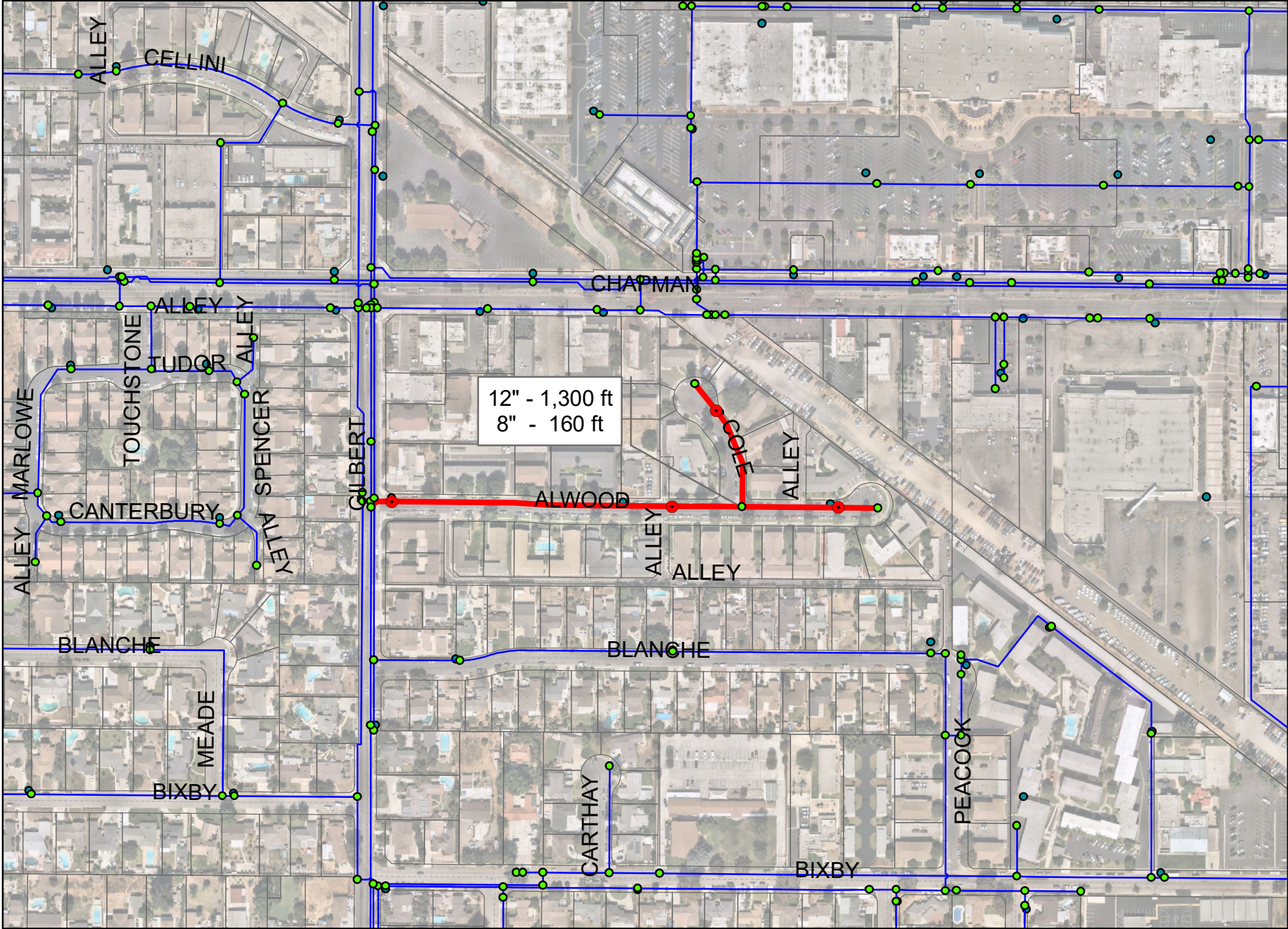
DRAWN BY:  
R.L.

CHECKED BY:  
R.L.

EXHIBIT A: LOCATION MAP  
SSRP- PHASE I  
SEWER REPLACEMENT PROJECT 2&3

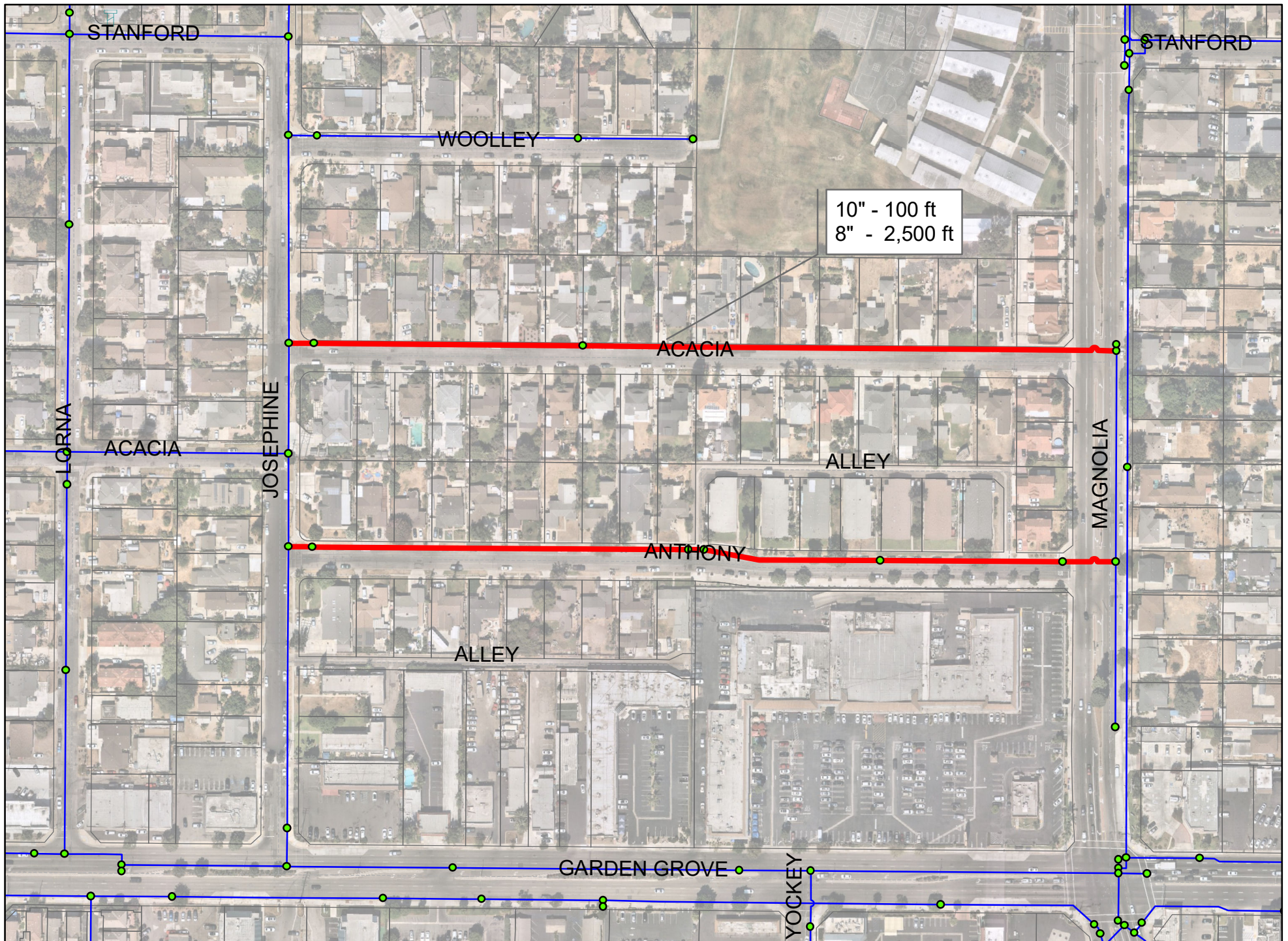






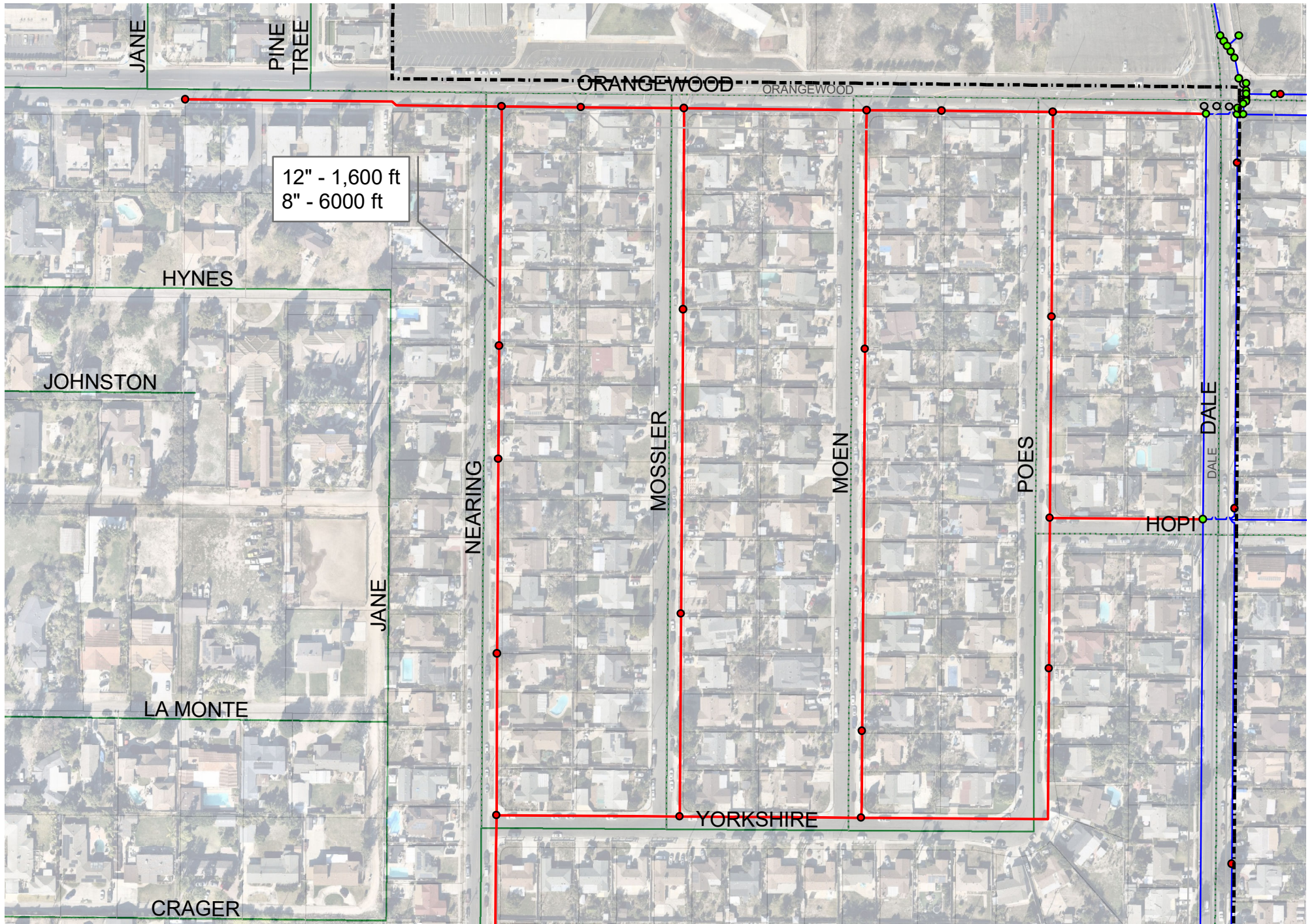
In-House Design - FF02\_Alwood and Cole





**In-House Design - FF10\_Magnolia\_Anthony\_Acacia**





Small Diameter Upsize: Oranewood Dr and Dale St Water Replacment Project





## Memorandum

**DATE:** March 17, 2022  
**TO:** Member Agencies – MWD OC Divisions Two & Three  
**FROM:** Larry Dick, Director – Division Two  
Bob McVicker, Director – Division Three  
**SUBJECT:** Monthly Water Usage Data, Tier 2 Projection & Water Supply Information

---

The attached figures show the recent trend of water consumption in Orange County (OC), an estimate of Imported Water Sales for MWD OC, and selected water supply information.

- OC Water Usage, Monthly by Supply ***OCWD Groundwater was the main supply in January.***
- Estimated OC Water Usage, Monthly, Comparison to Previous Years Water usage in January ***2022 was above average compared to the last 5 years.*** We are projecting a decrease in overall water usage compared to FY 2020-21. On July 8<sup>th</sup> 2021, state officials have ask California residents to voluntary reduce their water usage by 15% compared to 2020 levels.
- Historical OC Water Consumption Orange County M & I water consumption is ***projected*** to be ***529,000 AF in FY 2021-22 (this includes ~11 TAF of agricultural usage and non-retail water agency usage).*** This is about ***30,000 AF less than FY 2020-21*** and is about ***4,000 AF less than FY 2019-20.*** Water usage per person is projected to be slightly lower in ***FY 2021-22 for Orange County at 150 gallons per day*** (This includes recycled water usage). Although OC population has increased 20% over the past two decades, water usage has not increased, on average. A long-term decrease in per-capita water usage is attributed mostly to Water Use Efficiency (water conservation) efforts. ***O.C. Water Usage for the period of Fiscal Years FY 2015-16 to FY 2019-20 was the lowest since the 1982-83 Fiscal Year*** (FY 1982-83 was the third wettest year on record). ***O.C. Water Usage in FY 2020-21 was the highest since FY 2010-11.***

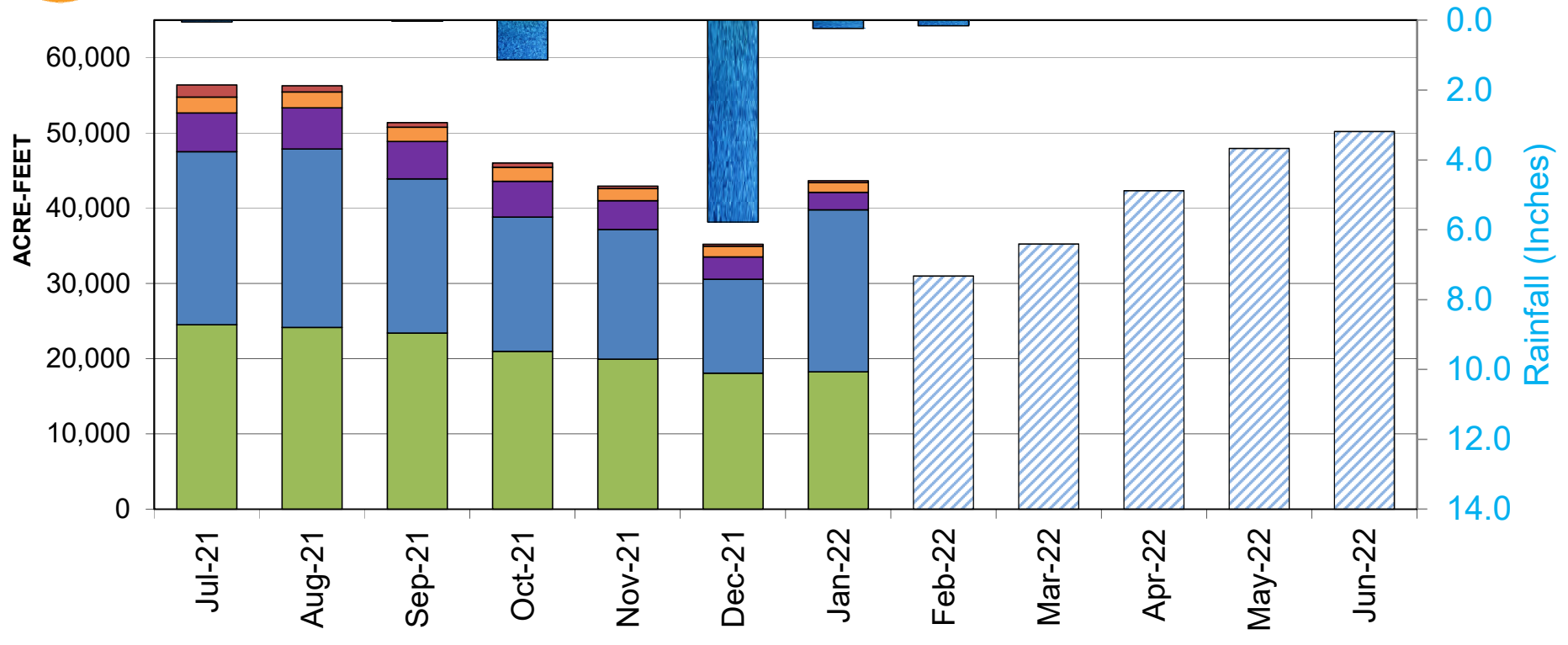
Water Supply Information Includes data on Rainfall in OC; the OCWD Basin overdraft; Northern California and Colorado River Basin hydrologic data; the State Water Project (SWP) Allocation, and regional storage volumes. The data have implications for the magnitude of supplies from the three watersheds that are the principal sources of water for OC. Note that a hydrologic year is Oct. 1<sup>st</sup> through Sept. 30<sup>th</sup>.

- Orange County's accumulated precipitation through **late February was below average** for this period. Water year to date rainfall in Orange County is **6.44 inches**, which is **68% of normal**.
- Northern California accumulated precipitation through **late February was 91% of normal for this period**. Water Year 2021 was 48% of normal while water year 2020 was 63% of normal. The **Northern California snowpack was 60% as February 28<sup>th</sup>, 2022**. **As of late February, 100.0%** of California is experiencing **moderate to extreme drought conditions**. The State Water Project Contractors Table A Allocation was increased in January to 15% for WY 2022.
- Colorado River Basin accumulated precipitation through **late February was 98% of normal** for this period. The **Upper Colorado Basin snowpack was 90% of normal** as of February 2<sup>nd</sup> 2021. **Lake Mead and Lake Powell** combined have about **44.0% of their average storage volume** for this time of year and are at **29.9% of their total capacity**. For the first time on the Colorado River, Lake Mead's **levels have fallen below the "trigger" limit of 1,075 ft. at the end of a calendar year**. The US Bureau of Reclamation (USBR) has declared a shortage at Lake Mead, impacting Colorado River water deliveries to the Lower Basin states. Lake Mead as of late February, were **8.19' BELOW the "trigger" limit**. The USBR has declared a **shortage on the Colorado River starting January 1<sup>st</sup> 2022. There is and a 97% chance of shortage continuing in 2023, 95% in 2024, 96% in 2025 and 93% in 2026..**





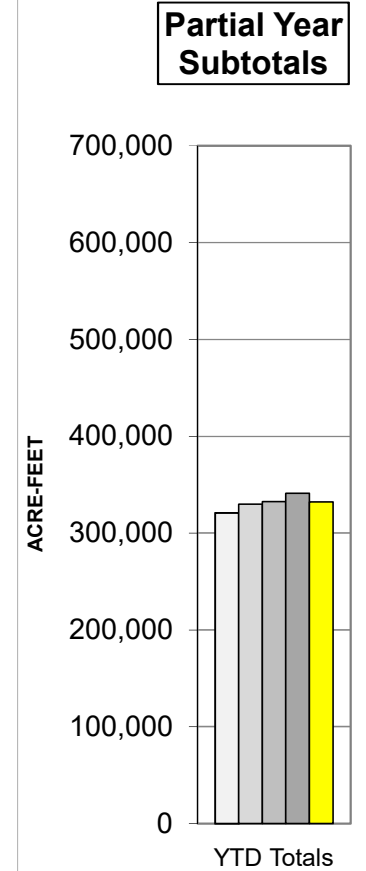
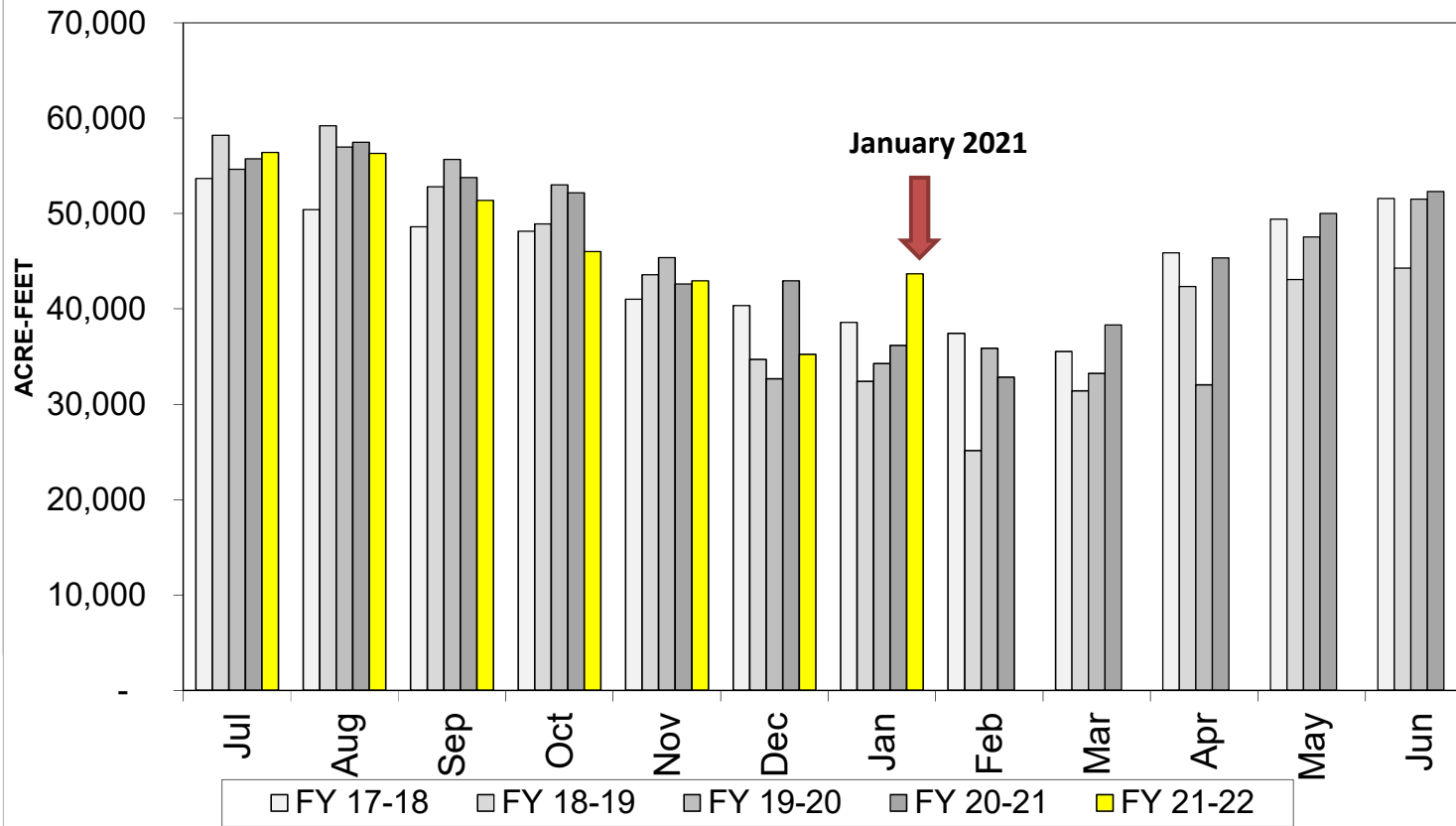
**Fig. 1 OC Water Usage, Monthly by Supply with projection to end of fiscal year**



- [1] Imported water for consumptive use. Includes "In-Lieu" deliveries and CUP water extraction. Excludes "Direct Replenishment" deliveries of spreading water and deliveries into Irvine Lake.
- [2] GW for consumptive use only. Excludes In-Lieu water deliveries and CUP water extraction that are counted with Import. BPP in FY '21-22 is 77%.
- [3] MWD OC's estimate of monthly demand is based on the projected 5 Year historical retail water demand and historical monthly demand patterns.
- [4] Total water usage includes IRWD groundwater agricultural use and usage by non-retail water agencies.

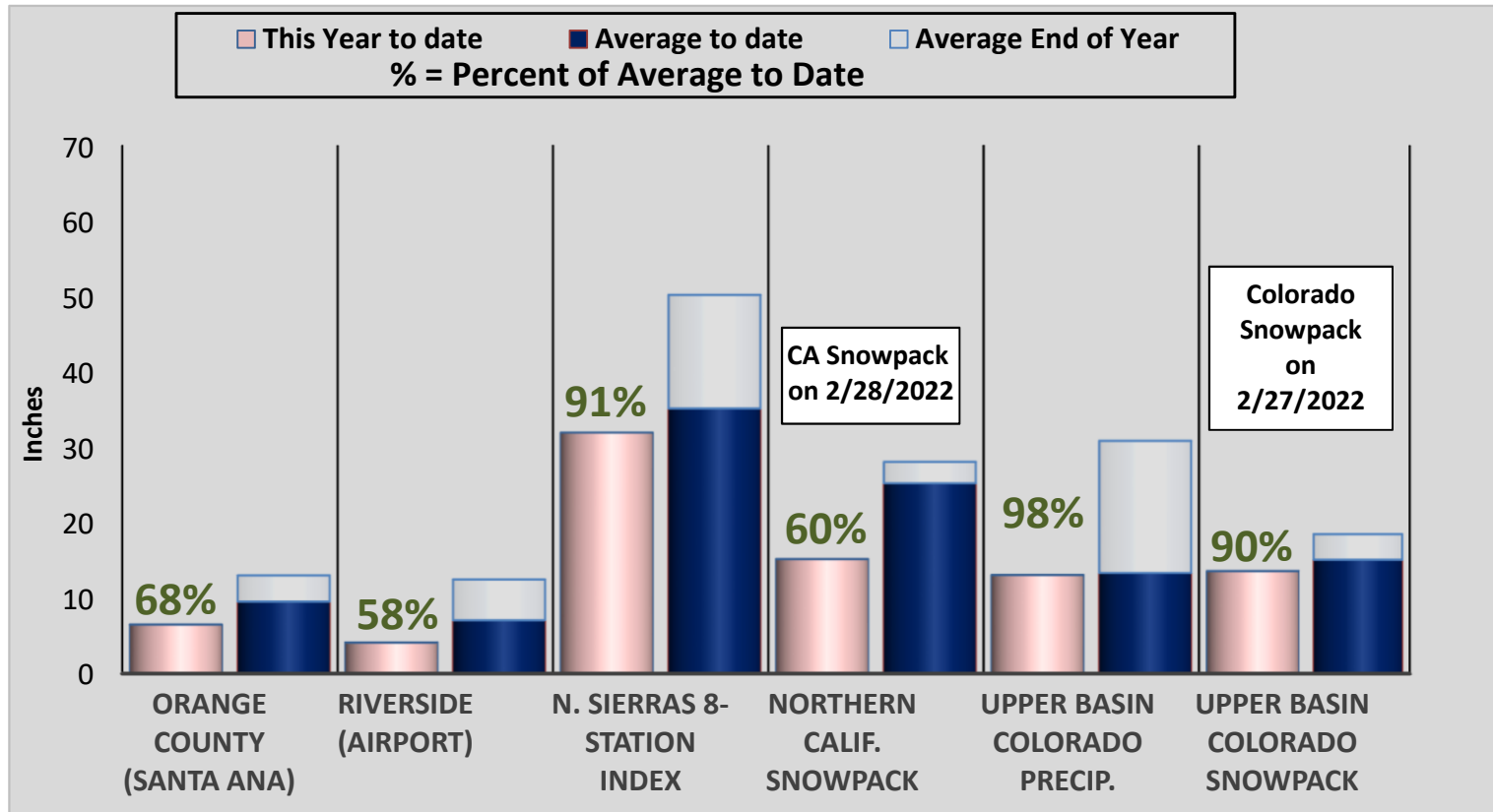


**Fig. 2 OC Monthly Water Usage [1]: Comparison to Last 4 Fiscal Years**



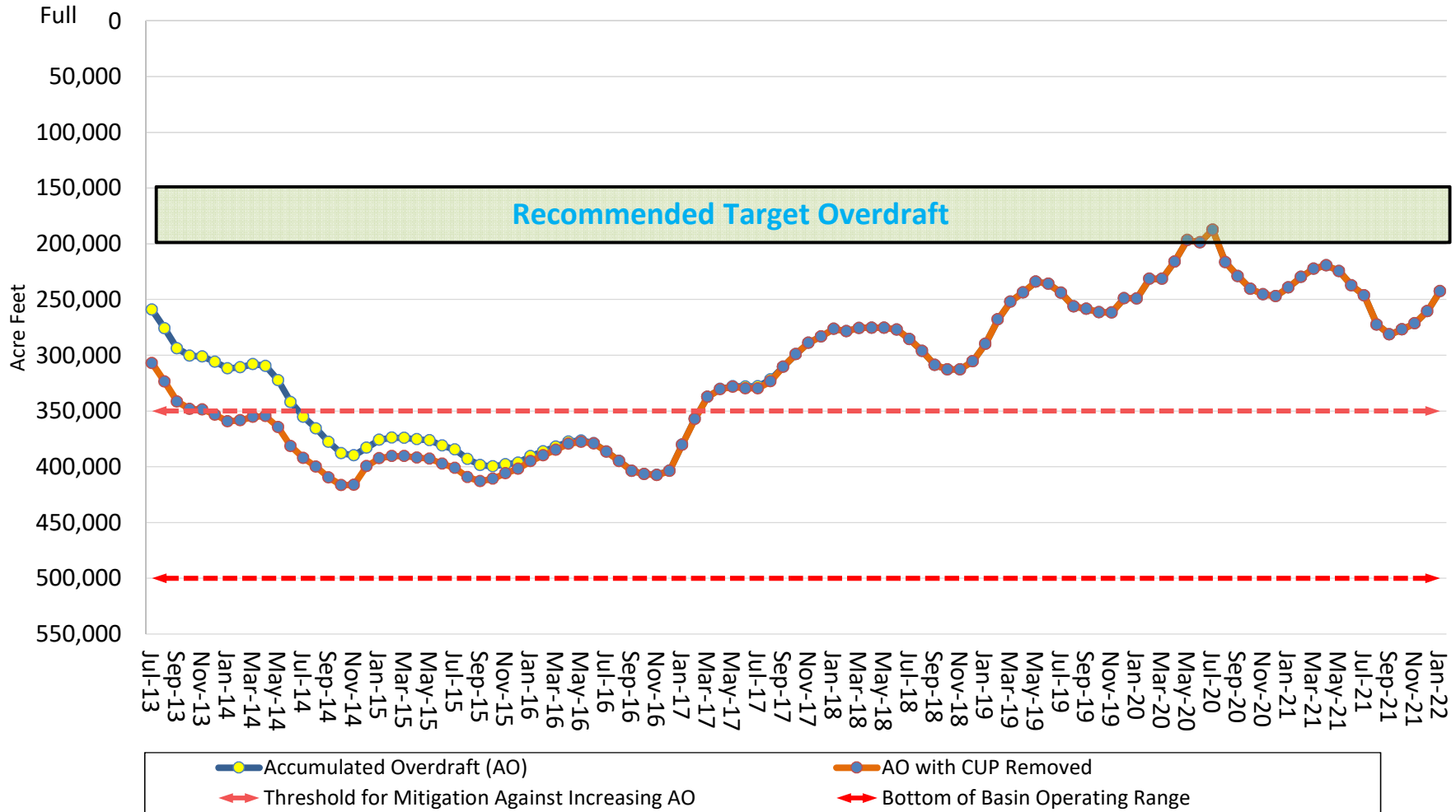
[1] Sum of Imported water for consumptive use (includes "In-Lieu" deliveries; excludes "Direct Replenishment" and "Barrier Replenishment") and Local water for consumptive use (includes recycled and non-potable water and excludes GWRS production) Recent months numbers include some estimation.

## Accumulated Precipitation for the Oct.-Sep. water year, late February 2022



\* The date of maximum snowpack accumulation (April 1st in Northern Calif. , April 15th in the Upper Colorado Basin) is used for year to year comparison.

## Accumulated Overdraft of the OCWD Groundwater Basin as of January 2022

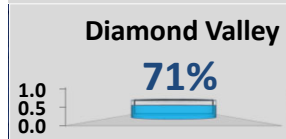
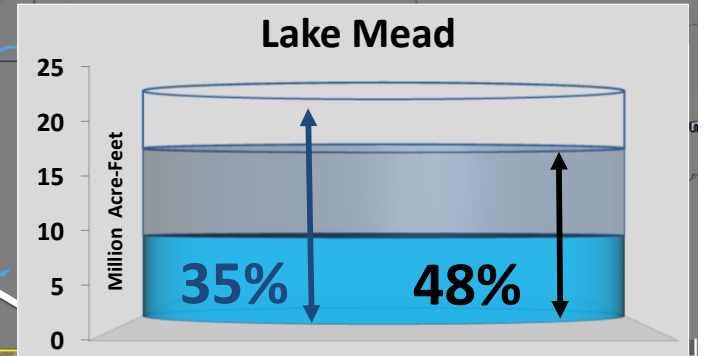
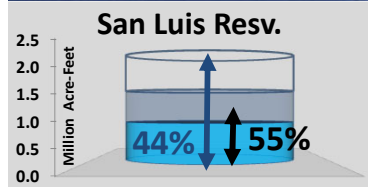
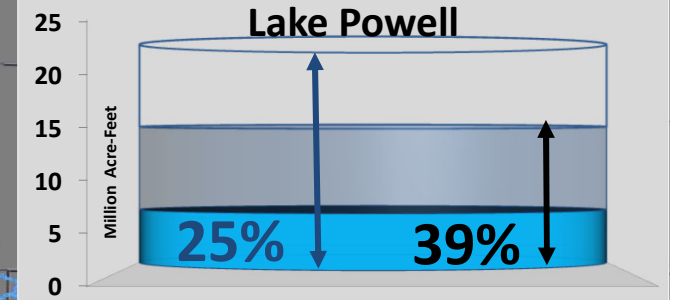
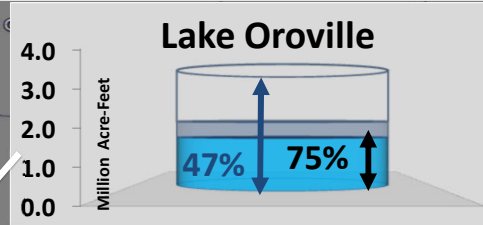
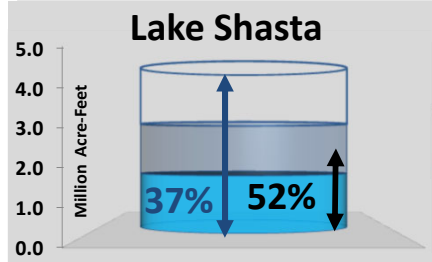


	Jul-20	Aug-20	Sep-20	Oct-20	Nov-20	Dec-20	Jan-21	Feb-21	Mar-21	Apr-21	May-21	Jun-21
AO (AF)	187,392	216,548	229,124	240,414	245,441	246,998	239,329	229,738	222,470	219,388	224,458	237,335
AO w/CUP removed (AF)	187,392	216,548	229,124	240,414	245,441	246,998	239,329	229,738	222,470	219,388	224,458	237,335
	Jul-21	Aug-21	Sep-21	Oct-21	Nov-21	Dec-21	Jan-22	Feb-22	Mar-22	Apr-22	May-22	Jun-22
AO (AF)	246,350	272,443	281,354	276,909	271,455	260,387	242,511					
AO w/CUP removed (AF)	246,350	272,442	281,354	276,909	271,455	260,387	242,510					

\* Source ~ OCWD Monthly Board of Directors Packet, Water Resources Summary



**State Water Project, Colorado River, and MWD Reservoir Storage**  
as of February 28, 2022

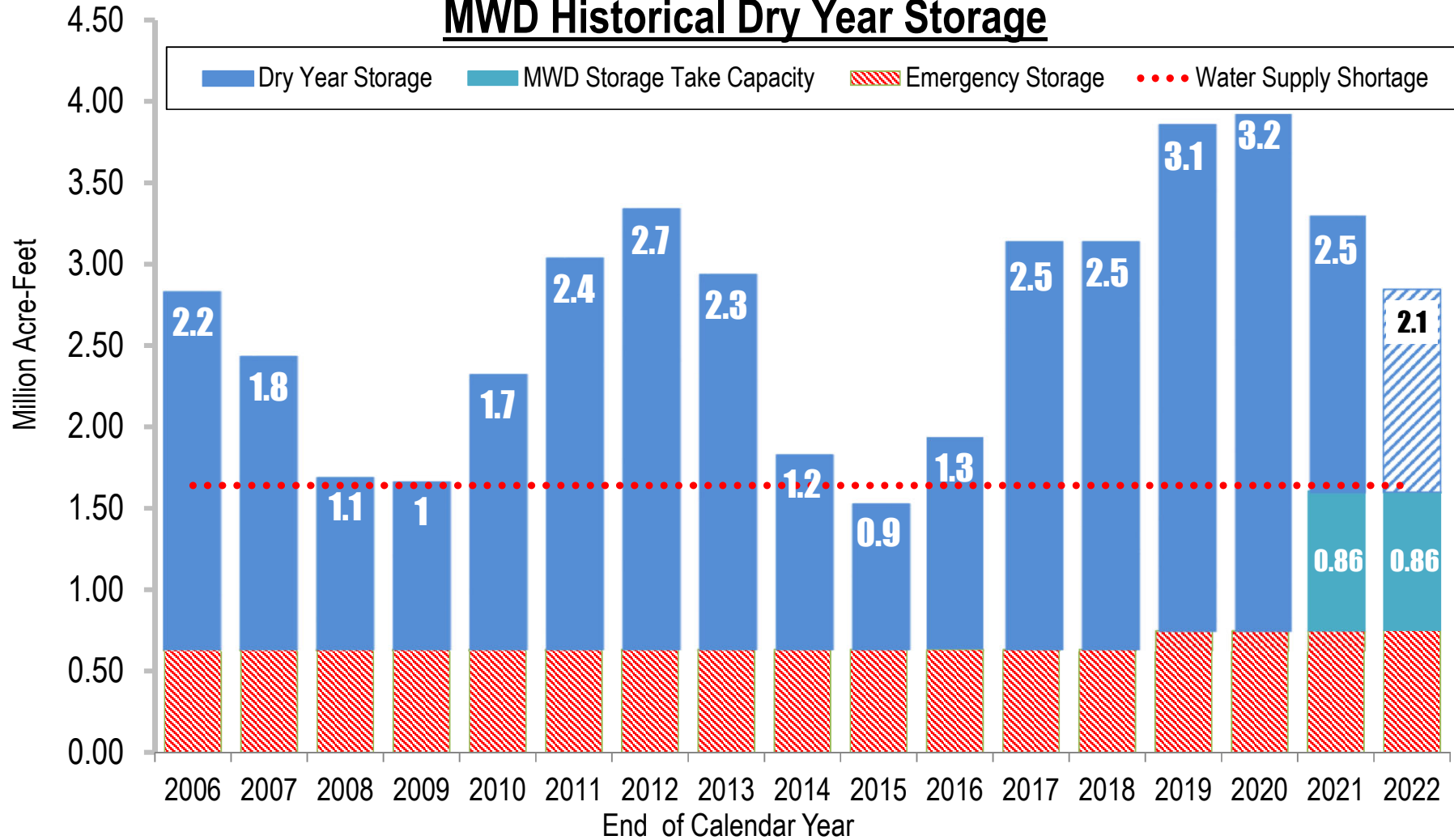


**Reservoir Storage** (Blue bar)  
**Historical Reservoir Storage** (Grey bar)

**SWP Storage Take Capacity = 0.191 MAF**  
**CRA Storage Take Capacity = 0.238 MAF**  
**In Region Storage Take Capacity = 0.426 MAF**

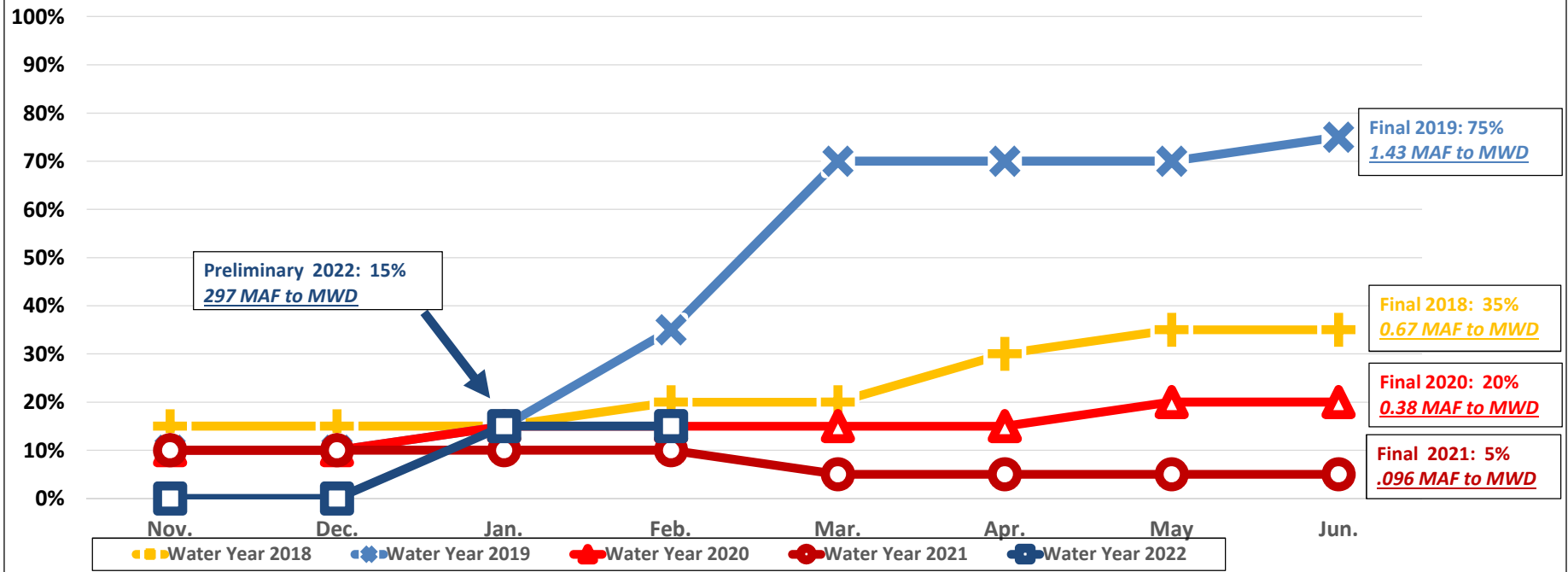


## MWD Historical Dry Year Storage

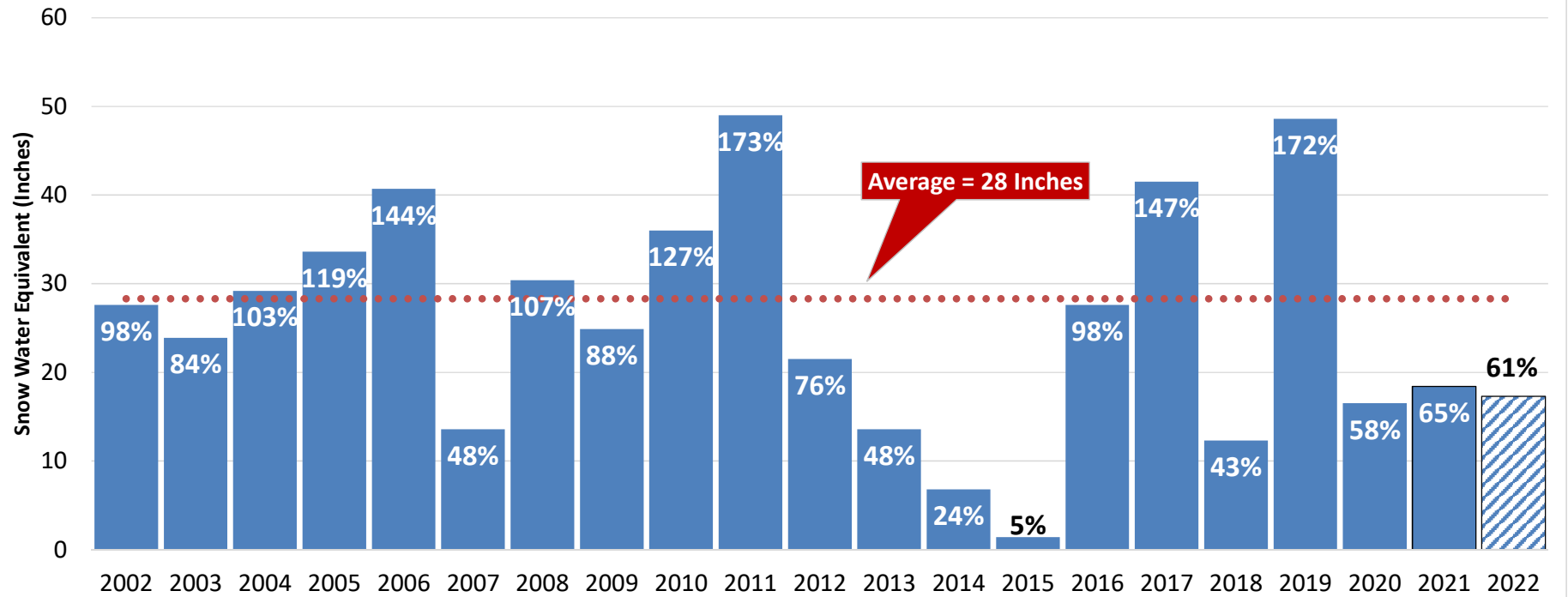


# SWP TABLE A ALLOCATION PERCENTAGE

FOR STATE WATER PROJECT CONTRACTORS

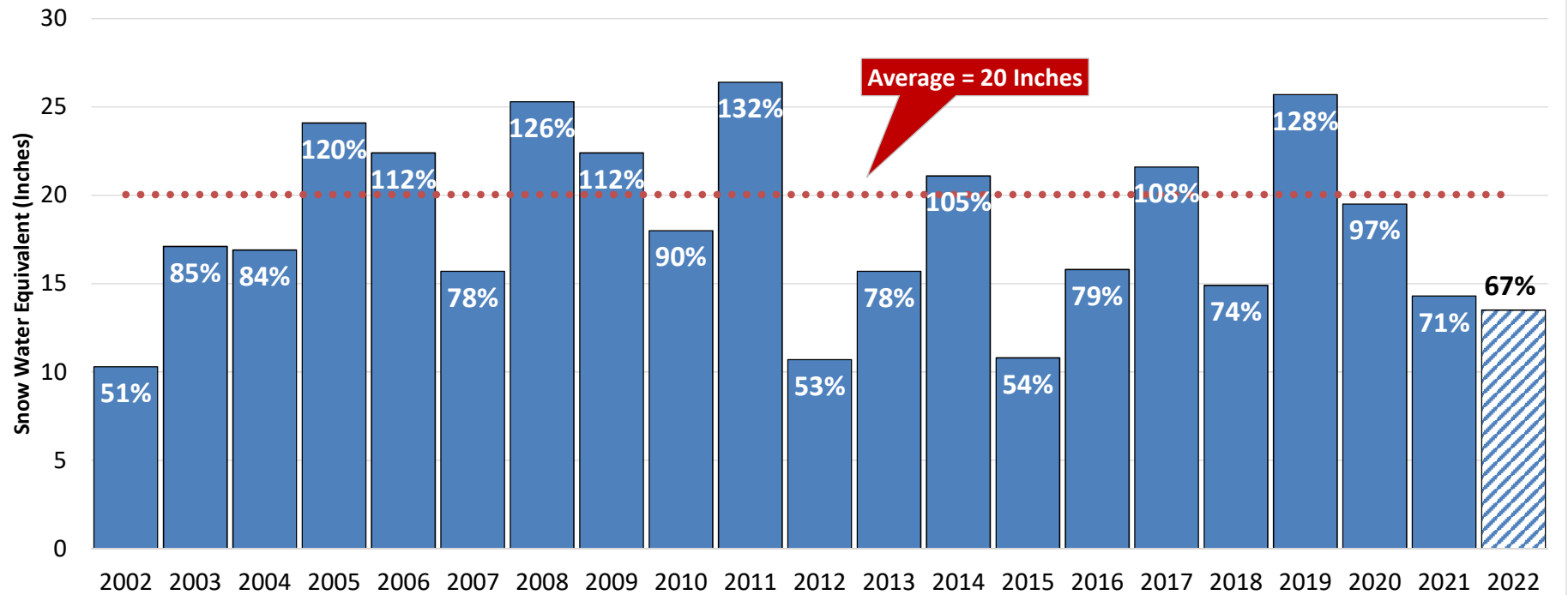


### Historical Northern California April 1st Peak Snow Water Equivalent

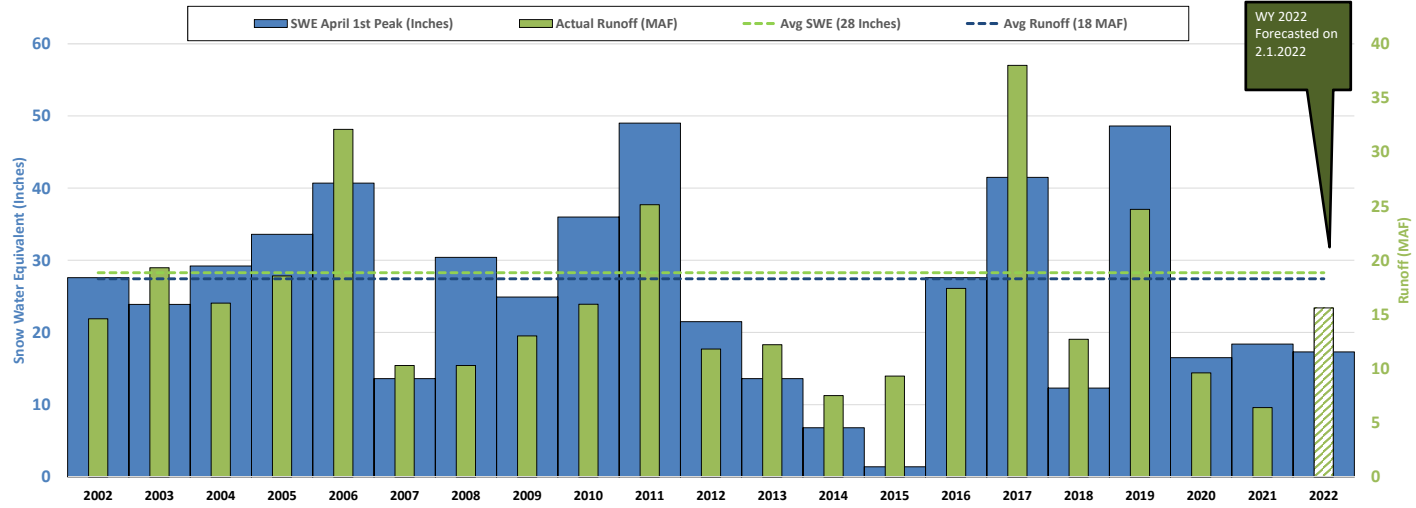




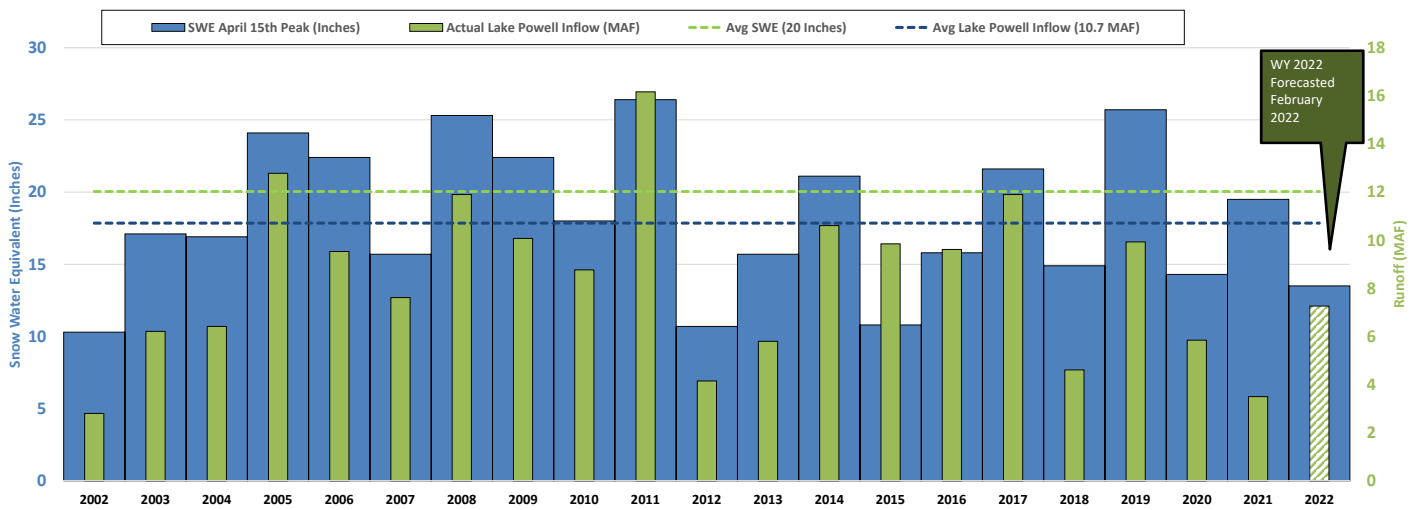
### Historical Colorado Basin April 15th Peak Snow Water Equivalent



### Northern California Historical Snow Water Equivalent (Inches) Vs Runoff (Million AF)



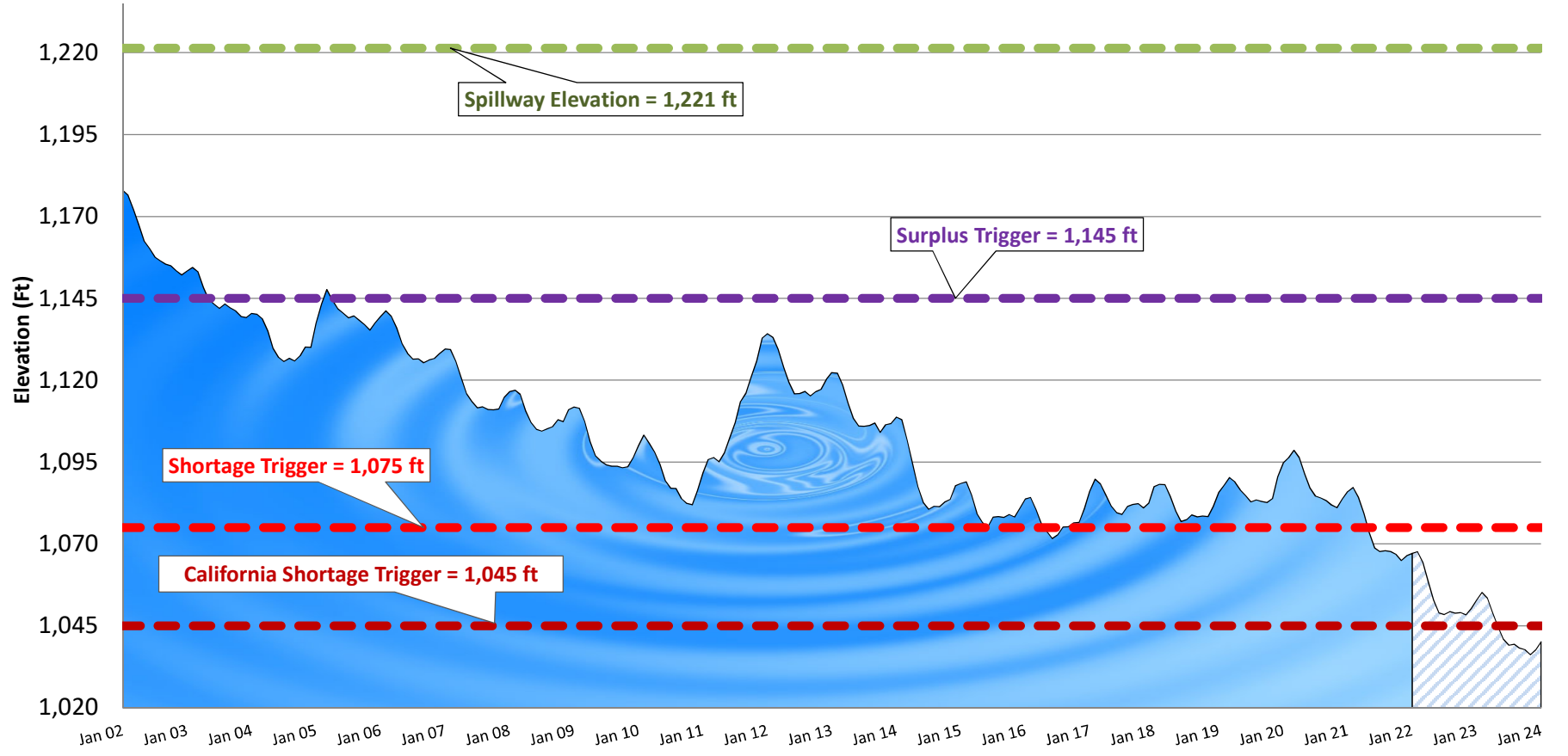
### Upper Colorado Historical Snow Water Equivalent (Inches) Vs Runoff (Million AF)



# Lake Mead Levels: Historical and Projected projection per USBR 24-Month Study

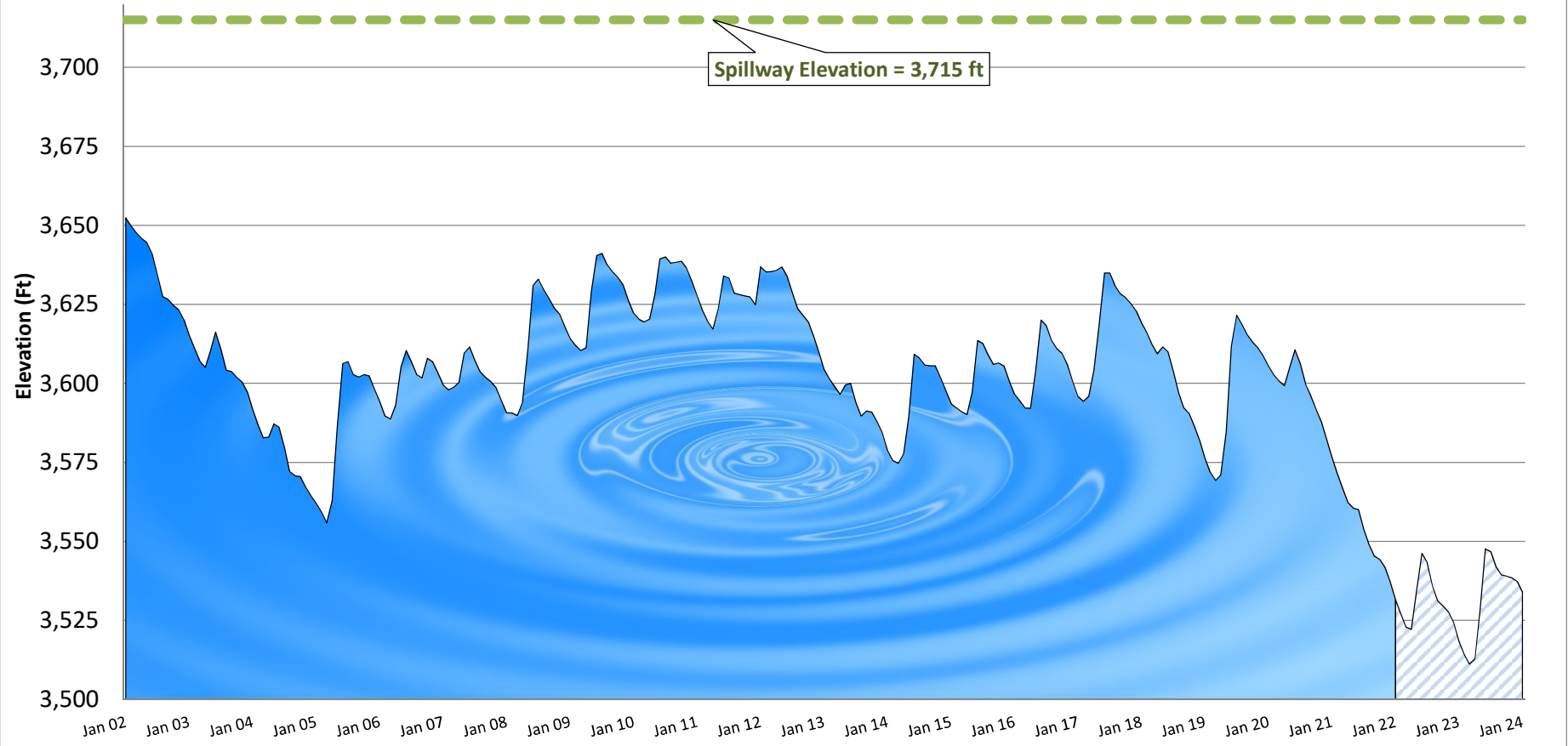


Projected  
Historical



## Lake Powell Levels: Historical and Projected projection per USBR 24-Month Study

■ Historical □ Projected

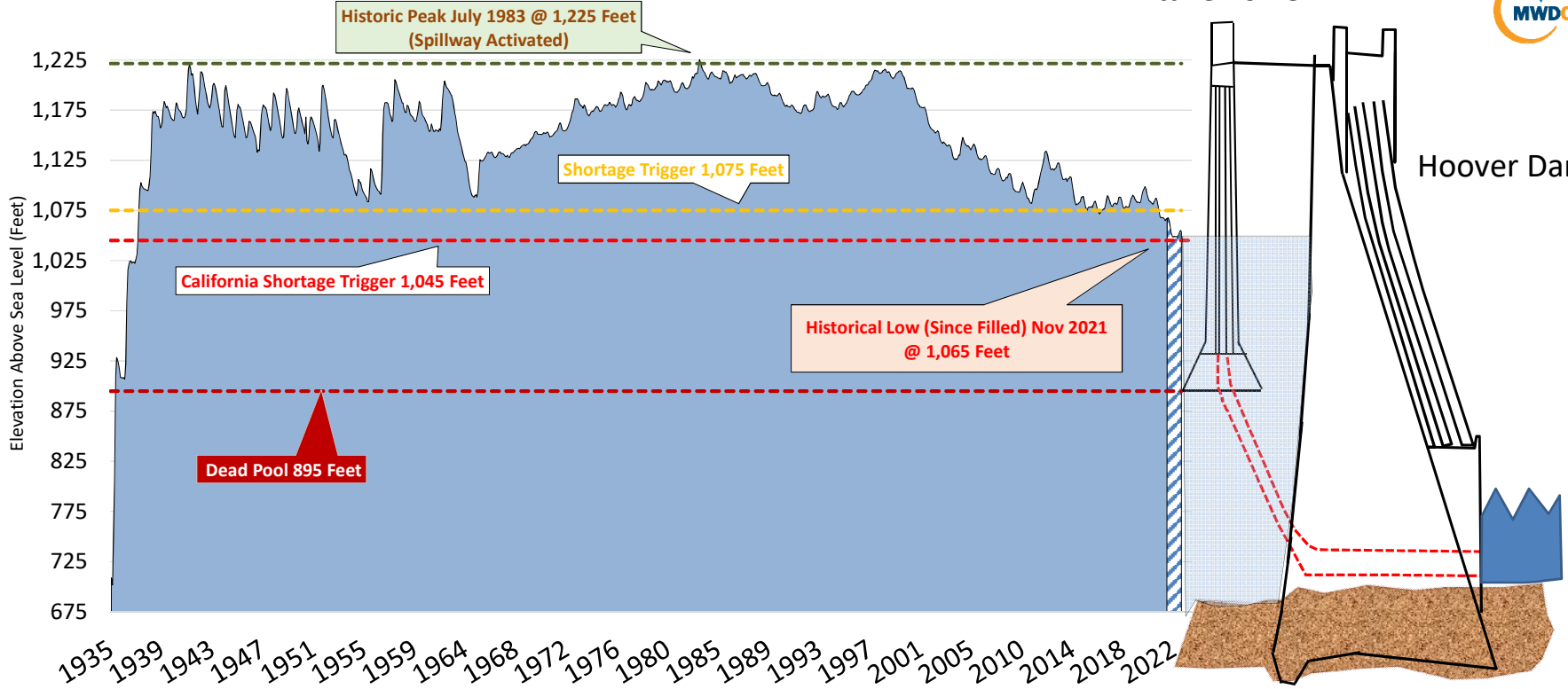


## Lake Mead Historical Water Elevation Level



Intake Tower

Hoover Dam



Esté es un anuncio de que sus tarifas pueden cambiar. Para más detalles en español llame al 1-800-342-4545.

**NOTICE OF APPLICATION  
SoCalGas's Request to Increase Gas Rates  
APPLICATION A.22-03-008**

**Why am I receiving this notice?**

On March 4, 2022, SoCalGas filed its Energy Efficiency Application (A.22-03-008) with the California Public Utilities Commission (CPUC) for approval of its eight-year business plan, and four-year program portfolio. The application is requesting funding approval of \$164 million in 2024, \$166 million in 2025, \$168 million in 2026, and \$171 million in 2027 for the four-year program portfolio. This will result in an **increase in gas rates**, starting January 1, 2024.

If the CPUC approves this application, SoCalGas will recover forecasted costs in gas rates over a 4-year period beginning January 1, 2024. This will impact your monthly bill.

**Why is SoCalGas requesting this rate increase?**

- SoCalGas was required by CPUC Decision (D.) 21-05-031 to file an application containing an eight-year business plan, and four-year program portfolio. SoCalGas is submitting this application to comply.
- The business plan serves as a strategic plan for SoCalGas's energy efficiency efforts, and contains strategies, metrics, and an eight-year budget.
- The program portfolio contains detailed program strategies; annual budgets, totaling to a four-year revenue requirement; cost-effectiveness showings over the four-year period; and implementation plans, or links to them, for all programs that are currently operating or planned to operate during the four-year portfolio period, with the exception of third-party programs where the contract has not yet been awarded.

**How could this affect my monthly gas rates?**

If SoCalGas's rate request is approved by the CPUC, the average residential monthly bill using 35 therms per month would increase by approximately \$0.32 or 0.5% per month in 2024, by approximately \$0.33 or 0.6% per month in 2025, by approximately \$0.34 or .0.6% per month in 2026, and by approximately \$0.36 or 0.6% per month in 2027.

**How does the rest of this process work?**

This application will be assigned to a CPUC Administrative Law Judge who will consider proposals and evidence presented during the formal hearing process. The Administrative Law Judge will issue a proposed decision that may adopt SoCalGas's application, modify it, or deny it. Any CPUC Commissioner may sponsor an alternate decision with a different outcome. The proposed decision, and any alternate decisions, will be discussed and voted upon by the CPUC Commissioners at a public CPUC Voting Meeting.

Parties to the proceeding may review SoCalGas's application, including the Public Advocates Office. The Public Advocates Office is an independent consumer advocate within the CPUC that represents customers to obtain the lowest possible rate for service consistent with reliable and safe service levels. For more information, please call **1-415-703-1584**, email [PublicAdvocatesOffice@cpuc.ca.gov](mailto:PublicAdvocatesOffice@cpuc.ca.gov), or visit [PublicAdvocates.cpuc.ca.gov](http://PublicAdvocates.cpuc.ca.gov).

**Where can I get more information?**

**Contact SoCalGas**

Phone: (213) 231-6987

Email: [KHuliganga@socalgas.com](mailto:KHuliganga@socalgas.com)

Mail: Kristine Huliganga

Regulatory Case Manager for SoCalGas

555 West Fifth Street – GT14D6, Los Angeles, CA 90013

A copy of the Application and any related documents may also be reviewed at

<https://www.socalgas.com/regulatory/cpuc>

**Table 1: Proposed Gas Rates increase**

Customer Class	Current Rates (as of Oct. 2021)	2024			2025		2026		2027		
		\$/th	\$/th	increase in \$	% increase	increase in \$	% increase	increase in \$	% increase	Increase in \$	% increase
<b>Core-CARE</b>											
Residential	\$1.3049	\$1.3141	\$0.009	0.7%	\$0.010	0.7%	\$0.010	0.8%	\$0.010	0.8%	
Commercial/ Industrial	\$0.9612	\$0.9897	\$0.028	3.0%	\$0.030	3.1%	\$0.031	3.2%	\$0.032	3.3%	
Gas AC	\$0.8239	\$0.9211	\$0.097	11.8%	\$0.101	12.3%	\$0.104	12.6%	\$0.109	13.2%	
<b>Core-Non CARE</b>											
Residential	\$1.6731	\$1.6822	\$0.009	0.5%	\$0.010	0.6%	\$0.010	0.6%	\$0.010	0.6%	
Commercial/ Industrial	\$1.2343	\$1.2627	\$0.028	2.3%	\$0.030	2.4%	\$0.031	2.5%	\$0.032	2.6%	
Gas AC	\$1.0282	\$1.1255	\$0.097	9.5%	\$0.101	9.8%	\$0.104	10.1%	\$0.109	10.6%	
Gas Engine	\$0.8728	\$0.8971	\$0.024	2.8%	\$0.025	2.9%	\$0.026	3.0%	\$0.027	3.1%	
Natural Gas Vehicle	\$0.8842	\$0.8842	\$0	0%	\$0	0%	\$0	0%	\$0	0%	
<b>Noncore</b>											
Commercial/ Industrial	\$0.1565	\$0.1592	\$0.003	1.7%	\$0.003	1.8%	\$0.003	1.8%	\$0.003	1.9%	

**Contact CPUC**

Please visit [apps.cpuc.ca.gov/c/A2203008](https://apps.cpuc.ca.gov/c/A2203008) submit a comment about this proceeding on the CPUC Docket Card. Here you can also view documents and other public comments related to this proceeding.

Your participation by providing your thoughts on SoCalGas's request can help the CPUC make an informed decision.

If you have questions about CPUC processes, you may contact the CPUC's Public Advisor's Office at:

Phone: **1-866-849-8390** (toll-free) or **1-415-703-2074**

Email: [Public.Advisor@cpuc.ca.gov](mailto:Public.Advisor@cpuc.ca.gov)

Mail: CPUC Public Advisor's Office  
505 Van Ness Avenue  
San Francisco, CA 94102

Please reference **Application A.22-03-008** in any communications you have with the CPUC regarding this matter.

**WEEKLY MEMO 3-24-2022**

# **SOCIAL MEDIA HIGHLIGHTS**





# Post Performance

March 17, 2022 - March 23, 2022

Review the lifetime performance of the posts you published during the publishing period.

**Included in this Report**

 @CityGardenGrove

 Garden Grove City Hall

 gardengrovecityhall



**gardengrovecityhall**

Wed 3/23/2022 4:01 pm PDT

It's Community Spotlight time! 🌟🕒 On Tuesday, March 22, the Garden Grove City Council pleasantly recognized the Garde...



Impressions	<b>807</b>
Reach	<b>656</b>
Engagements	<b>41</b>
Engagement Rate (per Impression)	<b>5.1%</b>



**Garden Grove City Hall**

Wed 3/23/2022 4:00 pm PDT

It's Community Spotlight time! 🌟🕒 On Tuesday, March 22, the Garden Grove City Council pleasantly recognized the Garde...



Impressions	<b>852</b>
Reach	<b>835</b>
Engagements	<b>58</b>
Engagement Rate (per Impression)	<b>6.8%</b>



**@CityGardenGrove**

Wed 3/23/2022 3:58 pm PDT

It's Community Spotlight time! 🌟🕒 On Tuesday, March 22, the GG City Council pleasantly recognized the GGHS boys'...



Impressions	—
Potential Reach	<b>4,518</b>
Engagements	—
Engagement Rate (per Impression)	—



**@CityGardenGrove**

Wed 3/23/2022 3:33 pm PDT

Check out Spoke 2 on Acacia Pkwy from 8th St to Euclid St for a variety of fun activities, including our very own Luche...



Impressions	—
Potential Reach	<b>4,518</b>
Engagements	—
Engagement Rate (per Impression)	—



**gardengrovecityhall**

Wed 3/23/2022 3:24 pm PDT

Check out Spoke 2, on Acacia Parkway from 8th Street to Euclid Street, for a variety of fun activities, including our ve...



Impressions	<b>1,817</b>
Reach	<b>1,432</b>
Engagements	<b>88</b>
Engagement Rate (per Impression)	<b>4.8%</b>



**Garden Grove City Hall**

Wed 3/23/2022 3:21 pm PDT

Check out Spoke 2, on Acacia Parkway from 8th Street to Euclid Street, for a variety of fun activities, including our ve...



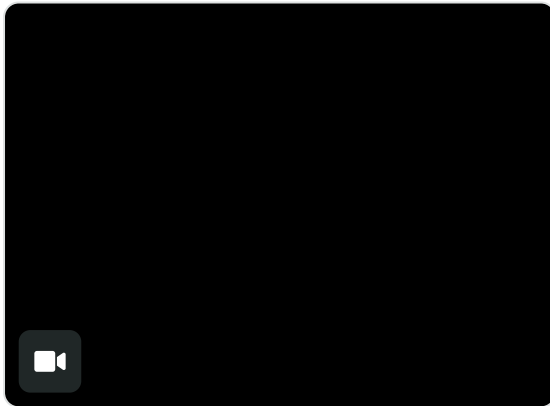
Impressions	<b>2,677</b>
Reach	<b>2,630</b>
Engagements	<b>312</b>
Engagement Rate (per Impression)	<b>11.7%</b>



**gardengrovecityhall**

Wed 3/23/2022 2:06 pm PDT

The ribbon has been cut! ✂️🎀 Garden Grove's Sprouts Farmers Market store, located at 9848 Chapman Avenue, is no...



Video Views	<b>138</b>
Impressions	<b>366</b>
Reach	<b>340</b>
Engagements	<b>7</b>
Engagement Rate (per Impression)	<b>1.9%</b>



**@CityGardenGrove**

Wed 3/23/2022 1:51 pm PDT

The ribbon has been cut! ✂️🎀 Garden Grove's Sprouts Farmers Market store (9848 Chapman Ave) is now open! Watch GGTV3 Reporter Breanna Greenup for a look inside! Like Garden Grove TV 3 on Facebook and subscribe to their YouTube channel at [youtube.com/watch?&v=QZbRJF...](https://www.youtube.com/watch?v=QZbRJF...) #GG1956

Post Link Clicks	—
Impressions	—
Potential Reach	<b>4,518</b>
Engagements	—
Engagement Rate (per Impression)	—



**Garden Grove City Hall**

Wed 3/23/2022 1:44 pm PDT

The ribbon has been cut! ✂️🎀 Garden Grove's Sprouts Farmers Market store, located at 9848 Chapman Avenue, is no...



Video Views	<b>161</b>
Impressions	<b>305</b>
Reach	<b>300</b>
Engagements	<b>22</b>
Engagement Rate (per Impression)	<b>7.2%</b>





**gardengrovecityhall**

Tue 3/22/2022 5:25 pm PDT

As #OpenStreets approaches, we want to give an overview of all the fun activities we'll have, spoke by spoke! 🚲🚲 Today,...



Impressions	<b>1,583</b>
Reach	<b>1,438</b>
Engagements	<b>47</b>
Engagement Rate (per Impression)	<b>3%</b>



**Garden Grove City Hall**

Tue 3/22/2022 5:24 pm PDT

As #OpenStreets approaches, we want to give an overview of all the fun activities we'll have, spoke by spoke! 🚲🚲 Today,...




Post Link Clicks	<b>139</b>
Impressions	<b>6,644</b>
Reach	<b>4,235</b>
Engagements	<b>588</b>
Engagement Rate (per Impression)	<b>8.9%</b>



**@CityGardenGrove**

Tue 3/22/2022 2:04 pm PDT

⚠️ ATTENTION COMMUTERS - FREEWAY OPENING ⚠️ Now Open! -- Southbound (SB) I-405 Off-Ramp to Bolsa Chica Road. Tha...



Impressions	<b>266</b>
Potential Reach	<b>4,719</b>
Engagements	<b>15</b>
Engagement Rate (per Impression)	<b>5.6%</b>



**Garden Grove City Hall**

Tue 3/22/2022 2:03 pm PDT

⚠️ ATTENTION COMMUTERS - FREEWAY OPENING ⚠️ Now Open! -- Southbound (SB) I-405 Off-Ramp to Bolsa Chica Road. Tha...




Impressions	<b>798</b>
Reach	<b>783</b>
Engagements	<b>20</b>
Engagement Rate (per Impression)	<b>2.5%</b>



**gardengrovecityhall**

Mon 3/21/2022 5:11 pm PDT



Impressions	<b>267</b>
Reach	<b>265</b>
Comments	<b>0</b>
Story Taps Back	<b>18</b>



**gardengrovecityhall**

Mon 3/21/2022 5:10 pm PDT

🚲 Leave the noise, traffic, hassles and your car behind, and join us for Garden Grove's Open Streets event! On Saturday, April ...



Video Views	<b>349</b>
Impressions	<b>846</b>
Reach	<b>754</b>
Engagements	<b>34</b>
Engagement Rate (per Impression)	<b>4%</b>



@CityGardenGrove

Mon 3/21/2022 4:53 pm PDT

[▶youtube.com/watch?v=2xINRx...](https://www.youtube.com/watch?v=2xINRx...) 🚲 Leave the noise, traffic, hassles & your car behind for the Open Streets event! On 4/2, 2-6PM, you can skate, bike & walk to your heart's content. We'll have activities, art, food & fun waiting for you! [#reimaginegg](#) [#openstreets](#) [#openstreetsgg](#) [#gg1956](#)

Post Link Clicks	5
Impressions	761
Potential Reach	10,546
Engagements	29
Engagement Rate (per Impression)	3.8%



Garden Grove City Hall

Mon 3/21/2022 4:43 pm PDT

🚲 Leave the noise, traffic, hassles and your car behind, and join us for Garden Grove's Open Streets event! On Saturday, April ...



Video Views	314
Impressions	504
Reach	490
Engagements	102
Engagement Rate (per Impression)	20.2%



gardengrovecityhall

Mon 3/21/2022 4:25 pm PDT

@VANNA.IG



Impressions	323
Reach	317
Comments	0
Story Taps Back	4





**gardengrovecityhall**

Mon 3/21/2022 1:54 pm PDT

Garden Grove Unified School District students inspire! ✨🇺🇸 La Quinta high school student Emily Dang earned secon...



Impressions	<b>1,947</b>
Reach	<b>1,560</b>
Engagements	<b>98</b>
Engagement Rate (per Impression)	<b>5%</b>



**@CityGardenGrove**

Mon 3/21/2022 1:52 pm PDT

GGUSD students inspire! ✨ LQHS student Emily Dang earned 2nd place in the county level National 2022 Poetry Out Loud & S...



Impressions	<b>284</b>
Potential Reach	<b>4,519</b>
Engagements	<b>24</b>
Engagement Rate (per Impression)	<b>8.5%</b>




**Garden Grove City Hall**


Mon 3/21/2022 1:48 pm PDT

Garden Grove Unified School District students inspire! ✨🇺🇸 La Quinta high school student Emily Dang earned secon...





Impressions	<b>2,150</b>
Reach	<b>2,063</b>
Engagements	<b>216</b>
Engagement Rate (per Impression)	<b>10%</b>


**G**  **gardengrovecityhall**  
 Fri 3/18/2022 4:21 pm PDT





Impressions	<b>322</b>
Reach	<b>319</b>
Comments	<b>1</b>
Story Taps Back	<b>9</b>

  **gardengrovecityhall**  
 Fri 3/18/2022 4:19 pm PDT



👉 In celebration of @ggopenstreets, the temporary art installation is back! Stop by Village Green park, located at 12732 Mai...



Video Views	<b>294</b>
Impressions	<b>758</b>
Reach	<b>716</b>
Engagements	<b>22</b>
Engagement Rate (per Impression)	<b>2.9%</b>

  **gardengrovecityhall**  
 Fri 3/18/2022 2:56 pm PDT

🥰🐰 Mark your calendars! The hunt is on for colorful treasures at Garden Grove’s annual “Eggscavation” event on Saturda...

Impressions	<b>1,555</b>
Reach	<b>1,127</b>
Engagements	<b>33</b>
Engagement Rate (per Impression)	<b>2.1%</b>



**Garden Grove City Hall**

Fri 3/18/2022 2:55 pm PDT



Impressions	—
Reach	—
Engagements	—
Engagement Rate (per Impression)	—



**Garden Grove City Hall**

Fri 3/18/2022 2:55 pm PDT

🐰🥚 Mark your calendars! The hunt is on for colorful treasures at Garden Grove’s annual “Eggscavation” event on Saturda...



Impressions	<b>2,504</b>
Reach	<b>2,504</b>
Engagements	<b>113</b>
Engagement Rate (per Impression)	<b>4.5%</b>



**@CityGardenGrove**

Fri 3/18/2022 2:55 pm PDT

🐰🥚 Mark your calendars! The hunt is on for colorful treasures at GG’s annual “Eggscavation” event on Sat., 4/16, fro...



Impressions	<b>217</b>
Potential Reach	<b>4,516</b>
Engagements	<b>5</b>
Engagement Rate (per Impression)	<b>2.3%</b>





**@CityGardenGrove**

Fri 3/18/2022 1:58 pm PDT

In celebration of Open Streets, our temporary art installation is back! Stop by Village Green Park (12732 Main St) to...




Video Views	<b>56</b>
Impressions	<b>272</b>
Potential Reach	<b>4,516</b>
Engagements	<b>9</b>
Engagement Rate (per Impression)	<b>3.3%</b>



**Garden Grove City Hall**

Fri 3/18/2022 1:31 pm PDT



Video Views	<b>143</b>
Impressions	<b>398</b>
Reach	<b>375</b>
Engagements	<b>17</b>
Engagement Rate (per Impression)	<b>4.3%</b>



**gardengrovecityhall**

Thu 3/17/2022 4:42 pm PDT

🏡Get ready Garden Grove! Garden Grove Gems is coming! Gnorman the Gnome has a message for you about sprucing up yo...



Video Views	<b>155</b>
Impressions	<b>460</b>
Reach	<b>419</b>
Engagements	<b>6</b>
Engagement Rate (per Impression)	<b>1.3%</b>



@CityGardenGrove

Thu 3/17/2022 4:30 pm PDT

[▶youtube.com/watch?v=D18HVZ...](https://www.youtube.com/watch?v=D18HVZ...) Get ready! Garden Grove Gems is coming & Gnorman the Gnome has a message about sprucing up your front yard, snapping a photo & joining the fun! The 2022 Home Beautification Program is virtual. Check it out online & vote!

[city.org/gems](https://www.city.org/gems) #gg1956

Post Link Clicks	5
Impressions	226
Potential Reach	4,692
Engagements	10
Engagement Rate (per Impression)	4.4%



Garden Grove City Hall

Thu 3/17/2022 4:13 pm PDT

🏡 Get ready Garden Grove! Garden Grove Gems is coming! Gnorman the Gnome has a message for you about sprucing up yo...




Video Views	4,632
Impressions	17,178
Reach	10,218
Engagements	980
Engagement Rate (per Impression)	5.7%



gardengrovecityhall

Thu 3/17/2022 1:57 pm PDT

Happy #StPatricksDay! If you plan to celebrate, make sure to designate a sober driver. Tonight, from 4:00 p.m. to 4:00...



Impressions	669
Reach	627
Engagements	15
Engagement Rate (per Impression)	2.2%



**Garden Grove City Hall**

Thu 3/17/2022 1:46 pm PDT

Happy #StPatricksDay! If you plan to celebrate, make sure to designate a sober driver. Tonight, from 4:00 p.m. to 4:00...



Impressions	2,059
Reach	2,022
Engagements	11
Engagement Rate (per Impression)	0.5%



**gardengrovecityhall**

Thu 3/17/2022 8:30 am PDT

The City of Garden Grove wishes everyone a safe, happy, and lucky St. Patrick's Day! 🍀🌟 #GG1956 #gardengrove




Impressions	505
Reach	461
Engagements	15
Engagement Rate (per Impression)	3%



**gardengrovecityhall**

Thu 3/17/2022 8:30 am PDT

The City of Garden Grove wishes everyone a safe happy, and lucky St. Patrick's Day! 🍀🌟 #GG1956 #GardenGrove



Impressions	—
Reach	—
Engagements	0
Engagement Rate (per Impression)	—



**@CityGardenGrove**

Thu 3/17/2022 8:30 am PDT

The City of Garden Grove wishes everyone a safe happy, and lucky St. Patrick's Day!

🍀🌟 #GG1956 #GardenGrove



Impressions	<b>341</b>
Potential Reach	<b>4,516</b>
Engagements	<b>11</b>
Engagement Rate (per Impression)	<b>3.2%</b>



**Garden Grove City Hall**

Thu 3/17/2022 8:30 am PDT

The City of Garden Grove wishes everyone a safe, happy, and lucky St. Patrick's Day!

🍀🌟 #GG1956 #GardenGrove



Impressions	<b>466</b>
Reach	<b>453</b>
Engagements	<b>4</b>
Engagement Rate (per Impression)	<b>0.9%</b>



# Post Performance

March 17, 2022 - March 23, 2022

Review the lifetime performance of the posts you published during the publishing period.



**Included in this Report**

 @GardenGroveTV3

 Garden Grove TV 3



@GardenGroveTV3

Thu 3/17/2022 4:40 pm PDT

[▶youtube.com/watch?v=D18HVZ...](https://www.youtube.com/watch?v=D18HVZ...)

🏠 Get ready! Garden Grove Gems is coming & Gnorman the Gnome has a message about sprucing up your front yard, snapping a photo & joining the fun! The 2022 Home Beautification Program is virtual. Check it out online & vote!

[city.org/gems](https://www.city.org/gems) #ggtv3

Post Link Clicks	0
Impressions	14
Potential Reach	446
Engagements	0
Engagement Rate (per Impression)	0%



Garden Grove TV 3

Thu 3/17/2022 4:45 pm PDT

🏠 Get ready Garden Grove! Garden Grove Gems is coming! Gnorman the Gnome has a message for you about sprucing up yo...



Video Views	50
Impressions	81
Reach	78
Engagements	27
Engagement Rate (per Impression)	33.3%



Garden Grove TV 3

Mon 3/21/2022 4:48 pm PDT

🚗 Leave the noise, traffic, hassles and your car behind, and join us for Garden Grove's Open Streets event! On Saturday, April ...



Video Views	21
Impressions	38
Reach	37
Engagements	6
Engagement Rate (per Impression)	15.8%



@GardenGroveTV3

Mon 3/21/2022 4:54 pm PDT

[▶youtube.com/watch?v=2xINRx...](#) 🚗🚲 Leave the noise, traffic, hassles & your car behind for the Open Streets event! On 4/2, 2-6PM, you can skate, bike & walk to your heart's content. We'll have activities, art, food & fun waiting for you! [#reimaginegg](#) [#openstreets](#) [#openstreetsgg](#) [#ggtv3](#)

Post Link Clicks	0
Impressions	30
Potential Reach	447
Engagements	0
Engagement Rate (per Impression)	0%




Garden Grove TV 3

Wed 3/23/2022 2:11 pm PDT

The ribbon has been cut! ✂️🎀 Garden Grove's Sprouts Farmers Market store, located at 9848 Chapman Avenue, is no...



Video Views	142
Impressions	191
Reach	190
Engagements	112
Engagement Rate (per Impression)	58.6%



# Post Performance

March 17, 2022 - March 23, 2022

Review the lifetime performance of the posts you published during the publishing period.

**Included in this Report**

 Garden Grove Police Department     ggpdk9unit





**Garden Grove Police Depa...**

Tue 3/22/2022 3:00 pm PDT

Please join us next Tuesday, March 29, 2022 from 4:00 PM - 6:00 PM for the monthly Safety Event, at Hmart (8911...



Impressions	<b>2,148</b>
Reach	<b>2,148</b>
Engagements	<b>96</b>
Engagement Rate (per Impression)	<b>4.5%</b>



**Garden Grove Police Depa...**

Mon 3/21/2022 9:00 am PDT

"I heard great things about Garden Grove Police and when I got here, it was even better than I thought it would be." Looki...



Video Views	<b>780</b>
Impressions	<b>1,237</b>
Reach	<b>1,237</b>
Engagements	<b>202</b>
Engagement Rate (per Impression)	<b>16.3%</b>



**Garden Grove Police Depa...**

Sun 3/20/2022 3:00 pm PDT

On Friday, March 18, 2022 at 10:04 PM, the #GardenGrovePD Community Impact Unit (CIU) was conducting directed...



Impressions	<b>4,965</b>
Reach	<b>4,935</b>
Engagements	<b>551</b>
Engagement Rate (per Impression)	<b>11.1%</b>



**Garden Grove Police Depa...**

Fri 3/18/2022 6:00 pm PDT

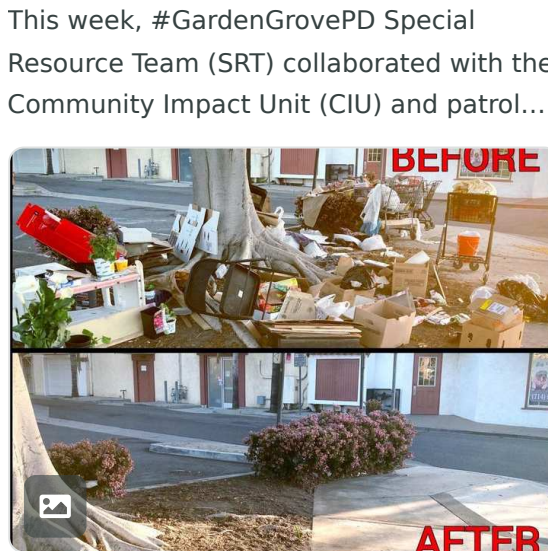


Impressions	<b>2,161</b>
Reach	<b>2,115</b>
Engagements	<b>451</b>
Engagement Rate (per Impression)	<b>20.9%</b>



**Garden Grove Police Depa...**

Fri 3/18/2022 6:00 pm PDT



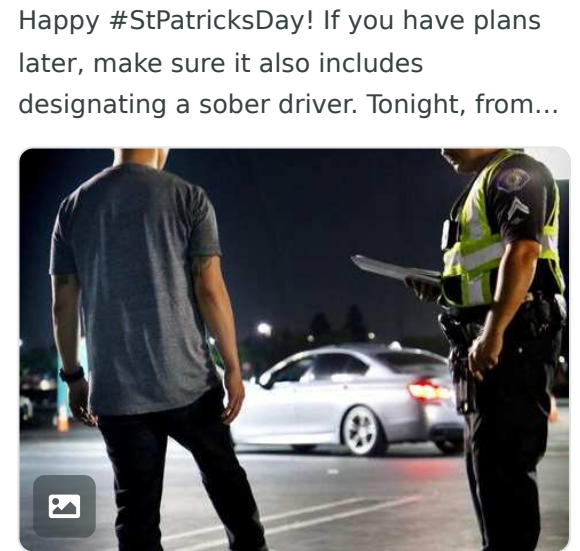
This week, #GardenGrovePD Special Resource Team (SRT) collaborated with the Community Impact Unit (CIU) and patrol...

Impressions	<b>2,319</b>
Reach	<b>2,219</b>
Engagements	<b>460</b>
Engagement Rate (per Impression)	<b>19.8%</b>



**Garden Grove Police Depa...**

Thu 3/17/2022 12:00 pm PDT



Happy #StPatricksDay! If you have plans later, make sure it also includes designating a sober driver. Tonight, from...

Impressions	<b>5,569</b>
Reach	<b>5,428</b>
Engagements	<b>288</b>
Engagement Rate (per Impression)	<b>5.2%</b>

**WEEKLY MEMO 3-24-2022**

# **NEWS ARTICLES**

## Newsom makes offer on gas rebate: \$400 per registered vehicle

Any relief is subject to negotiation with the Legislature and will likely arrive months from now through the state budget.



High gas prices already passing 7 dollars a gallon and getting near 8 dollars at a Mobil gas station by the Beverly Center, Sunday, Los Angeles, CA. March 20, 2022. Today the 28th consecutive increase pushed the average price of a gallon of self-serve regular gasoline in Los Angeles County above \$6 Tuesday, 19 days after topping \$5 for the first time. (Photo by Gene Blevins/Contributing Photographer)

By [CALMATTERS](#) |

PUBLISHED: March 23, 2022 at 2:09 p.m. | UPDATED: March 23, 2022 at 2:16 p.m.

By [Alexei Koseff](#) | CalMatters

Gov. Gavin Newsom wants to send California drivers as much as \$800 each and encourage public transit systems to offer free rides, the latest proposal from state policymakers seeking to offset the soaring cost of gasoline and other goods for struggling residents.

Newsom first [floated the idea of a gas rebate](#) earlier this month during his annual State of the State address, but details of his approach were slow to emerge, giving legislators time to [surface several plans of their own](#). The governor's Republican opponents have become increasingly critical of the lack of progress during the weeks since his announcement.

Under Newsom's proposal, which was unveiled Wednesday, California would send registered vehicle owners \$400 debit cards, limited to two rebates per person. Those

would likely arrive starting in July after the state adopted a budget for the upcoming fiscal year.

The governor's office estimates the rebate would cost about \$9 billion.

"That direct relief will address the issue that we all are struggling to address and that is the issue of gas prices," Newsom said in a video [posted to Twitter](#). The average price for a gallon has reached \$5.88 in California, [according to AAA](#), the highest in the country.

Following extensive criticism in progressive circles that a rebate based on car ownership would send the wrong message about the state's climate goals and leave out many poor Californians, the governor is now also proposing \$750 million in grants for local bus and rail agencies to offer up to three months of free transit, benefiting about 3 million daily riders.

The plan would also pause part of the sales tax on diesel and pause the scheduled inflationary increase to the state gas tax this summer, backfilling more than \$1 billion in revenue for transportation projects. Legislative leaders have been [cold on the proposal](#) to pause the gas tax increase since it was [included in Newsom's budget](#) in January.

Any relief is subject to negotiation with the Legislature and will likely arrive months from now through the state budget. Lawmakers must pass a balanced spending plan by June 15 or lose their paychecks.

A group of Democratic Assemblymembers put forward a more far-reaching proposal last week to send every California taxpayer a \$400 check, a plan that supporters estimate would also cost about \$9 billion.

Days later, Senate President Pro Tem Toni Atkins, a San Diego Democrat, and Assembly Speaker Anthony Rendon, a Lakewood Democrat, endorsed an idea to give \$200 payments to each California taxpayer and their dependents. Unlike the governor's proposal, their approximately \$7 billion plan would cap eligibility to households making less than \$250,000 per year, a nod to concerns from some liberals that relief should be more targeted to the neediest Californians.

But Republicans, who unsuccessfully pushed last week for the Legislature to immediately suspend the state gas tax, have slammed Democrats for not acting more swiftly as gas prices continue to rise.

## **MISCELLANEOUS ITEMS**

**March 24, 2022**

1. Calendar of Events
2. Minutes from the March 24, 2022 Zoning Administrator meeting.
3. Minutes from the February 17, 2022 Planning Commission meeting.
4. League of California Cities, "CalCities," from March 1 , 2022 to March 24, 2022.





## CALENDAR OF EVENTS

March 24, 2022 – May 12, 2022

Friday	March 25		City Hall Closed – Regular Friday Closure
Monday	March 28	5:30 p.m.	Measure O – Citizen’s Oversight Committee Meeting, CMC
Saturday	April 2	2:00 p.m.	Re:Imagine Garden Grove Open Streets Event, Garden Grove Civic Center Area
			4 <sup>th</sup> Annual Art in the Park, Open Streets Event, 12732 Main Street
Thursday	April 7	7:00 p.m.	Planning Commission Meeting, CMC
Friday	April 8		City Hall Closed – Regular Friday Closure
Tuesday	April 12	5:30 p.m. 6:30 p.m.	Closed Session, CMC Successor Agency Meeting, CMC City Council Meeting, CM
Thursday	April 14	6:00 p.m.	Parks, Recreation and Arts Commission
Thursday	April 21	7:00 p.m.	Planning Commission Meeting, CMC
Friday	April 22		City Hall Closed – Regular Friday Closure
Tuesday	April 26	5:30 p.m. 6:30 p.m.	Closed Session, CMC Housing Authority, CMC Sanitary District Board, CMC Successor Agency Meeting, CMC City Council Meeting, CM
Thursday	April 28		\$2 Casual Dress Day
Tuesday	May 3	6:00 p.m.	Traffic Commission Meeting, CMC
Thursday	May 5	7:00 p.m.	Planning Commission Meeting, CMC
Friday	May 6		City Hall Closed – Regular Friday Closure
Tuesday	May 10	5:30 p.m. 6:30 p.m.	Closed Session, CMC Successor Agency Meeting, CMC City Council Meeting, CM
Thursday	May 12	9:00 a.m.	Downtown Commission Meeting, CMC

GARDEN GROVE ZONING ADMINISTRATOR MEETING  
Garden Grove Community Meeting Center  
11300 Stanford Avenue, Garden Grove, CA 92840

Meeting Minutes  
Thursday, March 24, 2022

CALL TO ORDER: 9:00 a.m.

PUBLIC HEARING – CONDITIONAL USE PERMIT NO. CUP-217-2022

Applicant: Hedra Mamlouk  
Location: 8725 Garden Grove Boulevard  
Date: March 24, 2022

Request: To allow a new convenience store, Crazy Beer & Wine Market, to operate with an original State Alcoholic Beverage Control (ABC) Type "20" (Off-Sale, Beer and Wine) License. The site is in the GGMU-2 (Garden Grove Boulevard Mixed Use 2) zone. In conjunction with the request, the Zoning Administrator will also consider a determination that the project is categorically exempt from the California Environmental Quality Act (CEQA) pursuant to Section 15301 – Existing Facilities – of the State CEQA Guidelines.

Action: Public Hearing Held. Speaker(s): Martina (Applicant's Representative), Maureen Blackmun, Derrick Grayer, Matthew Hickam. Though the proposed business is a market with beer and wine sales, concerns mentioned related to high crime in the area, drugs, transients, narcotics, stolen vehicles, ID theft, weapons, smoke shop clientele, signage, area already saturated with liquor availability, trespassing, sex offenders, and vandalism.

Action: Due to public concerns, the Zoning Administrator remanded Conditional Use Permit No. CUP-217-2022 to the Planning Commission. The project would be re-noticed for the next available regular meeting.

ORAL COMMUNICATIONS – PUBLIC: None.

ADJOURNMENT: The Zoning Administrator adjourned the meeting at 9:22 a.m.

---

Judith Moore, Recording Secretary

GARDEN GROVE PLANNING COMMISSION  
Community Meeting Center  
11300 Stanford Avenue, Garden Grove, CA 92840

Meeting Minutes  
Thursday, February 17, 2022  
(Teleconference)

CALL TO ORDER: 7:00 p.m.

ROLL CALL:

Chair Perez  
Vice Chair Lindsay  
Commissioner Arestegui  
Commissioner Cunningham  
Commissioner Lehman  
Commissioner Ramirez  
Commissioner Soeffner

Absent: None.

PLEDGE OF ALLEGIANCE: Led by Commissioner Soeffner.

ORAL COMMUNICATIONS – PUBLIC – None.

SELECTION OF CHAIR:

Action: Commissioner Lindsay nominated Commissioner Ramirez for Chair with a second from Commissioner Lehman.

Action: Motion approved with a 7-0 vote as follows:

Ayes: (7) Arestegui, Cunningham, Lehman, Lindsay, Perez, Ramirez, Soeffner

Noes: (0) None

Commissioner Ramirez assumed the duties of Chair.

SELECTION OF VICE CHAIR:

Action: Commissioner Perez nominated Commissioner Lindsay for Vice Chair, with a second from Commissioner Lehman.

Action: Motion approved with a 6-1 vote as follows:

Ayes: (6) Arestegui, Cunningham, Lehman, Lindsay, Perez, Ramirez

Noes: (1) Soeffner

January 20, 2022 MINUTES:

Action: Received and filed.

Motion: Lindsay Second: Lehman

Ayes: (7) Arestegui, Cunningham, Lehman, Lindsay, Perez,  
Ramirez, Soeffner

Noes: (0) None

ITEM FOR CONSIDERATION - ACKNOWLEDGEMENT OF THE 2021 ANNUAL PROGRESS REPORT ON THE STATUS OF THE GENERAL PLAN AND HOUSING ELEMENT:

Action: Received and filed.

Motion: Ramirez Second: Lindsay

Ayes: (7) Arestegui, Cunningham, Lehman, Lindsay, Perez,  
Ramirez, Soeffner

Noes: (0) None

MATTERS FROM COMMISSIONERS: Commissioner Perez indicated that there were new housing bills coming forward and asked for an update on the new housing legislation. Staff proposed a future Study Session on the topic.

MATTERS FROM STAFF: Staff stated the March 3<sup>rd</sup> meeting would be cancelled and that the next meeting would be in-person.

ADJOURNMENT: At 7:21 p.m. to the next Meeting of the Garden Grove Planning Commission on Thursday, March 17, 2022, at 7:00 p.m. in the Community Meeting Center, 11300 Stanford Avenue, Garden Grove.

---

Judith Moore  
Recording Secretary



LEAGUE OF  
CALIFORNIA  
CITIES

# New and old solutions spur housing production in Redding

Mar 23, 2022

*In addition to an award-winning mixed-use development, the city may soon be home to the first 3D-printed, single-family home in California.*

## #LocalWorks

Unhoused Californians, low-income residents, seniors, and middle-class Californians face different,

but increasingly expensive barriers to housing. The city of Redding, located in California's Northern Shasta Cascade region, is approaching the challenge with targeted solutions and partnerships.

The results so far are positive. Single-family permits are up 30% from last year and the Redding Housing Authority's partnerships with developers are expected to create 475 affordable housing units within the next two years.

**Downtown partnership creates new housing and new economic opportunities**



Perhaps the most transformative partnership is the Market Center Apartments, a mixed-use development in the downtown area. The project recently received a Vision Honors Award by the Sacramento chapter of the Urban Land Institute.

Funded by a combination of public and nonprofit funding, the project took years to get off the ground, due in part to inconsistent state funding.

The innovative development has transformed the once-sleepy downtown area. The project added 82 units for low- and very-low-income families; an additional 79 affordable and 15 market-rate units are on the way. The development was accompanied by a complete streets project, which added both better connections for drivers and protected lanes for cyclists and pedestrians.



“I think of it as housing plus,” said Rachel Hatch, a senior program officer for the McConnell Foundation, which helps fund several community programs and recently ventured into construction as a co-developer of a nearby project. “There’s a recognition that housing in and of itself is just one component of a broader system of what makes life work for community members. It’s important to pair some of those things together.”

Business owners have taken notice of the more vibrant, walkable neighborhood. In recent months, new businesses — mostly small, local operations — have moved into the area. The mixed-use development opened in the earlier months of COVID-19, which hampered commercial demand. However, officials predict a low vacancy rate by the end of the year.

“This has been more than a 25-year haul for us,” said Redding Assistant City Manager Steve Bade. “People are now starting to see some of the fruits of that. Once someone invests .... and people see that real brick-and-mortar investment, then they start going, ‘Hey this looks really good. I’m going to put some of my investment in downtown.’” Todd Jones, the president of the Shasta County Economic Development Corporation, agrees.



“It's been really tremendous for our whole city and certainly our downtown,” Jones said. “It's encouraging private developers to buy buildings and rehab them.”

Mixed-use development is just one of the ways Redding is approaching the housing crisis. For example, the city is also expanding access to shelter for its unhoused residents, an important step to permanent housing. Staff are working on a plan to provide three different shelter sites with wraparound services throughout the city, the first of which will open in April.

“What we are trying to do is create an opportunity for homeless people living in unauthorized camps to have a safe unit where they can sleep, store their stuff, and get some services to help them out and reestablish themselves,” Bade said. “Every person has different needs, and this connects them with those resources.”

### A promising new technology

These projects alone cannot solve the housing crisis, especially as the cost of construction continues to rise. Redding and others are exploring new ways to lower costs for developers, many of which center around alternative construction materials. Thanks to a partnership with Access Homes and Emergent 3D, Redding may soon be home to the first 3D-printed, single-family home in California, joining just a handful of cities nationwide to do so.

The new technology operates in a familiar manner. Much like a soft-serve ice cream dispenser, a bridge crane with a rotating nozzle spreads concrete in the shape of a house. Skilled workers can “print” an exterior wall of a 1,200 square-foot house within 36 to 48 hours, complete with preprogrammed knockouts for electrical boxes.



The process is expected to significantly reduce cost, perhaps by as much as 40%. Two sets of homes — a pair of caretaker homes for the city’s parks and six to eight homes with wraparound service — should be completed by late summer.

However, the technology is still in its infancy. Only a few cities have printed a single-family home and just a handful of cities in California are actively pursuing similar projects.



The biggest hurdle might be its environmental cost. Manufacturing concrete produces a significant amount of carbon dioxide emissions. However, some companies are exploring greener

production methods, meaning it could become both a cost-effective and environmentally friendly tool for city planners in the future.

### Partnerships and funding are key

Like many cities, Redding is playing a game of catch-up when it comes to construction. The city recovered slowly from the Great Recession and the area lost more than 1,000 homes in the devastating Carr Fire. The city will soon unveil an updated set of fire safety policies in the coming months, but those are not the only hurdles the city faces.

A limited labor pool and increasingly expensive and scarce building materials add another layer of complexity. Since last year, the price per-square-foot has gone from roughly \$280 to \$330 according to Bade.

“It just slows down the build, which limits the number of units that go into your market,” Bade said.

As in other cities, partnerships at all levels and across all expertise are what ultimately drive success.

“Your housing people and your transportation people have to talk to each other,” Hatch said. “That's going to facilitate success in this type of approach to building housing that's accessible to transit, that's more sustainable, that provides greater access.”

However, partnerships alone do not make projects profitable or even pencil out for developers. State and federal funding is needed, especially for affordable housing projects.

“That’s really our best tool,” Bade said.

*The Cal Cities #LocalWorks initiative shines the spotlight on examples of local actions that are making a difference to their communities. Show how #LocalWorks in your community by contacting [communications@calcities.org](mailto:communications@calcities.org) (<mailto:communications@calcities.org>).*

---

1400 K Street, Suite 400  
Sacramento, CA 95814

P: (916) 658-8200

F: (916) 658-8240



# Cal Cities calls for \$180 million in funding to implement key organic waste regulations

Mar 23, 2022

The League of California Cities, along with a coalition of local government associations, is calling on the state to include \$180 million in the 2022-23 State Budget to help cities and counties develop and implement **SB 1383 (Lara, 2016)** (<https://www.calrecycle.ca.gov/organics/slcp>) organic waste recycling programs.

SB 1383 aims to reduce landfill disposal of organic waste by 75% and to increase edible food waste recovery by 20%. Once in landfills, food waste generates methane, a greenhouse gas dramatically more potent than carbon dioxide.

The requested \$180 million in funding would build on the \$60 million in grant funding approved by the Legislature in 2021, the largest amount ever set aside for cities in a single fiscal year for SB 1383 implementation. Additional funding for the grant program would help local governments implement collection, education, outreach, edible food recovery, and procurement activities, as well as capacity planning.

SB 1383 programs will take several years to fully develop. The first local implementation and compliance operation reports are due April 1, 2022.

CalRecycle has developed **several related tools and resources**

(<https://www.calrecycle.ca.gov/organics/slcp/reporting>), including an **Initial Jurisdiction Compliance Reporting Tool**

(<https://www.calrecycle.ca.gov/organics/slcp/reporting>), to help cities generate these

reports. Questions about the reporting process can be sent to a **CalRecycle liaison** (<https://www2.calrecycle.ca.gov/LGCentral/Contacts>) .

<https://www.calrecycle.ca.gov/organics/slcp/reporting>

<https://www2.calrecycle.ca.gov/LGCentral/Contacts>) For more information about the budget ask or for a sample support letter, please contact your </home/get-involved/regional-divisions>) **regional public affairs manager** (</home/get-involved/regional-divisions>) . Additional priority legislative issues will be covered during <https://www.calcities.org/detail-pages/event/2022/03/24/default-calendar/2022-legislative-briefing-bill-introduction>) **a legislative briefing on March 24** (<https://www.calcities.org/detail-pages/event/2022/03/24/default-calendar/2022-legislative-briefing-bill-introduction>) at 9:30 a.m.

---

1400 K Street, Suite 400  
Sacramento, CA 95814

P: (916) 658-8200

F: (916) 658-8240