

**City of Garden Grove**

**INTER-DEPARTMENT MEMORANDUM**

To: Matthew J. Fertal  
From: William E. Murray  
Dept.: City Manager  
Dept.: Public Works  
Subject: ADOPTION OF RESOLUTION ADOPTING THE FISCAL YEAR 2012-13 MEASURE M2 EXPENDITURE REPORT  
Date: September 24, 2013

OBJECTIVE

To adopt the Fiscal Year 2012-13 Measure M2 Expenditure Report as required by the Local Transportation Authority Ordinance No. 3.

BACKGROUND/DISCUSSION

In November 2006, Orange County voters approved a thirty-year renewal of Measure M to meet regional growth and continue the investment in the County's infrastructure. As in prior years, each local agency is required to submit approved documentation to the Orange County Transportation Authority (OCTA) to maintain Measure M2 eligibility for Local Fair Share appropriations and for competitive funding.

Per Local Transportation Authority Ordinance Number Three (3), local jurisdictions are required to adopt an annual Expenditure Report to account for beginning/ending balances, Local Fair Share, developer and traffic impact fees, and Maintenance of Effort expenditures. The Expenditure Report has been prepared by the Finance Department and has been signed and certified by the Finance Director.


FINANCIAL IMPACT

There is no impact to the General Fund. The attached report is necessary to receive Measure M2 revenues.

RECOMMENDATION

It is recommended that the City Council:


- Adopt the attached Resolution adopting the Fiscal Year 2012-13 Measure M2 Expenditure Report Resolution.

  
WILLIAM E. MURRAY, P.E.  
Public Works Director

  
By: Ana Neal  
Administrative Analyst

Attachment 1: Resolution  
Attachment 2: FY 2012-13 M2 Expenditure Report

**Recommended for Approval**

  
Matthew Fertal  
City Manager  
*Joe*

GARDEN GROVE CITY COUNCIL

RESOLUTION NO.

A RESOLUTION OF THE CITY COUNCIL OF THE CITY OF GARDEN GROVE  
ADOPTING THE FISCAL YEAR 2012-13 MEASURE M2 EXPENDITURE REPORT FOR  
THE CITY OF GARDEN GROVE

WHEREAS, Local Transportation Authority Ordinance No. 3 requires local jurisdictions to adopt an annual Expenditure Report to account for Net Revenues, developer/traffic impact fees, and funds expended by local jurisdiction that satisfy the Maintenance of Effort requirements;

WHEREAS, the Expenditure Report shall include all Net Revenue fund balances, interest earned and expenditures identified by type and program or project; and

WHEREAS, the Expenditure Report must be adopted and submitted to the Orange County Transportation Authority each year within six months of the end of the local jurisdiction's fiscal year to be eligible to receive Net Revenues as part of Measure M2.

NOW THEREFORE, BE IT RESOLVED that the City Council of the City of Garden Grove does hereby inform the Orange County Transportation Authority that:

- a) The M2 Expenditure Report is in conformance with the M2 Expenditure Report Template provided in the Renewed Measure M Eligibility Guidelines and accounts for Net Revenues, including interest earned, expenditures during the fiscal year and balances at the end of fiscal year.
- b) The M2 Expenditure Report, attached hereto as Exhibit A, is hereby adopted by the City of Garden Grove.
- c) The City of Garden Grove's Finance Director is hereby authorized to sign and submit the Measure M2 Expenditure Report to the Orange County Transportation Authority for the fiscal year ending June 30, 2013.

**M2 Expenditure Report  
Fiscal Year Ended June 30, 2013 Beginning and Ending Balances**

Description	Line No.	Amount
<b>Balances at Beginning of Fiscal Year</b>		
M2 Fairshare	1	\$ 2,077,915
M2 Fairshare Interest	2	\$ 9,859
M2 CTFP	3	\$ (29,946)
M2 CTFP Interest	4	
Other M2 Funding - Senior Mobility	5	\$ 12,980
Other M2 Interest	6	
Other*	7	
<b>Balances at Beginning of Fiscal Year (Sum Lines 1 to 7)</b>	8	\$ 2,070,808
Monies Made Available During Fiscal Year	9	\$ 2,280,460
<b>Total Monies Available (Sum Lines 8 &amp; 9)</b>	10	\$ 4,351,268
Expenditures During Fiscal Year	11	\$ 2,363,778
<b>Balances at End of Fiscal Year</b>		
M2 Fairshare	12	\$ 2,021,911
M2 Fairshare Interest	13	\$ -
M2 CTFP	14	\$ -
M2 CTFP Interest	15	\$ -
Other M2 Funding - Senior Mobility	16	\$ (34,421)
Other M2 Interest	17	\$ -
Other*	18	\$ -

\* Please provide a specific description

CTFP - Combined Transportation Funding Program

Note: Line 11, Schedule 2 shows a negative expenditure of \$1,497.32.  
This negative expenditure is a FY12-13 reversal of an accrual from FY11-12.  
As of June 30, 2013, the expenditure was not yet paid.

**M2 Expenditure Report**  
**Fiscal Year Ended June 30, 2013 Sources and Uses**

Description	Line No.	Amount
<b>Revenues:</b>		
M2 Fairshare	1	\$ 2,111,709
M2 Fairshare Interest	2	\$ 9,755
M2 CTFP	3	\$ 28,449
M2 CTFP Interest	4	
Other M2 Funding - Senior Mobility	5	\$ 130,517
Other M2 Interest	6	\$ 30
Other*	7	
<b>TOTAL REVENUES (Sum lines 1 to 7)</b>	<b>8</b>	<b>\$ 2,280,460</b>
<b>Expenditures:</b>		
M2 Fairshare	9	\$ 2,167,713
M2 Fairshare Interest	10	\$ 19,614
M2 CTFP	11	\$ (1,497)
M2 CTFP Interest	12	
Other M2 Funding - Senior Mobility	13	\$ 177,918
Other M2 Interest	14	\$ 30
Other*	15	
<b>TOTAL EXPENDITURES (Sum lines 9 to 15)</b>	<b>16</b>	<b>\$ 2,363,778</b>
<b>TOTAL BALANCE (Subtract line 16 from 8)</b>	<b>17</b>	<b>\$ (83,318)</b>

\* Please provide a specific description

**M2 Expenditure Report**  
**Fiscal Year Ended June 30, 2013 Streets and Roads Detailed Use of Funds**


Type of Expenditure	Line No.	*MOE	+ Developer / Impact Fees	M2 Fairshare	M2 Fairshare Interest	M2 CTFP	M2 CTFP Interest	Other M2	Other M2 Interest	Other	TOTAL
Administration (Indirect & Overhead)	1	\$ 739,222									\$ 739,222
Construction & Right-of-Way											
New Street Construction	2										
Street Reconstruction	3	\$ 75,722	\$ 54,283	\$ 1,903,290	\$ 19,614						\$ 2,052,909
Signals, Safety Devices, & Street Lights	4			\$ 264,423							\$ 264,423
Pedestrian Ways & Bikepaths	5										
Storm Drains	6										
Storm Damage	7					\$ (1,497)					\$ (1,497)
Total Construction <sup>1</sup>	8	75,722	54,283	2,167,713	19,614	(1,497)	-	-	-	-	2,315,834
Right of Way Acquisition	9										
Total Construction & Right-of-Way	10	75,722	54,283	2,167,713	19,614	(1,497)	-	-	-	-	2,315,834
Maintenance											
Patching	11										
Overlay & Sealing	12	\$ 842,121									\$ 842,121
Street Lights & Traffic Signals	13	\$ 101,811									\$ 101,811
Storm Damage	14										
Other Street Purpose Maintenance	15	2,338,865									2,338,865
Total Maintenance <sup>1</sup>	16	3,282,796	-	-	-	-	-	-	-	-	3,282,796
Other - Senior Mobility	17							\$ 177,918	\$ 30		\$ 177,948
<b>GRAND TOTALS (Sum Lines 1, 10, 16, 17)</b>	18	\$ 4,097,740	\$ 54,283	\$ 2,167,713	\$ 19,614	\$ (1,497)	\$ -	\$ 177,918	\$ 30	\$ -	\$ 6,515,800

\* Local funds used to satisfy maintenance of effort (MOE) requirements  
 + Transportation related only  
<sup>1</sup> Includes direct charges for staff time



**M2 Expenditure Report  
Fiscal Year Ended June 30, 2013**

I certify that the interest earned on Net Revenues allocated pursuant to the Ordinance shall be expended only for those purposes for which the Net Revenues were allocated and all the information attached herein is true and accurate to the best of my knowledge:



---

Kingsley Okereke, Director of Finance