

City of Garden Grove
WEEKLY CITY MANAGER'S MEMO
May 20, 2021

TO: Honorable Mayor and City Council FROM: Scott C. Stiles, City Manager
Members

I. DEPARTMENT ITEMS

A. LETTERS REQUESTING ASSISTANCE

Copies of the letters requesting assistance from federal elected officials regarding the Department of Treasury Revenue Loss Calculation for the American Rescue Plan Act funds are included for your information.

B. PUBLIC WORKS CAPITAL IMPROVEMENT PROJECTS

Capital Improvement Project updates for the Public Works Engineering and Water Services divisions are included for your information.

II. ITEMS FROM OTHER GOVERNMENTAL AGENCIES, OUTSIDE AGENCIES, BUSINESSES AND INDIVIDUALS

A. County of Orange News Releases:

- a. Statement from the OC Health Care Agency on the Centers for Disease Control and Prevention's Masking Recommendation (May 17, 2021)
- b. Unsecured Property Low Value Exemption Increased to \$7,500 for Business Property, Boats and Aircraft (May 17, 2021)
- c. Orange County Progresses from Orange Tier to Yellow on May 19, 2021 (May 18, 2021)
- d. County Releases FY 2021-22 Recommended Budget (May 19, 2021)

B. Orange County Fire Authority News Release: California Firefighting Agencies, Southern California Edison Team Up to Provide State-of-the-Art Firefighting Aircraft (May 13, 2021).

C. Orange County Transit Authority Public Hearing Notice for the Proposed Fiscal Year 2021-22 Budget.

D. Memorandum from Mr. Larry Dick and Mr. Bob McVicker of the Municipal Water District of Orange County (MWDOC) outlining monthly water usage data figures, an estimate of Tier 2 volume for MWDOC, and selected water supply information.

E. Garden Grove Unified School District #GGUSD Pride E-newsletter featuring events and notable accomplishments.

- **OTHER ITEMS**

- SOCIAL MEDIA HIGHLIGHTS AND NEWSPAPER ARTICLES
Copies of the week's social media posts and local newspaper articles are attached for your information.
- MISCELLANEOUS ITEMS
Items of interest are included.



Scott C. Stiles
City Manager



CITY OF GARDEN GROVE

(714) 741-5100

May 14, 2021
The Honorable Lou Correa
Representative, 46th District
2323 N. Broadway, Ste. 319
Santa Ana, CA 92706

Steven R. Jones

Mayor

Kim Bernice Nguyen

Mayor Pro Tem - District 6

George S. Brietigam

Council Member - District 1

John R. O'Neill

Council Member - District 2

Diedre Thu-Ha Nguyen

Council Member - District 3

Patrick Phat Bui

Council Member - District 4

Stephanie Klopfenstein

Council Member - District 5

Re: Request for Assistance Regarding Department of Treasury Revenue Loss Calculation for Use of American Rescue Plan Act Funds

Dear Congressman Correa:

As you are aware, the Department of the Treasury issued its Interim Final Rule (the Rule) on the Coronavirus State and Local Fiscal Recovery Funds (RIN 1505-AC77) on May, 10, 2021. Under Section II. C. of the Supplementary Information of the Rule, "Revenue Loss" was defined along with the calculation method, indicating "In calculating revenue, recipients should sum across all revenue streams covered as general revenue" (page 34). The rationale of using this methodology is to "minimize the administrative burden for recipients, provides for greater consistency across recipients, and presents a more accurate representation of the overall impact of the COVID-19 public health emergency on a recipient's revenue" (page 34). While all of this sounds reasonable, we believe the Rule overlooked the severe negative impact of this methodology to entities with a brand new revenue source introduced right before or during the pandemic. Garden Grove is a prime example.

The City of Garden Grove passed our local sales tax measure (Measure O) in November 2018, which became effective in April 2019. In FY2019-20 (July 1, 2019 to June 30, 2020), we collected \$19 million from the Measure O. This is a brand new revenue source for us, and because of it, for the first time in over a decade, we did not have a deficit. During the same year, we lost \$8 million in Transient Occupancy Tax directly due to COVID-19. Under the current language of the Rule, general revenue has to be aggregated. And since our base year is FY2018-19, when nearly none of the Measure O revenue was received, the City of Garden Grove would show no revenue loss at all. However, in reality, we have lost about \$28 million since March 2019 to date in Transient Occupancy Tax.

As stated by the Rule, the reason to use aggregated general revenue rather than source-specific revenue to calculate revenue loss is to reduce the administrative burden, ensure consistency, and present more accurate representation of the impact of COVID-19. As you can clearly see, this approach does not provide for consistency

nor accuracy in our case. **By aggregating all general revenue sources, the City of Garden Grove will be denied for one of the four eligible use categories.**

The City had done a great deal to balance our budget during the pandemic, including place a hiring freeze, defer much needed maintenance needs and capital purchases, all of which will result in significantly increased costs to restore service level in the coming years. Like all the other cities, we are in desperate need of the ARPA funding to recover from the pandemic. We also believe some other municipalities, including the City of Santa Ana, are facing similar dilemmas. We therefore ask the Treasury to allow revenue loss to be recognized on a source-specific basis for localities that had a brand new revenue source right before or during the pandemic. This will ensure a more equitable distribution of this unprecedented federal aid.

We appreciate your consideration and request your support and assistance in helping to address this very important matter with the Department of Treasury. If you have any question, please contact Patricia Song, Finance Director, at (714) 741-5062 or psong@ggcity.org.

Sincerely,

A handwritten signature in black ink that reads "Steven R. Jones". The signature is written in a cursive, flowing style.

Steven R. Jones
Mayor

C: Alan Lowenthal, Representative, 47th District
Michelle Steel, Representative, 48th District
Diane Feinstein, Senator
Alex Padillia, Senator



(714) 741-5100

May 14, 2021
The Honorable Alan Lowenthal
Representative, 47th District
100 W. Broadway, West Tower 600
Long Beach, CA 90802

Steven R. Jones
Mayor

Kim Bernice Nguyen
Mayor Pro Tem - District 6

George S. Brietigam
Council Member - District 1

John R. O'Neill
Council Member - District 2

Diedre Thu-Ha Nguyen
Council Member - District 3

Patrick Phat Bui
Council Member - District 4

Stephanie Klopfenstein
Council Member - District 5

Re: Request for Assistance Regarding Department of Treasury Revenue Loss Calculation for Use of American Rescue Plan Act Funds

Dear Congressman Lowenthal:

As you are aware, the Department of the Treasury issued its Interim Final Rule (the Rule) on the Coronavirus State and Local Fiscal Recovery Funds (RIN 1505-AC77) on May, 10, 2021. Under Section II. C. of the Supplementary Information of the Rule, "Revenue Loss" was defined along with the calculation method, indicating "In calculating revenue, recipients should sum across all revenue streams covered as general revenue" (page 34). The rationale of using this methodology is to "minimize the administrative burden for recipients, provides for greater consistency across recipients, and presents a more accurate representation of the overall impact of the COVID-19 public health emergency on a recipient's revenue" (page 34). While all of this sounds reasonable, we believe the Rule overlooked the severe negative impact of this methodology to entities with a brand new revenue source introduced right before or during the pandemic. Garden Grove is a prime example.

The City of Garden Grove passed our local sales tax measure (Measure O) in November 2018, which became effective in April 2019. In FY2019-20 (July 1, 2019 to June 30, 2020), we collected \$19 million from the Measure O. This is a brand new revenue source for us, and because of it, for the first time in over a decade, we did not have a deficit. During the same year, we lost \$8 million in Transient Occupancy Tax directly due to COVID-19. Under the current language of the Rule, general revenue has to be aggregated. And since our base year is FY2018-19, when nearly none of the Measure O revenue was received, the City of Garden Grove would show no revenue loss at all. However, in reality, we have lost about \$28 million since March 2019 to date in Transient Occupancy Tax.

As stated by the Rule, the reason to use aggregated general revenue rather than source-specific revenue to calculate revenue loss is to reduce the administrative burden, ensure consistency, and present more accurate representation of the impact of COVID-19. As you can clearly see, this approach does not provide for consistency

nor accuracy in our case. **By aggregating all general revenue sources, the City of Garden Grove will be denied for one of the four eligible use categories.**

The City had done a great deal to balance our budget during the pandemic, including place a hiring freeze, defer much needed maintenance needs and capital purchases, all of which will result in significantly increased costs to restore service level in the coming years. Like all the other cities, we are in desperate need of the ARPA funding to recover from the pandemic. We also believe some other municipalities are facing similar dilemmas. We therefore ask the Treasury to allow revenue loss to be recognized on a source-specific basis for localities that had a brand new revenue source right before or during the pandemic. This will ensure a more equitable distribution of this unprecedented federal aid.

We appreciate your consideration and request your support and assistance in helping to address this very important matter with the Department of Treasury. If you have any questions, please contact Patricia Song, Finance Director, at (714) 741-5062 or psong@ggcity.org.

Sincerely,

A handwritten signature in black ink that reads "Steven R. Jones". The signature is written in a cursive, flowing style.

Steven R. Jones
Mayor

C: Lou Correa, Representative, 46th District
Michelle Steel, Representative, 48th District
Diane Feinstein, Senator
Alex Padillia, Senator



(714) 741-5100

May 20, 2021
The Honorable Michelle Steel
Representative, 48th District
4000 Westerly Place #270
Newport Beach, CA 92660

Steven R. Jones

Mayor

Kim Bernice Nguyen

Mayor Pro Tem - District 6

George S. Brietigam

Council Member - District 1

John R. O'Neill

Council Member - District 2

Diedre Thu-Ha Nguyen

Council Member - District 3

Patrick Phat Bui

Council Member - District 4

Stephanie Klopfenstein

Council Member - District 5

Re: Request for Assistance Regarding Department of Treasury Revenue Loss Calculation for Use of American Rescue Plan Act Funds

Dear Congresswoman Steel:

As you are aware, the Department of the Treasury issued its Interim Final Rule (the Rule) on the Coronavirus State and Local Fiscal Recovery Funds (RIN 1505-AC77) on May, 10, 2021. Under Section II. C. of the Supplementary Information of the Rule, "Revenue Loss" was defined along with the calculation method, indicating "In calculating revenue, recipients should sum across all revenue streams covered as general revenue" (page 34). The rationale of using this methodology is to "minimize the administrative burden for recipients, provides for greater consistency across recipients, and presents a more accurate representation of the overall impact of the COVID-19 public health emergency on a recipient's revenue" (page 34). While all of this sounds reasonable, we believe the Rule overlooked the severe negative impact of this methodology to entities with a brand new revenue source introduced right before or during the pandemic. Garden Grove is a prime example.

The City of Garden Grove passed our local sales tax measure (Measure O) in November 2018, which became effective in April 2019. In FY2019-20 (July 1, 2019 to June 30, 2020), we collected \$19 million from the Measure O. This is a brand new revenue source for us, and because of it, for the first time in over a decade, we did not have a deficit. During the same year, we lost \$8 million in Transient Occupancy Tax directly due to COVID-19. Under the current language of the Rule, general revenue has to be aggregated. And since our base year is FY2018-19, when nearly none of the Measure O revenue was received, the City of Garden Grove would show no revenue loss at all. However, in reality, we have lost about \$28 million since March 2019 to date in Transient Occupancy Tax.

As stated by the Rule, the reason to use aggregated general revenue rather than source-specific revenue to calculate revenue loss is to reduce the administrative burden, ensure consistency, and present more accurate representation of the impact of COVID-19. As you can clearly see, this approach does not provide for consistency

nor accuracy in our case. **By aggregating all general revenue sources, the City of Garden Grove will be denied for one of the four eligible use categories.**

The City had done a great deal to balance our budget during the pandemic, including place a hiring freeze, defer much needed maintenance needs and capital purchases, all of which will result in significantly increased costs to restore service level in the coming years. Like all the other cities, we are in desperate need of the ARPA funding to recover from the pandemic. We also believe some other municipalities are facing similar dilemmas. We therefore ask the Treasury to allow revenue loss to be recognized on a source-specific basis for localities that had a brand new revenue source right before or during the pandemic. This will ensure a more equitable distribution of this unprecedented federal aid.

We appreciate your consideration and request your support and assistance in helping to address this very important matter with the Department of Treasury. If you have any questions, please contact Patricia Song, Finance Director, at (714) 741-5062 or psong@ggcity.org.

Sincerely,

A handwritten signature in black ink that reads "Steven R. Jones". The signature is written in a cursive, flowing style.

Steven R. Jones
Mayor

C: Lou Correa, Representative, 46th District
Alan Lowenthal, Representative, 47th District
Diane Feinstein, Senator
Alex Padillia, Senator

PUBLIC WORKS CAPITAL IMPROVEMENT PROJECTS

Project Status Report

May 17, 2021

ENGINEERING DIVISION - CAPITAL PROJECTS

The following are capital construction and design projects under the administration of the Engineering Division and their present status. This covers approximately through the next year.

CONSTRUCTION PROJECTS

NC-1129000– Orange County Streetcar

(DAI)

OCTA is constructing an at-grade streetcar from the Santa Ana Regional Transportation Center (SARTC) to the NE corner of Harbor Blvd & Westminster Ave. Construction underway.

- Low Bidder: Walsh Construction Const. Amt: \$220.5M
- NTP: 3/4/19 Est. Project Completion: 2021
- Length: 4+miles

CP-1254000 – Orangewood Ave Rehabilitation – Brookhurst to Euclid L= 1 mi. (NAVIN)

Contract Price = \$1,805,258

- Rehab Type: Mill & Overlay w/ARAM
- Construction Status: Start work June 1, 2021

CP-1254000 – Lampson Ave Rehab – Dale to Magnolia L= 2600' (NAVIN)

Contract Price = \$557,852

- Rehab Type: 2" Mill & Fill with digouts
- Construction Status: Start work Aug 5, 2021

CP-1254000 – Garden Grove Blvd Rehab – Dale to Magnolia L= 2600' (NICK)

Contract Price = \$318,115 street rehab + \$394,076 for sewer work = \$713,191

- Rehab Type: Microsurfacing with digouts and minor sewer improvements
- Construction Status: Start work June 1, 2021

CP-1254000 – Lampson Avenue Sidewalk – Haster to Jetty (NICK)

Contract Price = \$109,980

- Construct new 5'wide concrete sidewalk in summer 2021 with rehab projects
- Construction Status: Start work June 21, 2021

Low Bidder: All-American Asphalt for \$3,185,281 **Working Days:** 100

Schedule: Award: April 27, 2021; **Construction Start:** June 1, 2021

CP-1250000 – Ward Street Rehabilitation – S'ly City Limits to Hazard L= 1.25 mi. (NICK)

City boundary follows centerline of street

City of Westminster is Lead Agency

- Rehab Type: 3/4 FDR, 1/4 Mill & Fill
- Will include 7 grooved cross gutter replacements in the vicinity.
- Low Bid: \$1.36M All-American Asphalt **Working Days:** 90
- Construction Start: **May 24, 2021**

Capital Projects - Project Status Report

May 17, 2021

Page 2 of 5

CP-1177000 - Trask and Roxey New Traffic Signal (JUAN & KEN)

HSIP Grant \$310,000

Low Bidder: Belco

- Low Bid: \$320,000 Award Date: 9.8.20
- NTP: 9.28.20 60 working days Construction Status: 95% complete
- Signal turned on 4/6/21. Completing punch list items.

CP-1176000 - Trask and Newland Traffic Signal Mod (JUAN & KEN)

HSIP Grant \$310,000

Low Bidder: Belco

- Low Bid: \$310,000 Award Date: 9.8.20
- NTP: 9.28.20 60 working days Construction Status: 95% complete
- Signal turned on 4/7/21. Completing punch list items.

CP-1157000 - Speed Radar Signs at Various School Locations (JUAN & KEN)

HSIP Grant \$249,000

Low Bidder: Belco

- Low Bid: \$162,000 Award Date: 9.8.20
- NTP: 9.28.20 60 working days Construction Status: 90% complete
- Signs installed. Completing punch list items.

CP-1007000 – Acacia Storm Drain Const: 2021 (MIKE S)

Acacia Ave floods regularly and water ponds in several front yards in the area

- Alignment: Acacia Ave from Dale to Josephine, Josephine from Acacia to Woolley
- Proposed Master Plan of Drainage, Line B-3 **Estimated Const Cost: \$3 M**
- Storm Drain Design Status – complete **Working Days: 100**
- Environmental Clearance being prepared by: Romi Archer, Circlepoint
- Tentative Advertisement date for Bids: [May 28, 2021](#)

DESIGN PROJECTS

CP-1090000 – Euclid/Westminster Intersection Improvement – ROW Acquisition (MIKE S.)

Proposed improvement: southbound right turn lane & EB right turn lane

- Submitted grant application to OCTA. Likely award in April 2021 per OCTA memo
- Estimated Construction Cost: **\$1.5 M** Tentative Advertisement Date: June 1, 2021
- SCE **Distribution** xfer to new poles (along Euclid S of Westminster): May 14 & 15
- SCE Distribution line relocation along Westminster Ave: Complete
- Communications companies have SCE relocation plans. Communication company relocations anticipated end of [June 2021](#).

Capital Projects - Project Status Report

May 17, 2021

Page 3 of 5

CP-1259000 – Acacia Neighborhood Street Improvements Const: 2022 (MIKE S)

Scope: Residential streets bounded by Dale, Stanford, Josephine and Garden Grove Blvd

- Residential streets are severely cracked
- Street Improvements: Street reconstruction with new curb, gutter and sidewalk
- Street Design Status: 50% complete
 - Utility poles need to be relocated to complete street work – coord underway
- Notice to Residents letter to "Remove Improvements from Public ROW" was distributed after New Year 2021.

CP1297022 – Chapman Ave Rehab – Springdale to Western L= 5300' (NICK)

Budgetary Estimate = \$3.5 M (design, construction, contingency & const engineering)

Rehab Type: 2" Mill & Fill with digouts and ARAM

- Schedule: Construction summer 2022
- Will include one grooved cross gutter replacement @ Chapman & Jasper
- Status: Started

CP1297022 – Garden Grove Blvd Rehab – Harbor to Fairview L= 5100' (NAVIN)

Budgetary Estimate = \$2.2 M (design, construction, contingency & const engineering)

Rehab Type: 2" Mill & Fill with digouts and ARAM

- Schedule: Construction summer 2022
- Status: Started

CP1297022 – Lampson Ave Rehab – Springdale to Knott L= 2600' (NICK)

Budgetary Estimate = \$350 k (design, construction, contingency & const engineering)

Rehab Type: Digouts, Crack Fill & Slurry Seal

- Schedule: Construction summer 2022
- Status: Started

CP1297022 – Lampson Ave Rehab – Harbor to Haster L= 2600' (NAVIN)

Budgetary Estimate = \$300 k (design, construction, contingency & const engineering)

Rehab Type: Crack Fill & Slurry Seal

- Schedule: Construction summer 2022
- Status: Started

CP-1254000 – Hazard Ave Rehab – Brookhurst to Ward L= 2600' (NICK)

Budgetary Estimate = \$670k for City of GG, \$500k for Westminster

City of Garden Grove is Lead Agency

- Rehab Type: 2" Mill & Fill with digouts
- Schedule: Construction summer/fall 2022
- Status: Design 80% complete – [City of Westminster reviewing plans](#)

CP-1196263 – Westminster Ave Rehab – Magnolia to Bushard L= 2600' (NICK)

Budgetary Estimate = \$300k for City of GG

City of Westminster is Lead Agency

- Rehab Type: Reconstruction, City of GG owns only #3 WB lane
- Schedule: Construction summer/fall 2022
- Status: Design initiated by City of Westminster

Capital Projects - Project Status Report

May 17, 2021

Page 4 of 5

CP-XXX0000 – Katella Street Rehab – 500' E/o Magnolia to Jean (NAVIN)

Rehabilitation Type: 2" Mill & Fill

County of Orange has retained the contractor.

- Estimated Project Cost for Garden Grove: **\$200,000**
- Status: Construction July 2021

CP-XXX0000 – Harbor/Garden Grove Intersection Improvement (NAVIN)

Proposed improvement: Add 2nd NB right turn lane, EB right turn lane & new traffic signal

- Estimated Project Cost: **\$3.135 M**
- Status: Design initiated

CP-1045000 – Chapman at Lamplighter Traffic Signal

- Design status: Complete
- Advertise for bids: July 2021

VAR – Traffic Signal Modifications (KEN & JUAN)

These projects will upgrade the traffic signals at all the intersections listed below:

<u>Location</u>	<u>Status</u>
• Garden Grove Blvd & Gilbert	Design 30%
• Garden Grove Blvd & Galway	Design 30%
• Garden Grove Blvd & Casa Linda	Design 30%
• Euclid & Stanford	Design 30%
• Brookhurst & Stanford	Design 30%
- Advertise for Bids: July 2021	

VAR – Traffic Signal Synchronization Projects (Multijurisdictional) (DAI, KEN, JUAN)

These projects will synchronize the traffic signals and will upgrade the equipment at all the intersections listed below:

<u>Location</u>	<u>Status</u>
• CP-1109000 Katella Avenue	Consultant awarded project Design 100%
• CP-1180000 Valley View	Postponed until 2022* Design 0%
○ *Funding issues related to Covid-19 for H.B & Westminster	

CP-1097000 – Garden Grove Blvd Traffic Signal Synchronization (KEN & JUAN)

Multi-jurisdictional signal timing project from Valley View to Bristol. Includes upgrades to all signal controllers, cabinets, video detection, preemption and Traffic Mgmt Center

- Consultant selected – Advantec Design: Complete
- Construction Status: 40% complete
- TMC Monitors are operational
- Concurrently replacing signal cabinets, pull boxes & conduit

Capital Projects - Project Status Report

May 17, 2021

Page 5 of 5

Magnolia Street – Utility Undergrounding – GG Blvd to Mac Alpine (NICK & MARK)

- Cost for undergrounding has increased to \$550/lf: total = \$5.8M in 2020 dollars
- Edison has reduced the scope of work to accommodate the available budget
- Status: Design complete. SCE revising 70 sheets of traffic control plans in response to City comments for permitting purposes.
- SCE's allocations to Rule 20a projects have been decreasing. This year's allocation decreased 41% over last year. This will cause a decrease in the scope of the proposed undergrounding. SCE will evaluate and advise. Construction start indeterminate.

CP-1047000 – Civic Center Drive – Median & Parking Modifications (MIKE B.)

Modify CCD median island and install angled parking in NB lanes

- Survey info received.
- Status: Concept plans started. Further design dependent on issuance of grading permit for proposed Cottage Industry development

Grooved Cross Gutter Replacement (NICK)

There are currently 8 known grooved cross gutters at various locations around the city. These will be replaced with regular cross gutters and modifications to the existing streets to adjust surrounding grades.

- DESIGN COMPLETE. Construction will proceed as funding becomes available.
- *Seven grooved cross gutters will be included in Ward Street Rehab project in 2021.*

cc: B. Murray, T.J McGovern, R. Meeks, L. Ruitenschild, M. Gray, L.Tapia, A. Pulido, J. Goddard, Noelle Kim, Ana Neal, R Leyva, B Eurs, Carolyn M., Emily T, Karen F., R. Jacot, K. Dibaj, R. Manson, Buster E., Patti W., Susan Morgan, David Ortega, Alicia Hofer, Lorena Soules

PUBLIC WORKS CAPITAL IMPROVEMENT PROJECTS - STATUS REPORT
May 17, 2021
WATER SERVICES DIVISION

UNDER CONSTRUCTION

SANITARY SEWER

- **CP1165000 Sewer Main Replacement Project 1- Project #7840** – The Sewer Rehabilitation Plan Phase 1, Sewer Main Replacement Project 1 (at Euclid Street, Pinehurst Court, Nelson Street, Pine Street, Pearl Street, Allen Drive, Stanford Avenue, Euclid Park, Trask Avenue, and Wilson Street) is one of many projects designed to address defective sewer pipe throughout the City. The sewer improvements consist of approximately 30 feet of 6-inch diameter, approximately 5,440 feet of 8-inch diameter and, 1,290 feet of 12-inch diameter extra strength Vitrified Clay Pipe (VCP). It also includes the construction of 27 new manholes, modification of 2 existing manholes and 124 sewer house reconnections.

Project Limit: Throughout the City
Contractor: CHI Construction
Contract Amount: \$2,705,830
Working Days: 185

Status:

- Contractor making arrangement to do final slurry seal at the apartment complex.

- **CP1141000 Partridge Lift Station Improvements Project** –The District has been experiencing frequent pump clogging caused by wet wipes from the tributary area. The District is considering to install a new grinder at the upstream of the lift station. Staff has hired AKM to provide a preliminary design of the grinder installation for the Partridge Lift Station.

Project Limit: Partridge Lift Station
Contractor: Pacific Hydrotech Corp
Bid Amount: \$614,900

Status:

- Contractor paid the SCE invoice and is making arrangement with SCE to start installing the conduit for the power supply to the new transformer.

WATER

- **CP1205000 Magnolia Reservoir and Booster Pump Station Rehabilitation Project** (GG Project #7402) – The reservoir repairs consist of crack and joint repair, construction of seismic curb, roof waterproofing, rust spot repair, and the addition of a fall protection system. The repair work for the pump station consists of replacement of the existing engine and booster pump, replacement of the existing exhaust system, replacement of the existing catalytic converter, replacement of two 10-inch butterfly valves, replacement of the 10-inch check valve, refurbishment of the existing flow control valve, and replacement of the roof and existing removable dormer.

Project Limit: Magnolia Park (No traffic impact).

Contractor: Pacific Hydrotech Corp.

Bid Amount: \$3.2 M

Status: Preliminary date for engine delivery is planned for beginning of September. Contractor scheduled to begin mobilization in mid-August. Contractor continues to submit remaining submittals.

- **OCWD PFAS Final Treatment Design** – CDM Smith is one of the 6 consultants that OCWD has retained to perform final design for well head treatment of the City's 7 affected wells. Ion Exchange has been selected as the preferred treatment approach for all the well sites due to space constraint.

Project Limit: Well 19, Well 29, Well 30, Lampson Reservoir and Booster Station, West Haven Reservoir and Booster Station

Consultant: OCWD – CDM Smith

Contractor: Pacific Hydrotech Corp

Bid Amount: \$12.8M

Status:

- Contractor has begun excavation for the treatment system pads at Well 21. Contractor scheduled to start placement of pipeline at Well 21 this week. Perimeter fence has also been installed at Well 29 site. Over excavation of filter pads also began at Well 29. Form work for filter foundations for Well 21 and Well 29 will begin in the next two weeks.

UNDER DESIGN

SANITARY SEWER

- **CP1244000 Sewer Main Replacement Project 2&3**–The Sewer Rehabilitation Plan Phase 1, Sewer Main Replacement Project 2 (at Galway Street, Gilbert Street, Kerry Street, Kellogg Way, Alley near Belfast Drive, Crosby Ave, Central Avenue, and Acacia Avenue) and Project 3 (Trask Avenue, Edgebrook Drive, Garden Grove Boulevard, and Sycamore Street) are two of many projects designed to address defective sewer pipe throughout the City. The sewer improvements will consist of approximately 4,400 feet of sewer pipes, includes both design and optional construction management/inspection services.

Project Limit: See Location Map

Consultant: JIG

Status:

- Staff advertised the project at the beginning of May. Bid opening is scheduled on May 25, 2021.

- **CP1245000 Sewer Main Lining and Spot Repairs Projects 3&4**—This project consists of rehabilitating approximately 22,813 linear-feet of 8-inch & 10-inch sewer using UV-Cured Glass Reinforced Plastic cured-in-place liner. The project will be at various locations throughout the City. The project will also include spot repairs, sewer lateral reinstatements and top hat sewer lateral seals. The project includes both design and optional construction management/inspection services.

Project Limit: See Location Map

Consultant: Gannett Fleming, Inc.

Status:

- Consultant submitted 100% plans. Staff plans to advertise at the end of May.
- **CIP Project 92 (Donegal Drive Sewer - GGSD Project JL1299000)** – Staff is exploring the feasibility of constructing a 12-in sewer replacement inside a commercial property at 9625 Bolsa Ave. This will alleviate the sewer deficiency in the area.

Project Limit: Donegal Drive (Washington Ave. to Bolsa Ave.)

Consultant: JIG

Status:

- Consultant is setting up a meeting with the Plaza owner to discuss the project. This will determine the feasibility of rerouting the sewer main through the plaza parking lot.

WATER

- **SCADA Implementation Project** – The SCADA Master Plan has recommended 22 projects to be implemented over a 5-year period. The City is seeking for Program Management Services to facilitate the detailed design and implementation of these recommendations.

Project Limit: At the various water distribution facilities

Consultant: West Yost Associates

Status:

- Consultant is continuing with the development of hardware, software, and network design which includes development of SCADA standards, to-be operational strategy, and global overview screens and sample HMI screens. Consultant is also working on Global Pressure Monitoring Improvements which include the electrical and control system design.

- **Alwood Ave and Anthony Ave Water Improvement Project** – This water main replacement project includes two of the high priority fire flow capacity deficient areas identified in the 2020 Water Master Plan. Project consists of approximately 1,300 ft of 12-in diameter pipe, 2,850 ft of 8-in diameter pipe including hydrants, fittings and appurtenances, trenching, backfilling, compaction, and pipe disinfection and testing.

Project Limit: Alwood Ave and Cole St; Anthony Ave and Acacia Ave between Josephine St and Magnolia St.

In-House Design: Staff continues to establish basemap for this project.

- **County Orangewood and Dale Water Improvement Project** – This water main replacement project includes replacing over 7,500 ft of 6-in diameter main replacement with 8-inch main. In addition, this project will replace 12 of the dry-barrel hydrants with wet barrel hydrants. This will help improve the fire flow in this area.

Project Limit: Between Orangewood and Yorkshire and Dale and Nearing (See Project Map)
Consultant:

Status:

- Staff sent out RFP to four consulting firms. Proposals are due on May 20, 2021.

- **Public Works Yard Block Wall** – Civiltec Engineering has completed the design. Building Department reviewed and approved the plans.

Project Limit: Within the existing facility (No traffic impact).

Status:

- This project will be packaged with one of the water facility projects in the future.

SANITARY SEWER SHARED

City of Anaheim

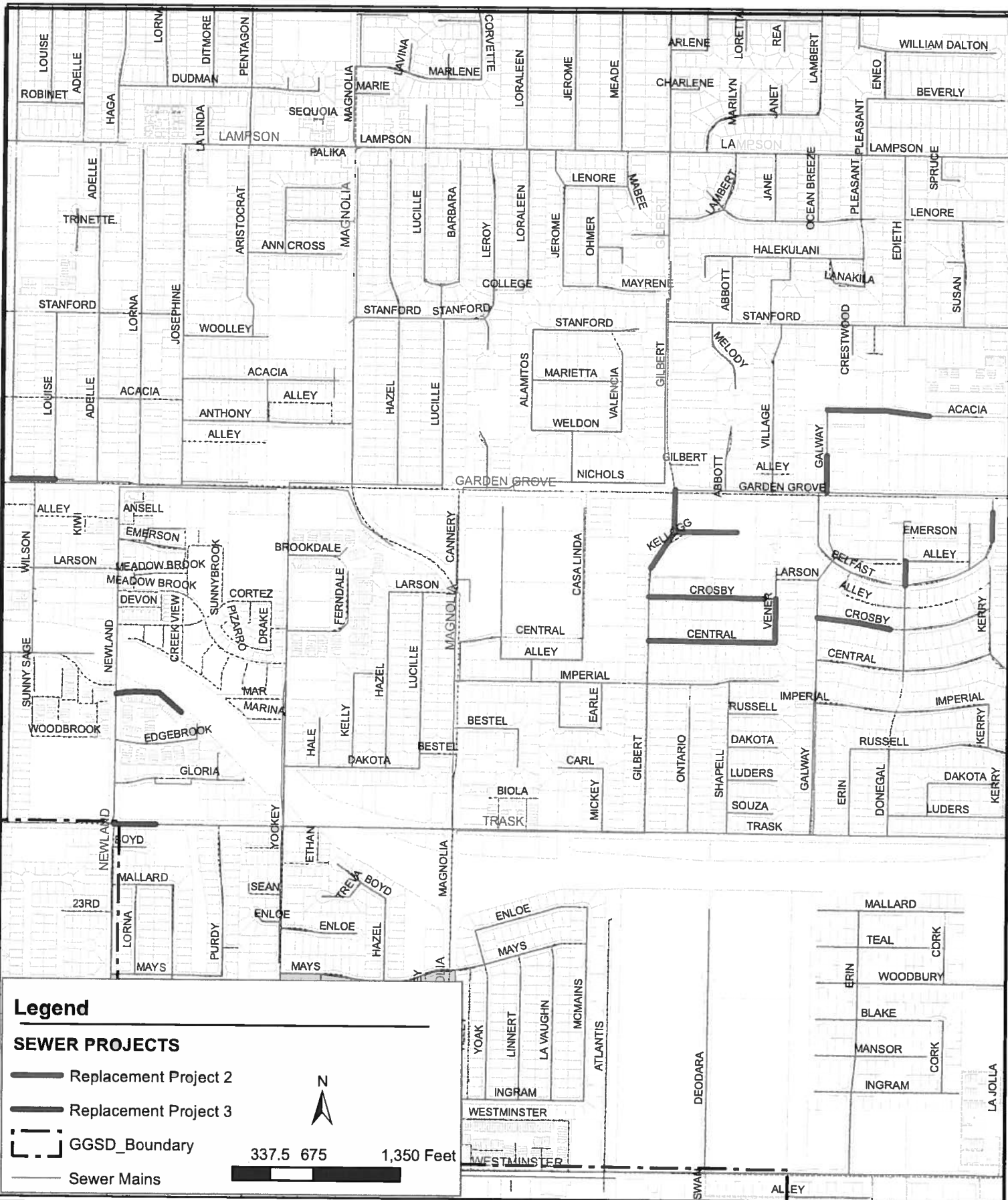
- Anaheim continues to resist updating 1986 Shared Sewer Agreement. The main stumbling block is that they do not want to lower the current d/D ratio of 0.75.

City of Santa Ana

- Santa Ana has agreed to include GGSD's portion of Westminster Sewer upgrade in their design and construction. Santa Ana City Council and GGSD Board have approved the reimbursement agreement between the City of Santa Ana and GGSD for this project.
- Santa Ana and GGSD staff agreed on the areas and contents of the shared sewer agreement. The final draft has been reviewed by attorneys. Santa Ana City Council approved the shared sewer agreement in August 2017. GGSD Board approved the agreement in October 2017.




City of Orange

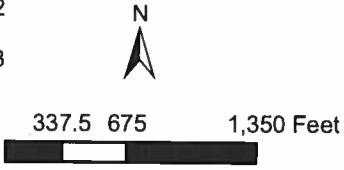
- Water Services has initiated the conversation with City of Orange to draft a share sewer agreement. We have researched with the City Clerk to see if there is any existing share sewer agreement. The City Clerk did not find any.



Legend

SEWER PROJECTS

-  Replacement Project 2
-  Replacement Project 3
-  GGSD_Boundary
-  Sewer Mains

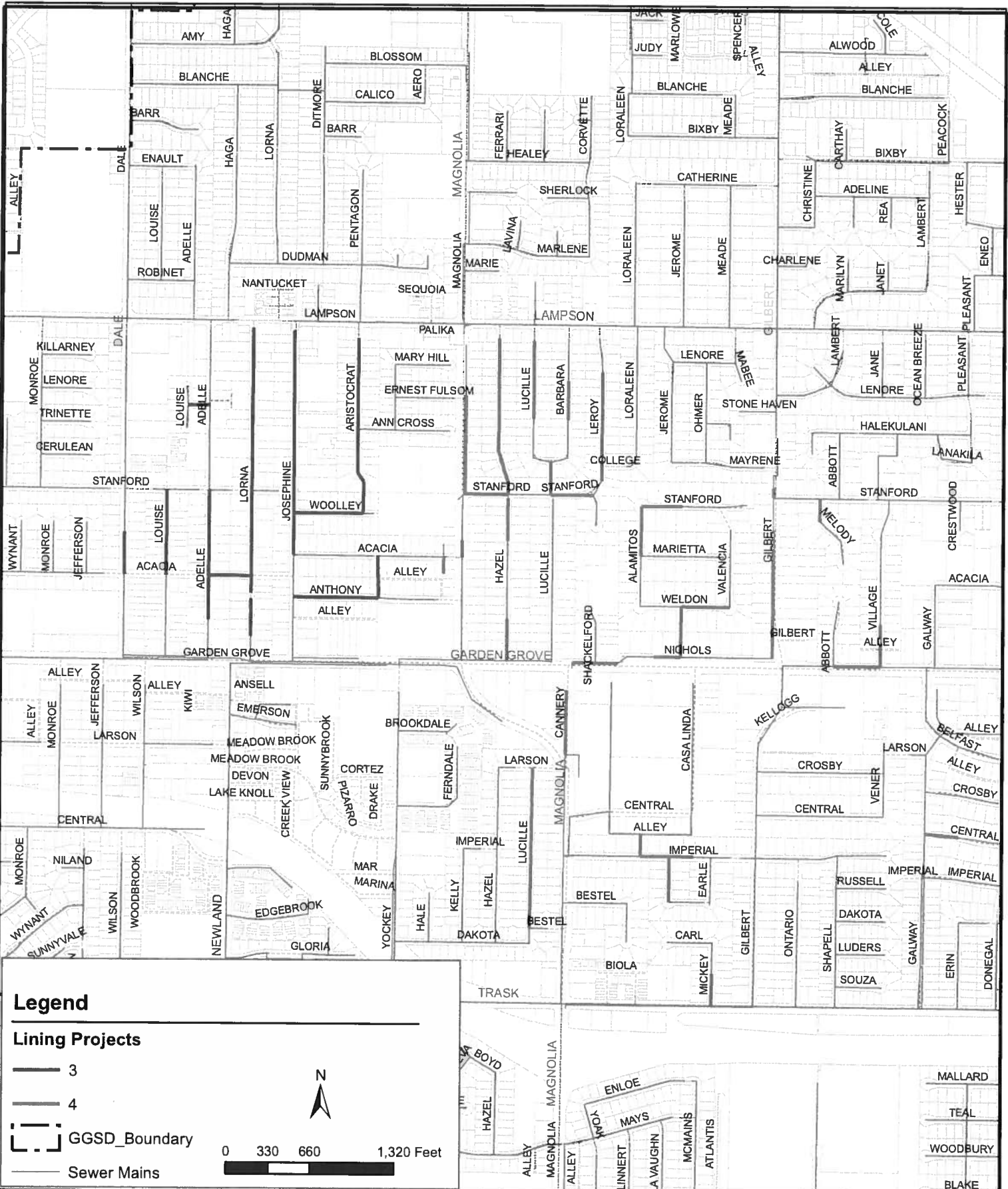


City of Garden Grove
Department of Public Works

DRAWN BY:
R.L.





CHECKED BY:
R.L.


**EXHIBIT A: LOCATION MAP
SSRP- PHASE I
SEWER REPLACEMENT PROJECT 2&3**



Legend

Lining Projects

-  3
-  4
-  GGSD_Boundary
-  Sewer Mains

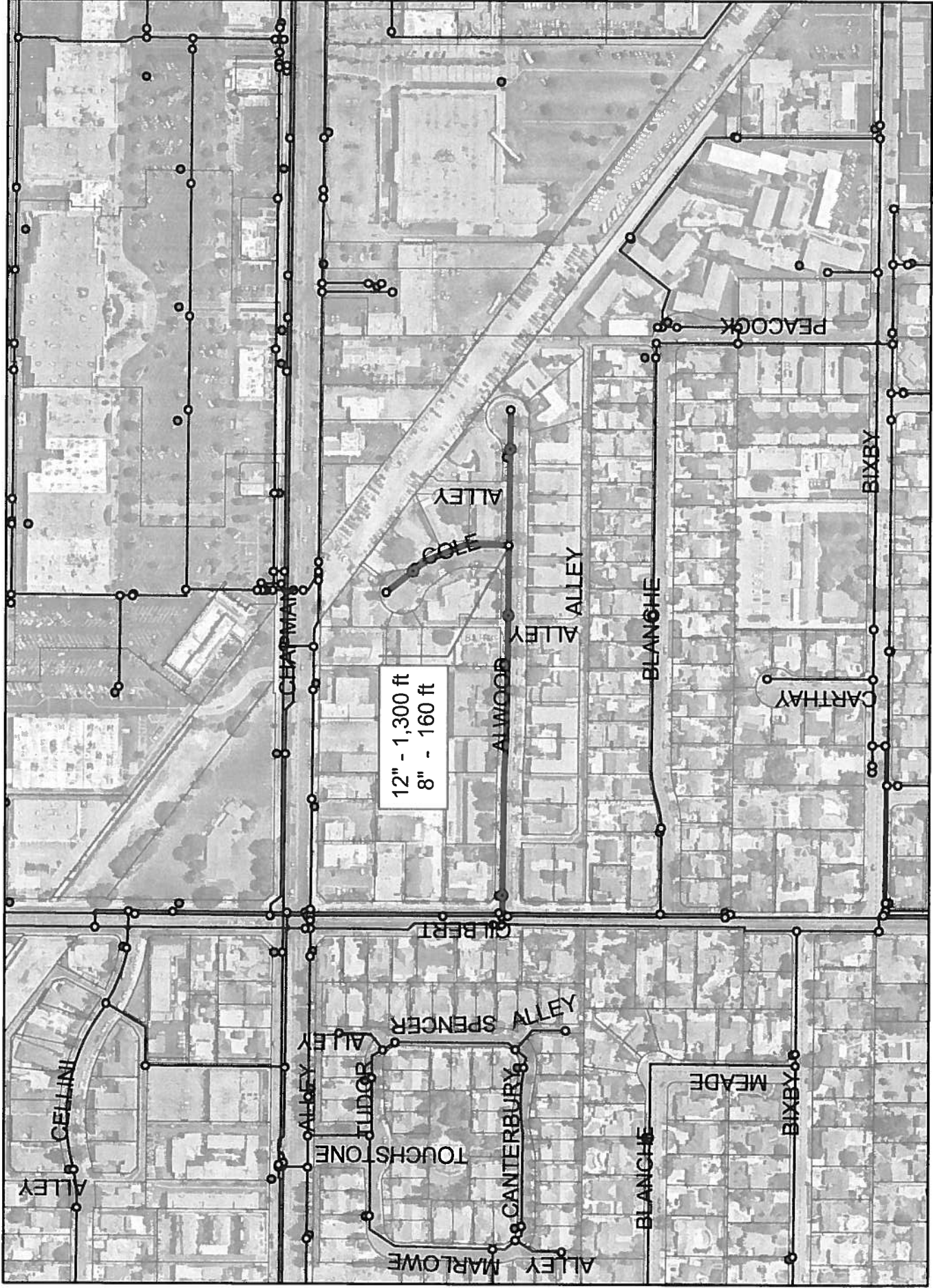


City of Garden Grove
Department of Public Works

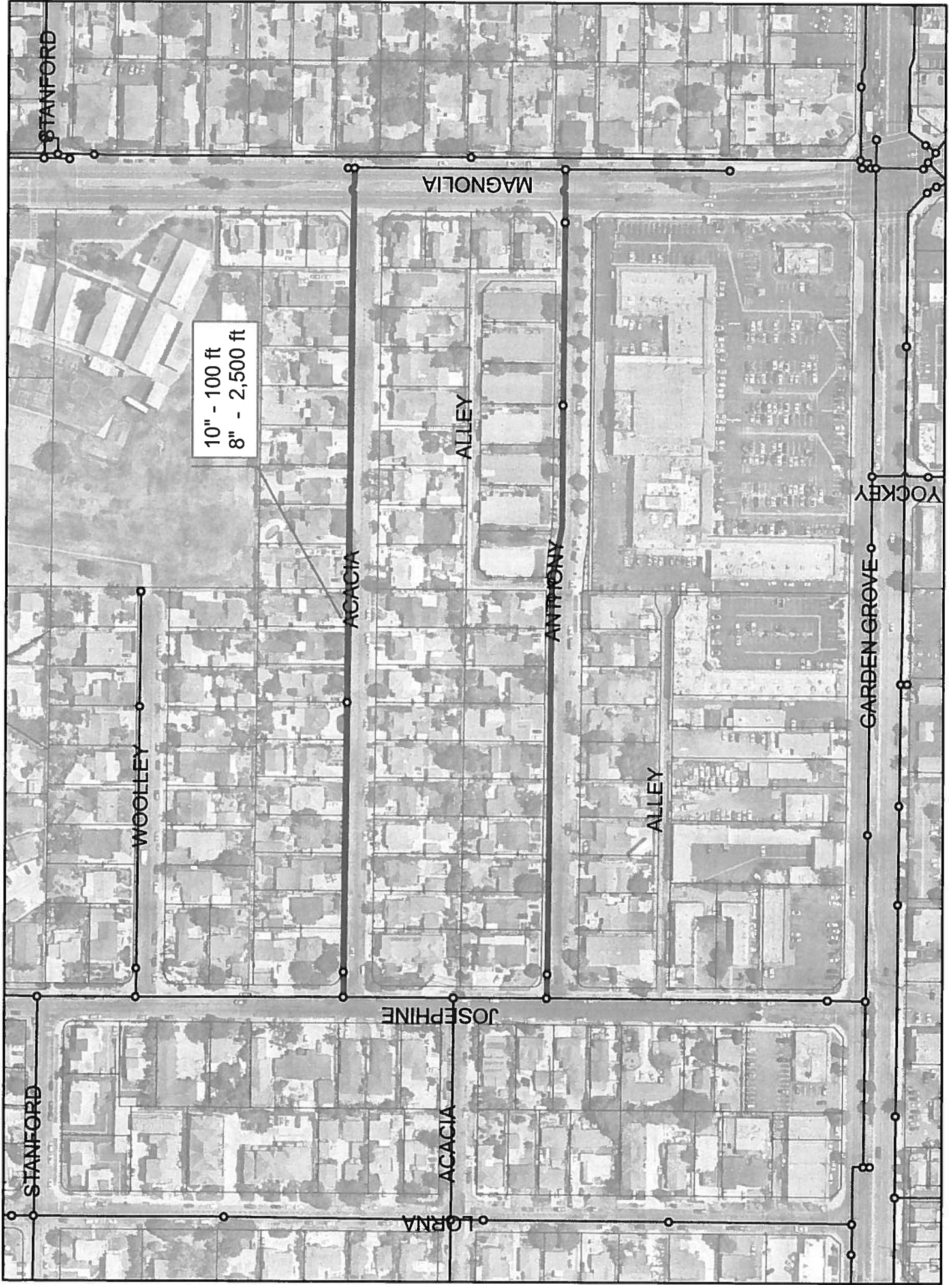
DRAWN BY:
R.L.

CHECKED BY:
R.L.

**EXHIBIT A: LOCATION MAP
SSRP- PHASE I
SEWER LINING PROJECTS 3&4**



In-House Design - FF02_ Alwood and Cole





Small Diameter Upsize: Orangewood Dr and Dale St Water Replacement Project



PRESS RELEASE

Statement from the OC Health Care Agency on the Centers for Disease Control and Prevention's Masking Recommendation

(Santa Ana, CA) — On May 13, 2021, the Centers for Disease Control and Prevention (CDC) updated its recommendation for fully vaccinated people and announced that they "...no longer need to wear a mask or physically distance in any setting, except where required by federal, state, local, tribal, or territorial laws, rules, and regulations, including local businesses and workplace guidance." To read the CDC's update in its entirety, please visit <https://www.cdc.gov/coronavirus/2019-ncov/vaccines/fully-vaccinated-guidance.html>.

To provide clarity for our community, the OC Health Care Agency (HCA) is following the California Department of Public Health's (CDPH) requirements and no changes to the State Health Officer's masking Order have been made. Per CDPH:

- **In indoor settings outside of one's home, including public transportation, face coverings continue to be required regardless of vaccination status.**
- **For fully vaccinated persons**, face coverings are not required outdoors except when attending crowded outdoor events, such as live performances, parades, fairs, festivals, sports events, or other similar settings.
- **For unvaccinated persons**, face coverings are required outdoors any time physical distancing cannot be maintained, including when attending crowded outdoor events, such as live performances, parades, fairs, festivals, sports events, or other similar settings.
- For additional details, please visit <https://www.cdph.ca.gov/Programs/CID/DCDC/Pages/COVID-19/guidance-for-face-coverings.aspx>

Additionally, no changes to the California Division of Occupational Safety and Health's (Cal/OSHA) workplace practices have been finalized by the State. Cal/OSHA's mission is to protect public health and safety through research and regulation related to hazards on the job in California workplaces.

Last week, Governor Gavin Newsom announced the State's mask mandate will end on June 15. When the State updates their guidance, the County Health Officer will amend his existing Health Officer's Order.

The County of Orange continues to make incredible progress in our fight against COVID-19 and reminds our neighbors that the best strategy to move past masking and toward our new normal is to get fully vaccinated. To help protect each other and prevent the spread of this virus and its variants, please call the OC COVID-19 Hotline at [714-834-2000](tel:714-834-2000) and learn how you can schedule an appointment or walk-in to a vaccination location today. Extended hours are available at select sites.

For more information, please visit www.COVIDVaccineFacts.com

###



Contact: Claude Parrish
(714) 834-2734

Contact: Shari Freidenrich
(714) 834-7625
treasurer@ttc.ocgov.com

For Immediate Release
May 17, 2021

Unsecured Property Low Value Exemption Increased to \$7,500 for Business Property, Boats and Aircraft

SANTA ANA, Calif. – The unsecured property low value exemption for business equipment, boats and aircraft has been increased to \$7,500 following a vote by the Board of Supervisors. In addition, liens will no longer be recorded if the outstanding delinquent tax base amount is less than \$75. The secured property low value exemption will remain at \$3,000.

These two changes for unsecured property taxes came into effect on January 1, 2021.

“This change will benefit almost 30,000 existing business owners and taxpayers as they will no longer be charged unsecured property taxes for these low value properties,” Treasurer Freidenrich said. “With the cost to produce a tax bill higher than the revenue received, this is a win-win for the County and taxpayers.”

The last time the County increased the unsecured property low value exemption was 2015, when it went from \$1,350 to \$3,000 (\$30 in tax). The average cost of producing an unsecured property tax bill is \$96.70, while the average cost for secured property tax bill is approximately \$31.44.

“I am delighted that the Board of Supervisors voted to approve our recommended change in the unsecured property low value exemption amount,” said Orange County Assessor Claude Parrish. “It will give taxpayers and businesses much needed flexibility in managing their low value properties.”

The 2020 unsecured annual property tax roll, with the reduction in the assessed value for business properties with value between \$3,000 and \$7,500, is only 0.65 percent of the FY 2020-2021 unsecured property tax roll value. The reduction in overall property tax revenue is \$1.56 million. The cost of performing the unsecured property assessment and tax collection on these properties is estimated at \$2.85 million, resulting in a savings of \$1.29 million.

For questions related to assessed values and exemptions, contact Assessor Claude Parrish at (714) 834-2734 or call the Taxpayer’s Advocate, Maria Melchor, at 714-568-5737 between 9 a.m. to 5 p.m. PST.

For questions on property tax bills and tax bill payments, please email ttcinfo@ttc.ocgov.com, or call Taxpayer Services at (714) 834- 3411 between 9 a.m. to 5 p.m. PST.



[ocgov.com/
octaxbill](http://ocgov.com/octaxbill)

###

Mission: Ensure safe and timely receipt, deposit, collection and investment of public funds.



COUNTY OF ORANGE

P R E S S R E L E A S E

WWW.OCGOV.COM

FOR IMMEDIATE RELEASE

Contact: CEO Communications
CEOCOM@ocgov.com

Orange County Progresses from Orange Tier to Yellow on May 19, 2021

Santa Ana, Calif. (May 18, 2021) – Today, the California Department of Public Health (CDPH) announced that effective May 19, 2021, Orange County (OC) will move into the Yellow Tier of the [State's Blueprint for a Safer Economy](#). This means that most businesses in OC will be allowed to increase their operational capacity.

To view the status of a business or activity of interest under the Yellow Tier, please visit the State's website at <https://covid19.ca.gov/safer-economy>.

As an additional resource, residents and business owners may view the State's Activity and Business Tiers website at https://www.cdph.ca.gov/Programs/CID/DCDC/CDPH%20Document%20Library/COVID-19/Dimmer-Framework-September_2020.pdf for a detailed chart of the activities and businesses that are permitted under each Tier.

Orange County COVID-19 Vaccine Sites

On December 31, 2020, the County of Orange and Orange County Fire Services established an Incident Management Team to coordinate vaccine distribution.

The OC Health Care Agency (HCA), cities, businesses, nonprofits, community clinics, and numerous volunteers have collaborated to operate numerous HCA point-of-dispensing (POD) sites around Orange County, which has resulted in the administration of approximately 1,154,311 doses of COVID-19 vaccine as of May 17, 2021.

The County continues to encourage its residents and workers to get vaccinated to slow the spread of COVID-19 and keep our communities safe and healthy.

To find a HCA POD site to receive a COVID-19 vaccine, by appointment or on a walk-in basis, please call the OC COVID-19 Hotline at (714) 834-2000 or log in to the www.Othena.com website or app. Transportation to vaccine sites is also available and can also be requested through the Hotline. Some sites also offer extended hours.

Additional information and resources:

To receive no-cost COVID-19 testing in-person or at home:

- www.ochealthinfo.com/COVIDTest

To view the latest COVID-19 case count information as reported to the HCA:

- <https://occovid19.ochealthinfo.com/coronavirus-in-oc>

To view the "Vaccines Administered in OC" dashboard:

- <https://occovid19.ochealthinfo.com/vaccines-administered-oc>

For the latest COVID-19 information:

- www.ochealthinfo.com/novelcoronavirus
- Follow the HCA on Facebook ([@ochealthinfo](https://www.facebook.com/ochealthinfo)) and Twitter ([@ochealth](https://twitter.com/ochealth))

###



COUNTY OF ORANGE

P R E S S R E L E A S E

WWW.OCGOV.COM

FOR IMMEDIATE RELEASE

Contact: CEO Communications
CEOCOM@ocgov.com

County Releases FY 2021-22 Recommended Budget

Santa Ana, Calif. (May 19, 2020) – The County of Orange’s Fiscal Year (FY) 2021-22 Recommended Budget has been released for review by the Board of Supervisors and the public. It is available online at <http://www.ocgov.com/gov/ceo/deputy/finance/budget>.

Some key budget items include:

- Consistent with long-term strategic priorities and the Strategic Financial Plan, the budget is balanced.
- The base budget includes 0% growth in Net County Cost for General Fund departments.
- The total County base budget is \$7.7 billion, of which \$4.1 billion is the General Fund budget.

In FY 2020-21, the County efficiently leveraged the Coronavirus Aid, Relief, and Economic Security (CARES) Act funds, which funded a myriad of services to the community including: free regional COVID testing sites; medical and protective supplies and equipment; meals and shelter for vulnerable populations; allocations to cities, hospitals and clinics; and grants to local small businesses and non-profits.

Additional federal funding is now available through the American Rescue Plan Act (ARPA). Included in the bill is a \$130.2 billion allocation for the Local Fiscal Recovery Fund to mitigate the effects stemming from COVID-19. Given the wide range of mitigation efforts, the funding eligibility runs from March 3, 2021 through December 31, 2024. Of the \$130.2 billion local government allocation, the County of Orange is scheduled to receive \$308 million in FY 2020-21 and \$308 million in FY 2021-22.

The County Executive Office looks forward to presenting the FY 2021-22 Recommended Budget to the Board of Supervisors during the Public Budget Hearings scheduled for June 8, 2021. The Board of Supervisors is scheduled to adopt the FY 2020-21 Annual Budget at their June 22, 2021 meeting.

“The Board of Supervisors and the County of Orange continue to respond to the COVID-19 pandemic and are grateful for the federal and state resources. We’ve responded effectively and proactively to our citizen’s needs and we did so with a balanced budget,” said County Executive Officer Frank Kim.

The FY 2021- 22 Recommended Budget, Budget Augmentation Requests, Key Budget Message and Department Contact List can be found online at <http://www.ocgov.com/gov/ceo/deputy/finance/budget>.

The County also invites members of the public to explore additional budgetary and financial information online through the OpenOC data tool, the Strategic Financial Plan and quarterly budget reports. These helpful resources can be found at: <http://ocgov.com/about/openoc/>.

##



Orange County Fire Authority

NEWS RELEASE

FIRE CHIEF BRIAN FENNESSY

FOR IMMEDIATE RELEASE

Contact: Captain Greg Barta
714.357.7782

CALIFORNIA FIREFIGHTING AGENCIES, SOUTHERN CALIFORNIA EDISON TEAM UP TO PROVIDE STATE-OF-THE-ART FIREFIGHTING AIRCRAFT

Utility contributes nearly \$18 million for air assets to protect Californians from dangerous wildfires

Los Alamitos, CA – May 13, 2021 — With funding from Southern California Edison (SCE), local firefighting agencies now have additional state-of-the-art aircraft to combat wildfires.

Firefighting agencies, including the Los Angeles County Fire Department, Orange County Fire Authority (OCFA) and Ventura County Fire Department in partnership with SCE, are expanding their capabilities to combat California's wildfire threat.

As outlined in its 2021 Wildfire Mitigation Plan Update, SCE is contributing nearly \$18 million to lease three helicopters. This includes two Coulson-Unical CH-47 helitankers, the world's largest fire-suppression helicopters, and a Sikorski-61 helitanker. All three aircraft have unique water and fire-retardant-dropping capabilities and can fly day and night. In addition, a Sikorski-76 command and control helicopter along with ground-based equipment to support rapid retardant refills and drops will be available to assist with wildfires.

Pending approvals from the appropriate boards of supervisors, the three firefighting agencies will take the lead in the daily operation, dispatch and management of the aircraft across SCE's 50,000-square-mile service area.

"Following the historic 2020 fire season, it is an honor to work with our frontline fire agency partners to help save and protect lives," said Kevin Payne, SCE president and CEO. "SCE remains committed to reducing the risk of wildfires and supporting the readiness and response efforts of our fire agencies."

SCE and the OCFA united in 2019 and again last year in a similar partnership, which made a significant difference as the firefighting agency fought several large wildfires throughout the region. Last December alone, a very large Coulson helitanker, funded by SCE, made 101 water drops totaling 223,438 gallons of water.

"After a dry winter, Southern California once again faces a serious wildfire risk," said Ventura County Fire Chief Mark Lorenzen. "This regional partnership is adding helicopters and ground-based support equipment that will enhance our ability to respond to any fires that occur across a six-county area."

“We appreciate every opportunity and partnership available that allows us to bolster our air operations fleet, so we may provide even more protection for the communities in our care, especially for those residents living in wildfire-prone areas,” said Los Angeles County Fire Chief Daryl L. Osby. “With the impending approval of the Los Angeles County Board of Supervisors, we look forward to collaborating in this unified effort with our partner agencies to combat wildfires.”

“These three helitankers will be game changers and force multipliers in protecting people and property when a wildfire breaks out,” said Fire Chief Brian Fennessy of the Orange County Fire Authority. “We can’t thank Southern California Edison enough for providing even more critical aerial support than in past years for the height of fire season.”

This partnership is one element of SCE’s comprehensive approach to addressing the wildfire threat. Its wildfire mitigation efforts also include installation of insulated power lines and weather stations, as well as a broad-based vegetation management program.

From June 15 until the end of the year, the helitankers and command and control helicopter will be strategically stationed across SCE’s service area and made available to various jurisdictions through existing partnerships and coordination agreements between the agencies.

Additionally, the media will have an opportunity in June to view the Coulson-Unical CH-47 helitankers.

About Southern California Edison

An Edison International (NYSE: EIX) company, Southern California Edison is one of the nation’s largest electric utilities, serving a population of approximately 15 million via 5 million customer accounts in a 50,000-square-mile service area within Central, Coastal and Southern California.

About Orange County Fire Authority

The Orange County Fire Authority is a regional fire-rescue service agency that serves nearly 2 million residents in 23 cities and the unincorporated area of the county. The member jurisdictions include Aliso Viejo, Buena Park, Cypress, Dana Point, Garden Grove, Irvine, La Palma, Laguna Hills, Laguna Niguel, Laguna Woods, Lake Forest, Los Alamitos, Mission Viejo, Rancho Santa Margarita, San Clemente, Santa Ana, Stanton, San Juan Capistrano, Seal Beach, Tustin, Villa Park, Westminster, Yorba Linda and the County of Orange.

About Ventura County Fire Department

Composed of approximately 600 dedicated men and women, the Ventura County Fire Department is an all-hazard, full-service agency. We proudly provide fire protection, medical aid, rescue, hazardous materials response and a variety of other services to the public. We serve more than 480,000 people in Ventura County. Our response area covers 848 square miles and includes all unincorporated areas and the following cities: Ojai, Port Hueneme, Moorpark, Camarillo, Santa Paula, Simi Valley and Thousand Oaks.

About Los Angeles County Fire Department

The Los Angeles County Fire Department (Fire Department) is responsible for protecting the lives and property of 4.1 million residents living in 1.25 million housing units in 59 cities and all unincorporated areas of Los Angeles County (County), along with the City of La Habra located in Orange County. The Fire Department’s service area includes suburban neighborhoods, city centers, commercial districts, sandy beaches, mountain ranges and more. There are 4,700 personnel working within the





Orange County Fire Authority NEWS RELEASE

Fire Department's emergency and business operations bureaus, including firefighters, dispatchers, lifeguards, nurses and administrative support.



May 14, 2021

AFFILIATED AGENCIES

Orange County
Transit District

Local Transportation
Authority

Service Authority for
Freeway Emergencies

Consolidated Transportation
Service Agency

Congestion Management
Agency

Public Hearing Notice

Dear Orange County Mayors, City Managers, City Clerks, Public Works Directors, and Colleges and Universities:

The Orange County Transportation Authority Board of Directors will conduct a Public Hearing concerning the **Orange County Transportation Authority's Proposed Fiscal Year 2021-22 Budget** as follows:

Monday, June 14, 2021 at 9:00 a.m.

Orange County Transportation Authority Headquarters
550 S. Main St, Orange, CA 92863

Meeting to be held virtually

Meeting will be streamed live at:

<http://www.octa.net/About-OCTA/Who-We-Are/Board-of-Directors/Live-and-Archived-Audio/>

Due to Coronavirus (COVID-19) meeting restrictions, all public comments must be submitted in writing to the Board of Directors by 4:00 p.m. on June 11, 2021. Please submit to:

Orange County Transportation Authority
Clerk of the Board
550 South Main Street
P.O. Box 14184
Orange, CA 92863-1584

or

boardofdirectors@octa.net

Please contact the Clerk of the Board with any questions regarding this hearing at boardofdirectors@octa.net or 714.560.5676.

Sincerely,

A handwritten signature in black ink that reads "Andrea West". The signature is written in a cursive, flowing style.

Andrea West
Interim Clerk of the Board



Memorandum

DATE: May 17, 2021
TO: Member Agencies – MWDOC Divisions Two & Three
FROM: Larry Dick, Director – Division Two
Bob McVicker, Director – Division Three
SUBJECT: Monthly Water Usage Data, Tier 2 Projection & Water Supply Information

The attached figures show the recent trend of water consumption in Orange County (OC), an estimate of Imported Water Sales for MWDOC, and selected water supply information.

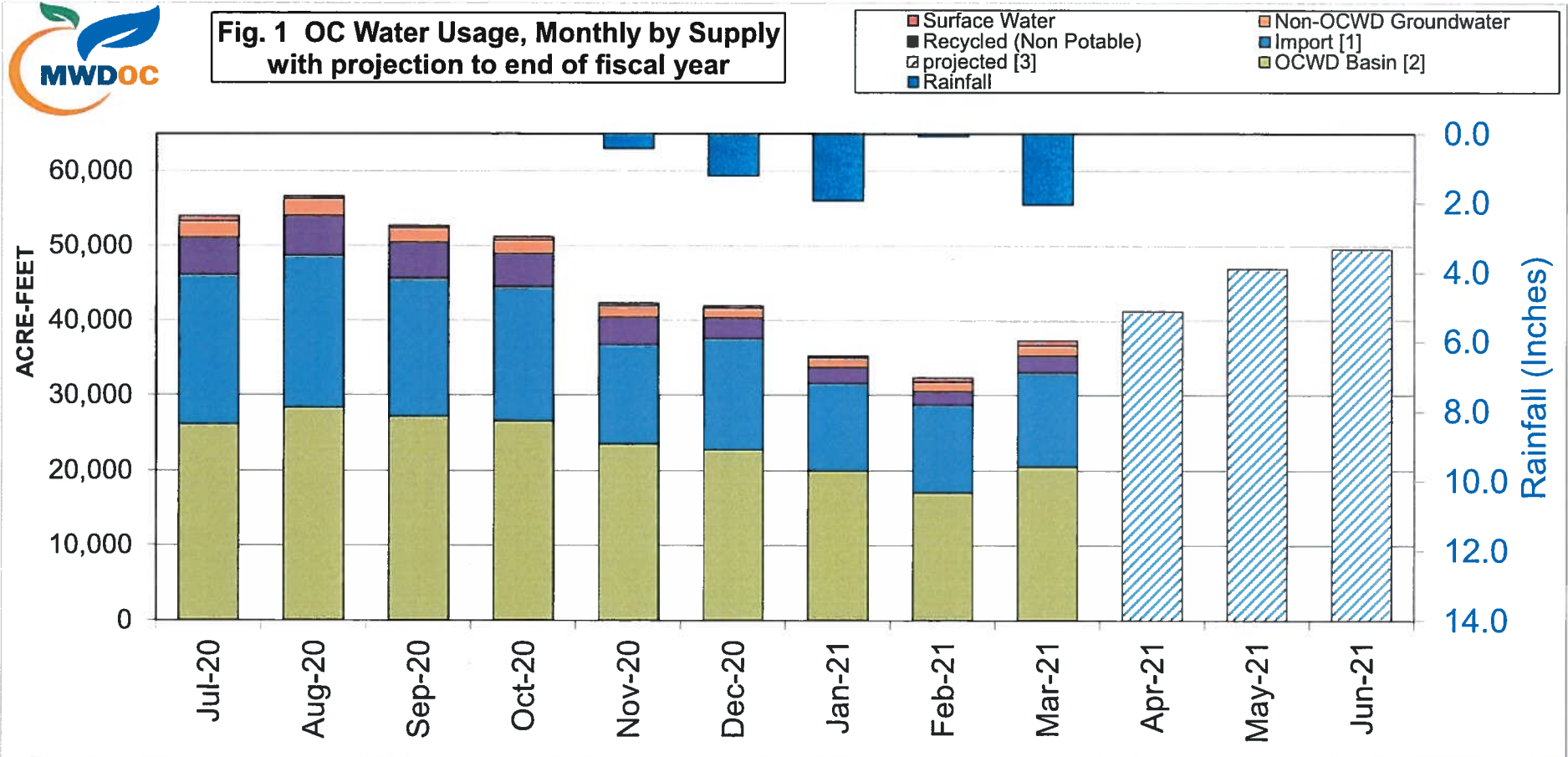
- OC Water Usage, Monthly by Supply **OCWD Groundwater was the main supply in March.**
- Estimated OC Water Usage, Monthly, Comparison to Previous Years Water usage in **March 2020 was above average compared to the last 5 years.** We are projecting a slight Increase in overall water usage compared to FY 2019-20. It has been 48 months since all mandatory water restrictions were lifted by the California State Water Resources Control Board.
- Historical OC Water Consumption Orange County M & I water consumption is **projected** to be **541,000 AF in FY 2020-21** (this includes ~15 TAF of agricultural usage and non-retail water agency usage). This is about **9,000 AF more than FY 2019-20** and is about **25,000 AF more than FY 2018-19**. Water usage per person is projected to be slightly higher in **FY 2020-21 for Orange County at 151 gallons per day** (This includes recycled water). Although OC population has increased 20% over the past two decades, water usage has not increased, on average. A long-term decrease in per-capita water usage is attributed mostly to Water Use Efficiency (water conservation) efforts. **O.C. Water Usage for the last five Fiscal Years is the lowest since the 1982-83 Fiscal Year** (FY 1982-83 was the third wettest year on record).

Water Supply Information Includes data on Rainfall in OC; the OCWD Basin overdraft; Northern California and Colorado River Basin hydrologic data; the State Water Project (SWP) Allocation, and regional storage volumes. The data have implications for the magnitude of supplies from the three watersheds that are the principal sources of water for OC. Note that a hydrologic year is Oct. 1st through Sept. 30th.

- Orange County's accumulated precipitation through **early May** was below average for this period. Water year to date rainfall in Orange County is **5.7 inches**, which is **46% of normal**.
- Northern California accumulated precipitation through **early May** was **50% of normal for this period**. Water Year 2020 was 63% of normal while water year 2019 was 137% of normal. The **Northern California snowpack was 66% as April 1st As of early May, 97.52%** of California is experiencing **moderate to exceptional drought conditions** while 100.00% of the state is experiencing abnormally dry conditions. The State Water Project Contractors Table A Allocation was lowered to 5% in March 2021.
- Colorado River Basin accumulated precipitation through **early May** was **74% of normal** for this period. The **Upper Colorado Basin snowpack was 74% of normal** as of April 13th. **Lake Mead and Lake Powell** combined have about **54% of their average storage volume** for this time of year and are at **36.7% of their total capacity**. If Lake Mead's **level falls below a "trigger" limit 1,075 ft. at the end of a calendar year**, then a shortage will be declared by the US Bureau of Reclamation (USBR), impacting Colorado River water deliveries to the Lower Basin states. As of early March, Lake Mead levels were **3.21' above the "trigger" limit**. The USBR predicts that there is **a 60% chance that the trigger level will be hit in 2022 and a 82% chance in 2023**.



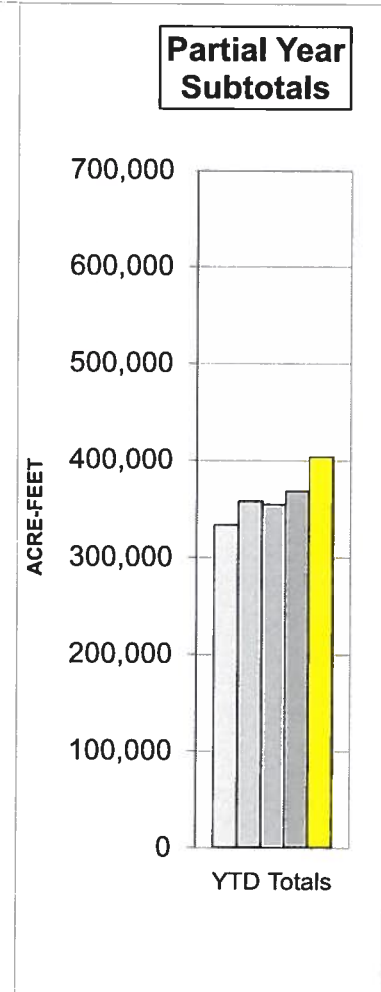
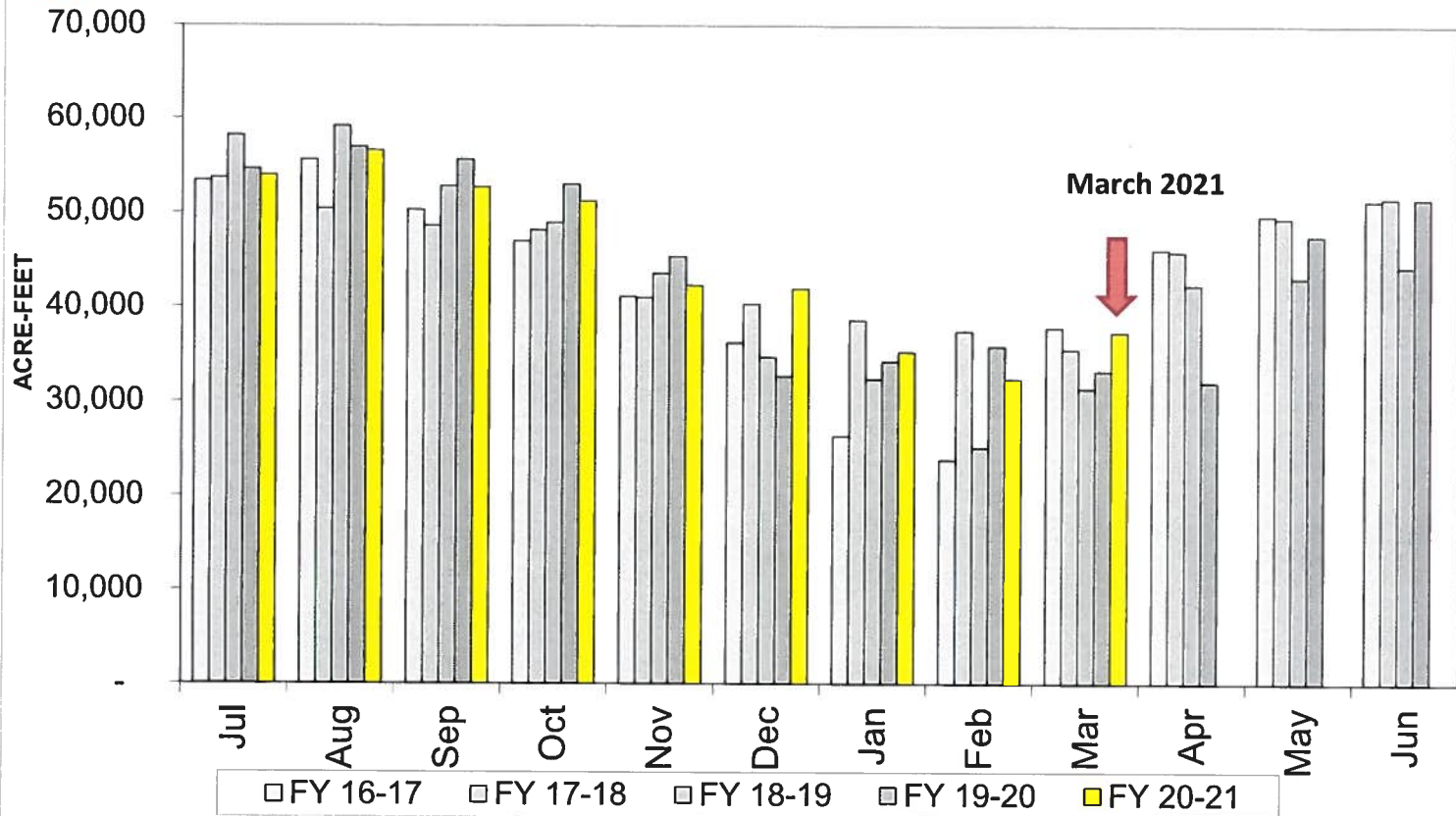
Fig. 1 OC Water Usage, Monthly by Supply with projection to end of fiscal year



- [1] Imported water for consumptive use. Includes "In-Lieu" deliveries and CUP water extraction. Excludes "Direct Replenishment" deliveries of spreading water and deliveries into Irvine Lake.
- [2] GW for consumptive use only. Excludes In-Lieu water deliveries and CUP water extraction that are counted with Import. BPP in FY '20-21 is 77%.
- [3] MWD OC's estimate of monthly demand is based on the projected 5 Year historical retail water demand and historical monthly demand patterns.
- [4] Total water usage includes IRWD groundwater agricultural use and usage by non-retail water agencies.

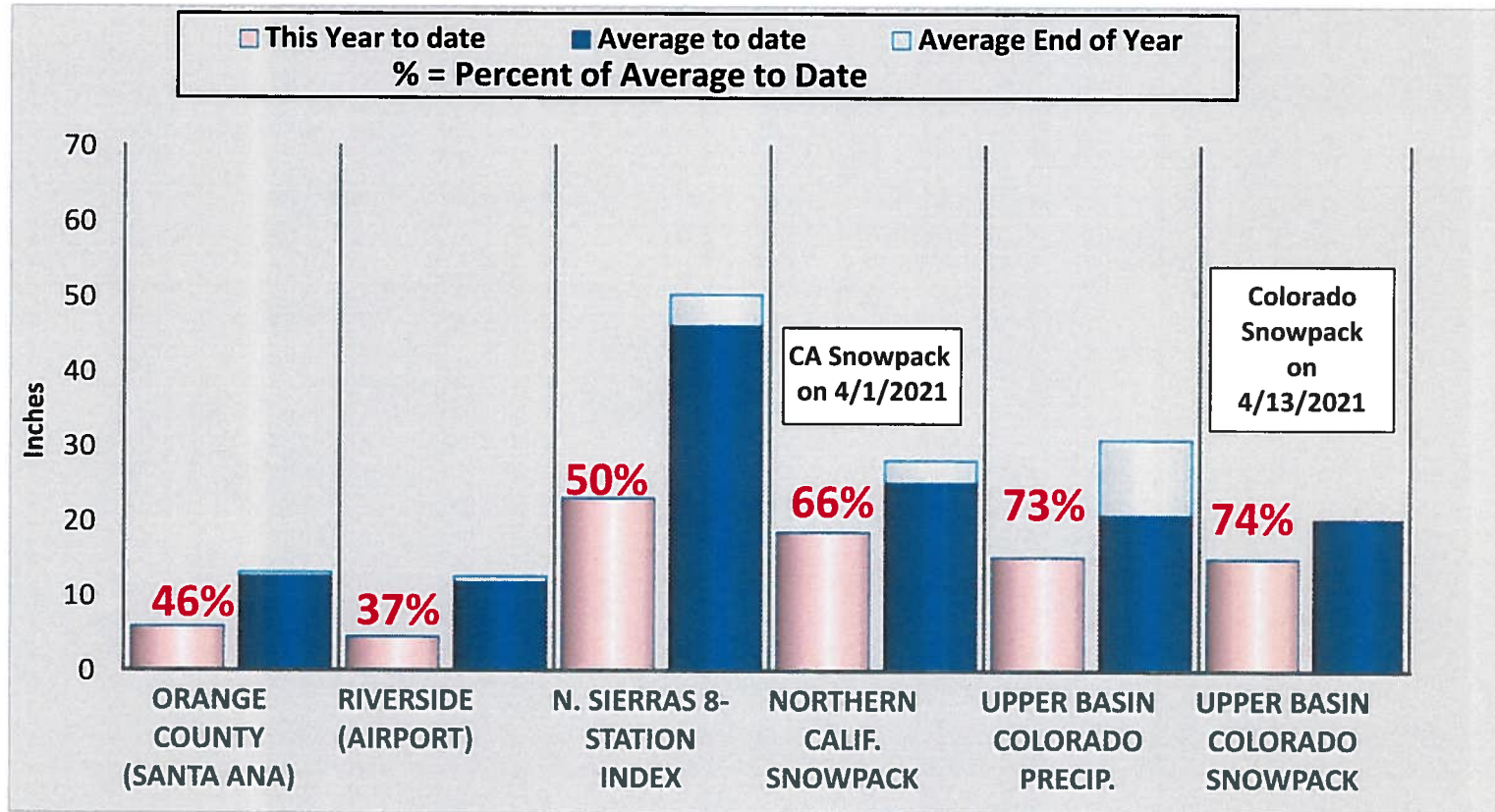


Fig. 2 OC Monthly Water Usage [1]: Comparison to Last 4 Fiscal Years



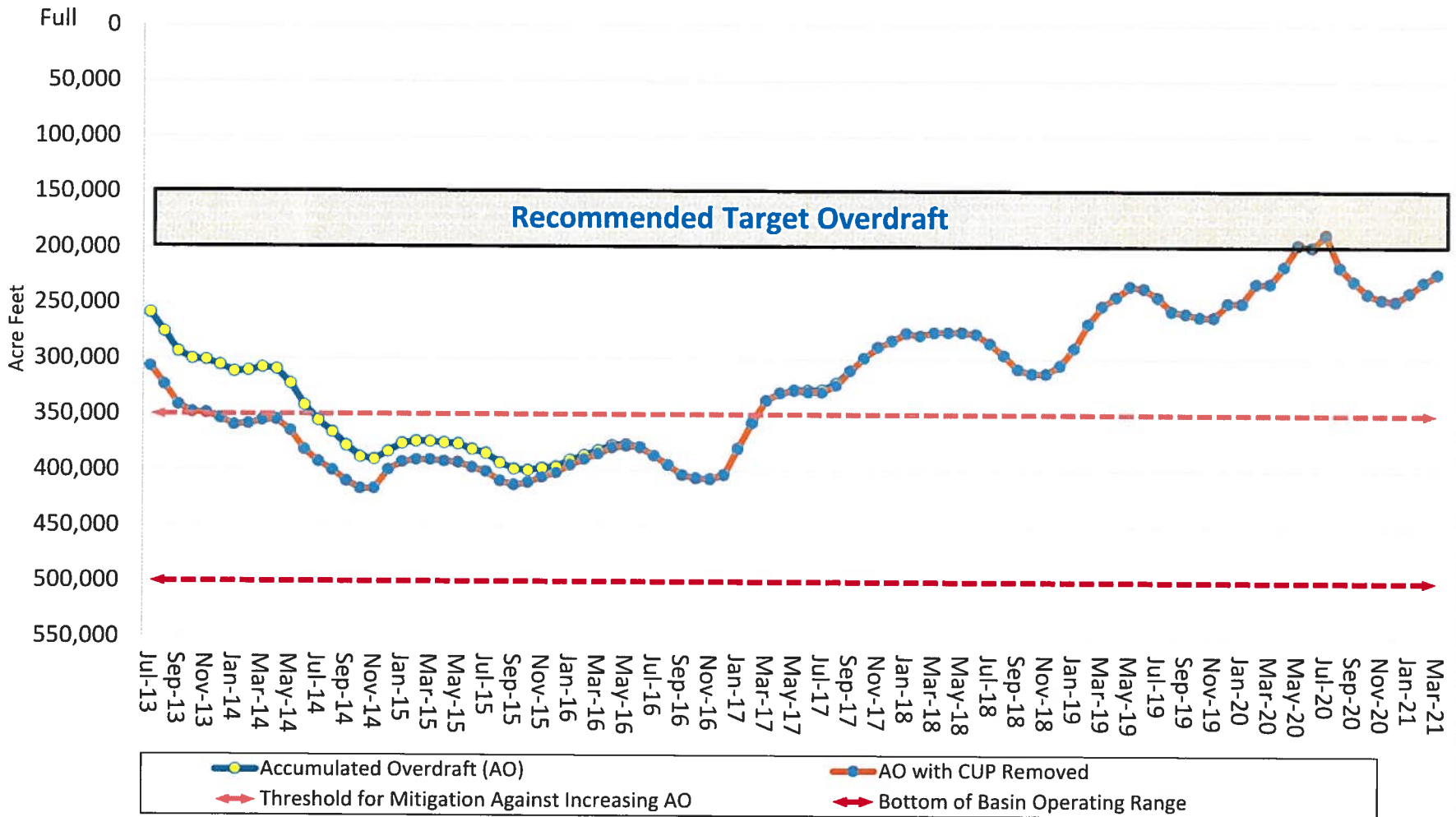
[1] Sum of Imported water for consumptive use (includes "In-Lieu" deliveries; excludes "Direct Replenishment" and "Barrier Replenishment") and Local water for consumptive use (includes recycled and non-potable water and excludes GWRS production) Recent months numbers include some estimation.

Accumulated Precipitation for the Oct.-Sep. water year, early May 2021



* The date of maximum snowpack accumulation (April 1st in Northern Calif., April 15th in the Upper Colorado Basin) is used for year to year comparison.

Accumulated Overdraft of the OCWD Groundwater Basin as of March 2021

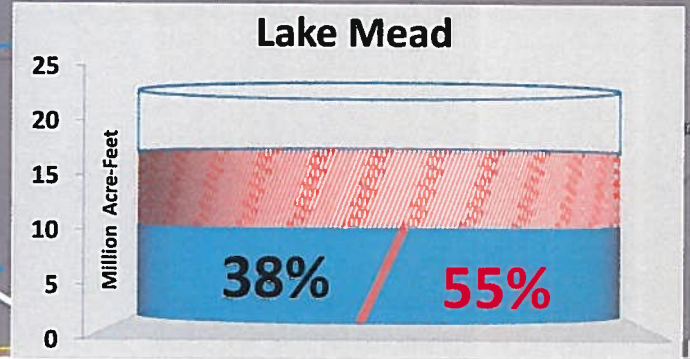
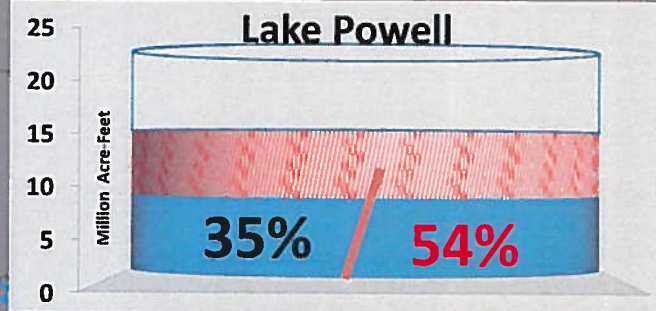

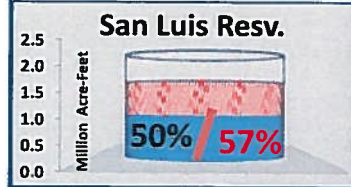
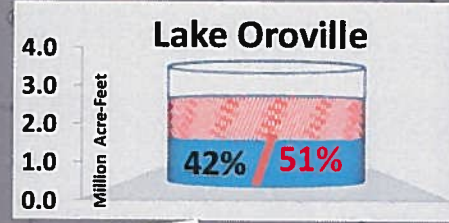
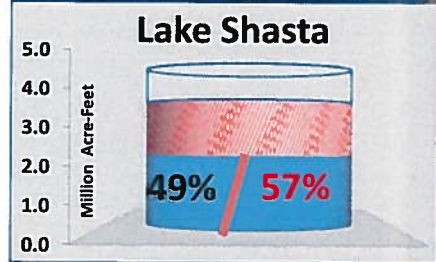


	Jul-19	Aug-19	Sep-19	Oct-19	Nov-19	Dec-19	Jan-20	Feb-20	Mar-20	Apr-20	May-20	Jun-20
AO (AF)	244,057	256,239	258,445	261,464	261,645	248,909	249,051	231,354	231,354	216,098	196,677	198,754
AO w/CUP removed (AF)	244,057	256,239	258,446	261,464	261,645	248,909	249,051	231,354	231,354	216,098	196,677	198,754
	Jul-20	Aug-20	Sep-20	Oct-20	Nov-20	Dec-20	Jan-21	Feb-21	Mar-21	Apr-21	May-21	Jun-21
AO (AF)	187,392	216,548	229,124	240,414	245,441	246,998	239,329	229,738	222,470			
AO w/CUP removed (AF)	187,392	216,548	229,124	240,414	245,441	246,998	239,329	229,738	222,470			

* Source ~ OCWD Monthly Board of Directors Packet, Water Resources Summary



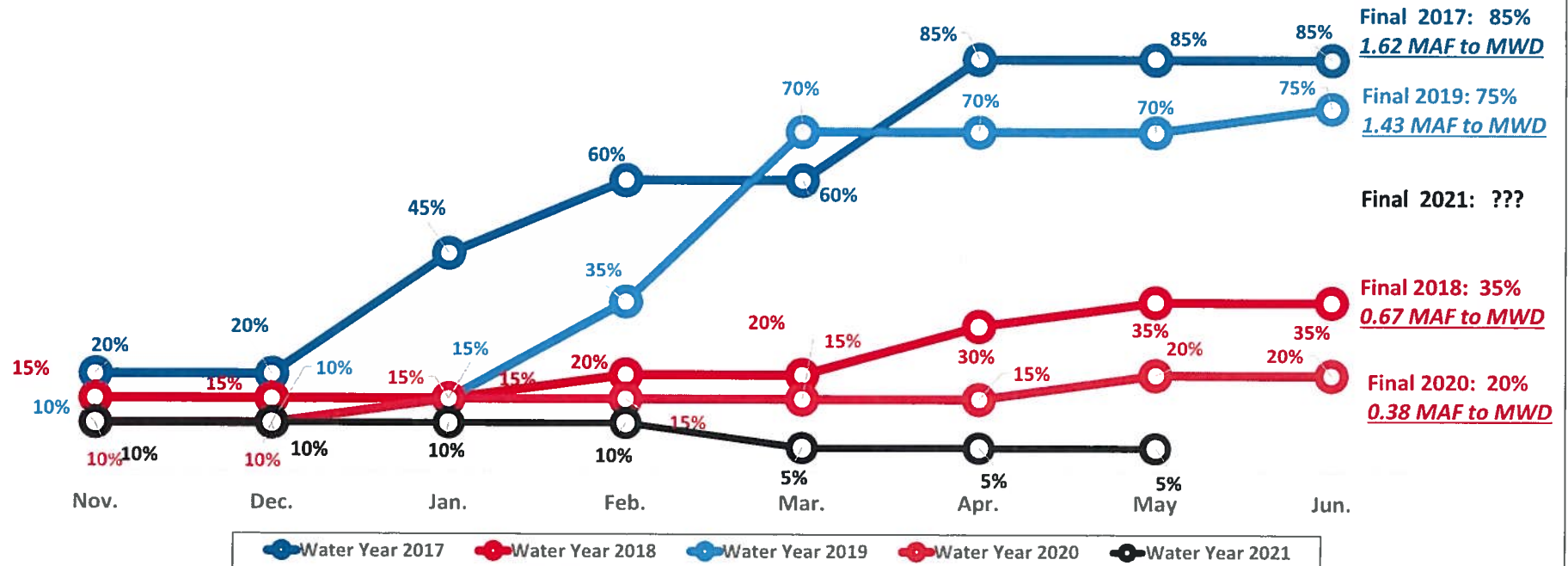
State Water Project, Colorado River, and MWD Reservoir Storage
as of May 3, 2021



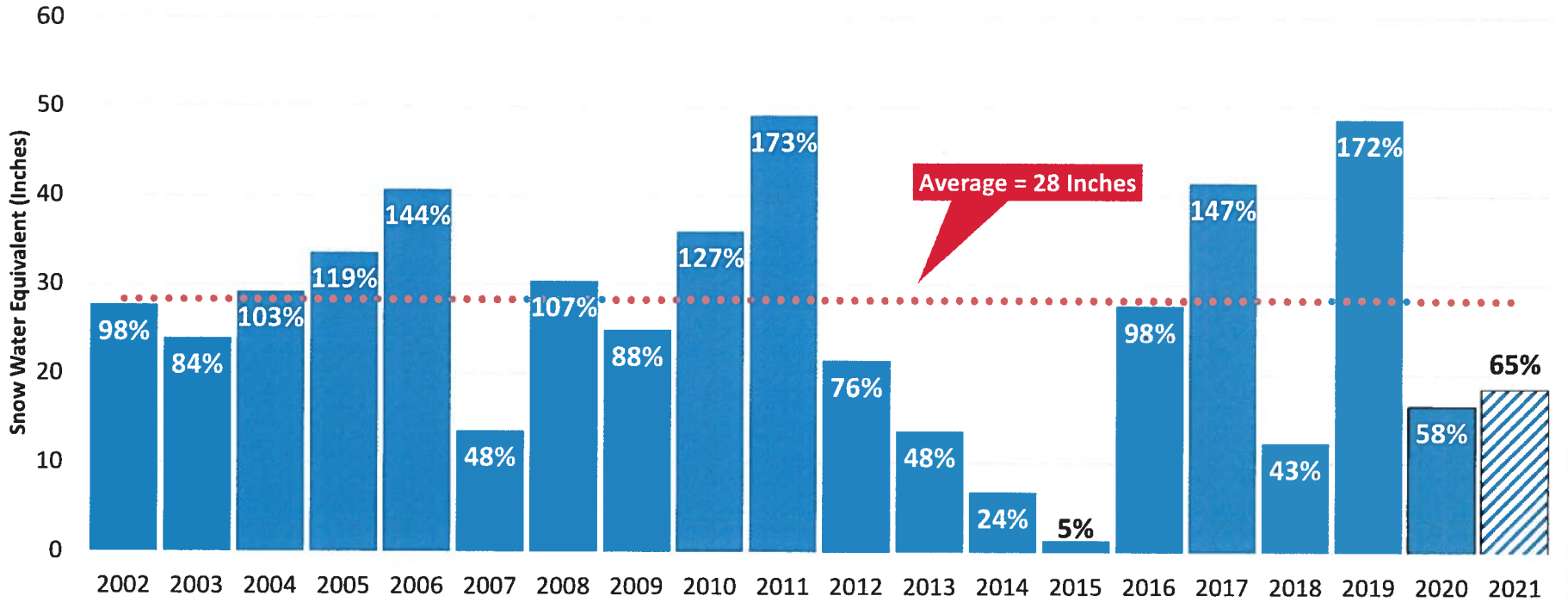
prepared by the Municipal Water District of Orange County
*Numbers are Subject to Change

SWP TABLE A ALLOCATION

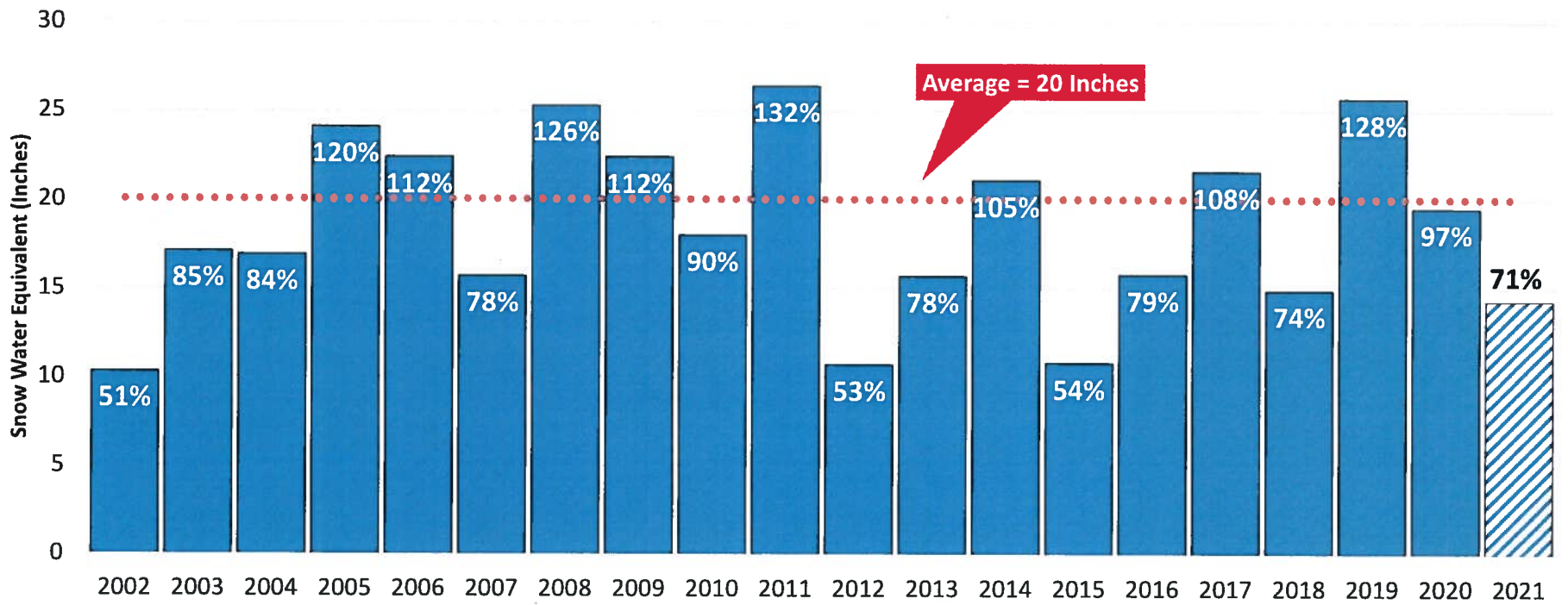
FOR STATE WATER PROJECT CONTRACTORS



Historical Northern California April 1st Peak Snow Water Equivalent

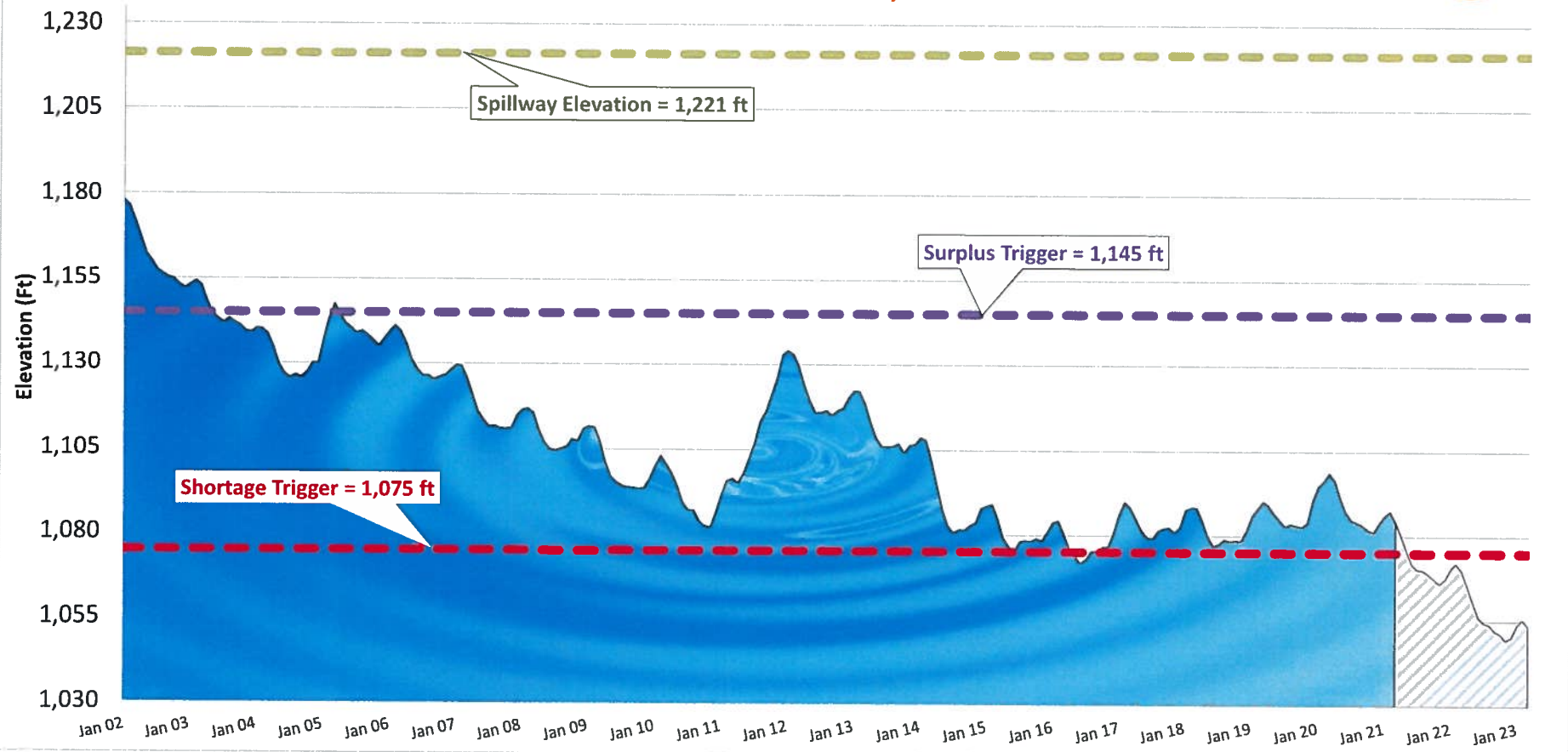


Historical Colorado Basin April 15th Peak Snow Water Equivalent



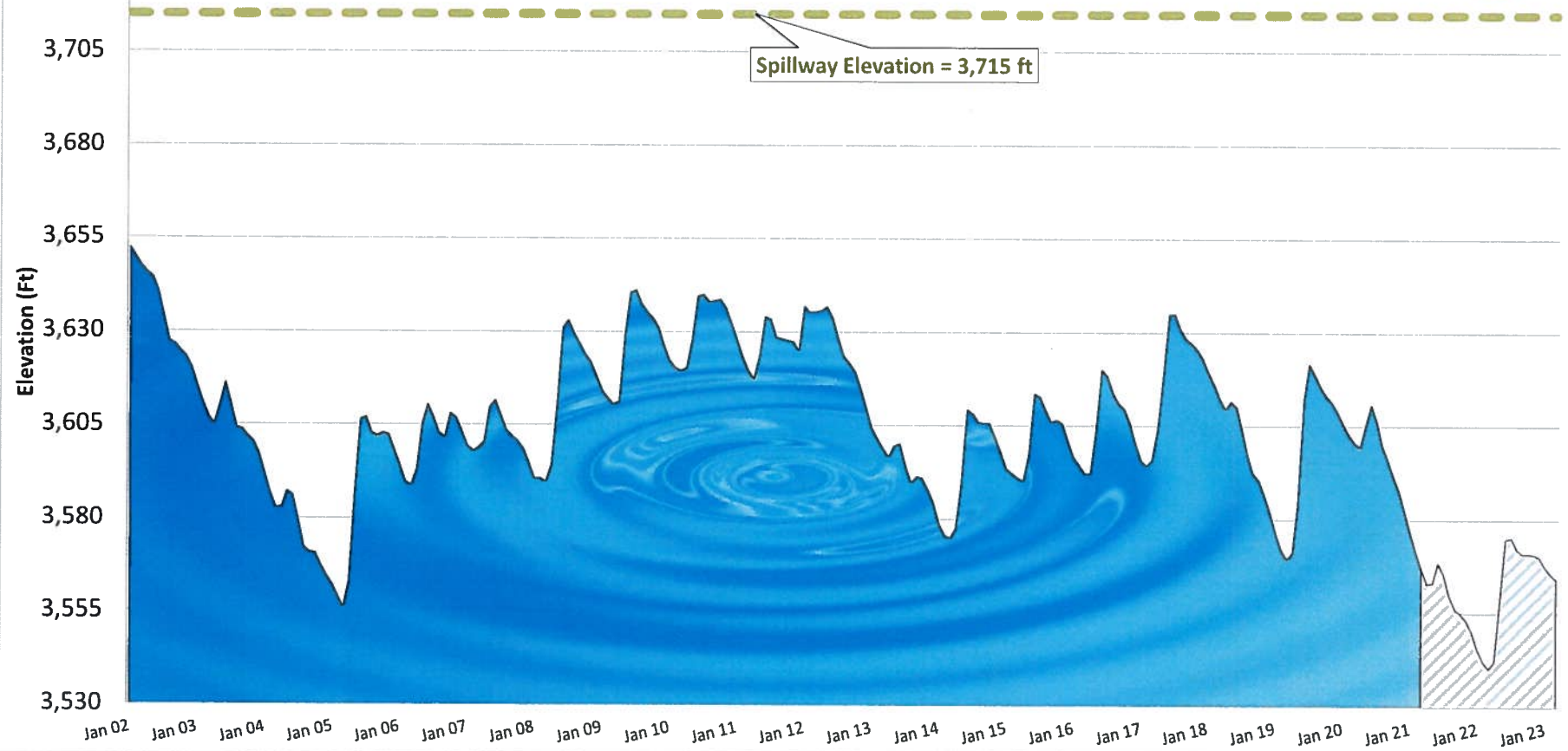
Lake Mead Levels: Historical and Projected projection per USBR 24-Month Study

■ Historical □ Projected

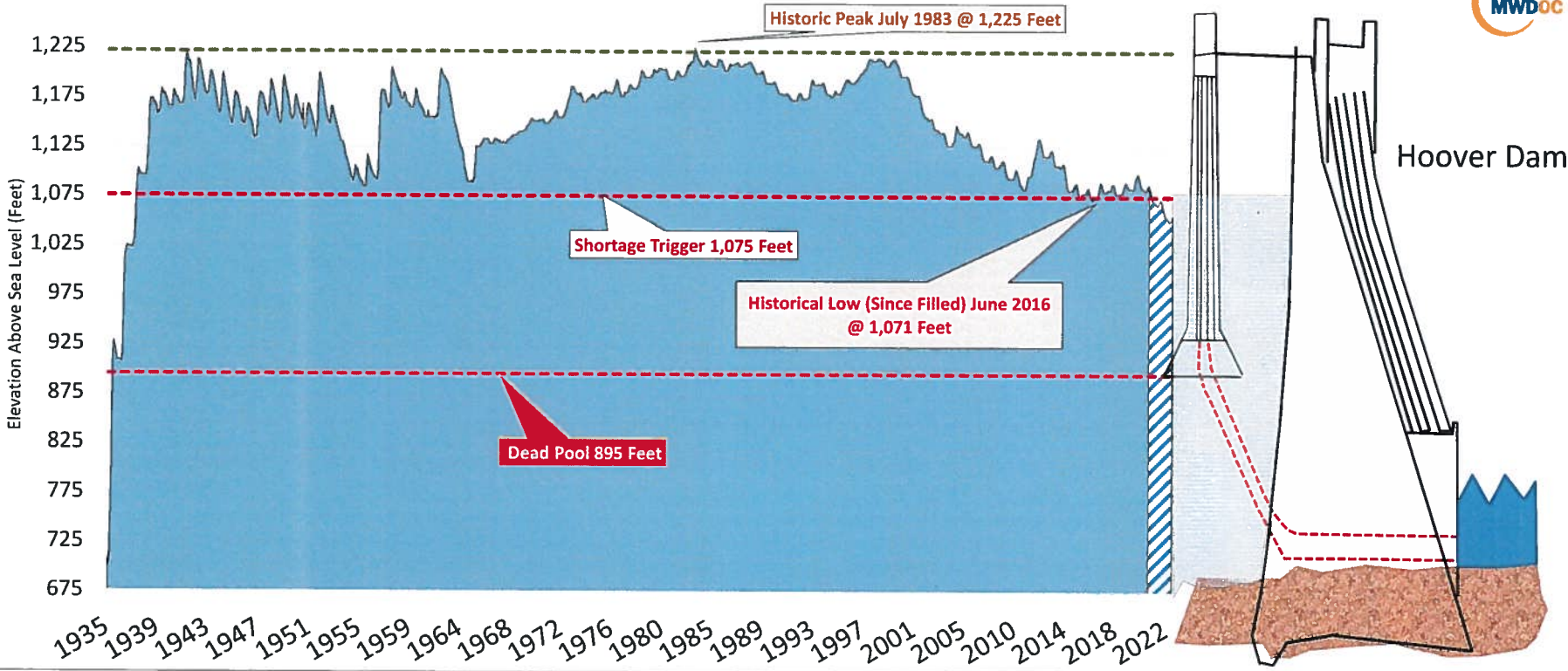


Lake Powell Levels: Historical and Projected projection per USBR 24-Month Study

■ Historical □ Projected



Lake Mead Historical Water Elevation Level



Zimbra

GGUSD Pride: Celebrating College-Bound Seniors, Teachers, School Nurses, Student Artists, and Wonderful Partners

From :Garden Grove Unified School District
<pio_department@ggusd.us>

Fri, May 14, 2021 05:01 PM

Subject GGUSD Pride: Celebrating College-Bound Seniors, Teachers,
School Nurses, Student Artists, and Wonderful Partners

To : meenay@ci.garden-grove.ca.us

Reply To : department <pio_department@ggusd.us>


May 14, 2021



#GGUSDPRIDE E-newsletter

The #GGUSD Pride E-newsletter features many of the great things happening in GGUSD. Send your photos to pio_department@ggusd.us to highlight your school or students in the e-newsletter.

GGUSD Schools Celebrate College-Bound Seniors



Garden Grove Unified School District (GGUSD) high schools are celebrating their college-bound seniors this month with fun virtual and in-person College Signing Day events.

College Signing Day events are an annual tradition in GGUSD, celebrated around May 1 in alignment with the May 1 California State and University of California college commitment deadlines.

Garden Grove Unified School District continues to soar as a leader in college readiness with 61.7% of GGUSD's Class of 2020 meeting rigorous college entrance requirements qualifying students to attend UC or CSU schools, compared to 55.6% in Orange County and 50.6% across the state.

For the fourth year in a row, all seven of GGUSD's comprehensive high schools were named to U.S. News and World Report's elite rankings of America's Best High Schools.

[Click here for more College Signing Day photos.](#)

GGUSD Hosts Virtual Exhibit to Showcase Student Artwork



GGUSD hosted its 43rd annual First Impressions Student Art Exhibit in a virtual format this year. Watch our video which features 374 works of art from students in preschool through high school.

Through May, you can also stop by the Village Green Park for the annual Art in the Park event which features vinyl prints of student artwork throughout the park.

GGUSD Celebrates Our Amazing Educators and School Nurses



The month of May includes many school employee appreciation recognitions and GGUSD is grateful for our amazing and dedicated staff. This week, we recognized California's Day of the Teacher and National School Nurses Day on May 12. It's been a challenging year navigating from distance learning back to in-person instruction and our amazing educators remained focused on putting students first! Thank you teachers for the life-changing work you engage in daily resulting in brighter futures for our students! Thank you to our school nurses for providing students with health and wellness supports and serving with care and compassion. Your expertise has been critical at keeping our campuses safe and healthy during an unprecedented pandemic.

Orange County United Way Distributes Laptops to Students



This week, the Orange County United Way distributed free laptops to students who recently completed its Class of 2021 e-mentorship program serving seniors from socio-economically disadvantaged backgrounds. The Class of 2021 program included an E-Mentorship program, robust virtual workshop series to teach essential skills for success beyond high school, and a new laptop and technology kit to help bridge the digital divide, celebrate the students' hard work, and support continued success. GGUSD is grateful for the wonderful partnership with Orange County United Way!

GGUSD Schools to Return to 5 Full Days of In-Person Instruction in Fall




All GGUSD schools are open for in-person instruction and in the fall, we will return to 5 FULL days of in-person instruction for all students!

Please take a moment to watch this video from Superintendent Dr. Gabriela Mafi to learn more about the importance and safety of in-person instruction! [Click here](#) for the video.

Since reopening for in-person instruction, we have seen first-hand the effectiveness of our COVID-19 prevention efforts! Our health and safety protocols are working to keep our students healthy and well! COVID-19 cases are low and isolated and there has been NO on-campus spread of COVID-19.

GGUSD will not offer school-based distance learning in the fall. Families who prefer an online option in the fall must apply for the district's Virtual Learning Academy.

Are You Filling Out The ParentSquare Health Screening Form?



COVID-19 Health Screening Form

Fast, daily health checks for your school community

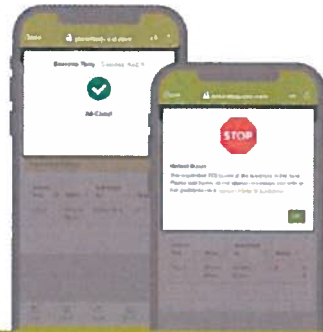
In compliance with the California Department of Public Health requirements for daily health screenings, GGUSD is launching ParentSquare's easy-to-use health reporting form for all employees and students. The screening form may be completed by an employee or parent in ParentSquare or by a student in StudentSquare.

How It Works:

1. You must be logged into ParentSquare to access the screening form. Activate your ParentSquare account by clicking the link in your invitation email or text. You can also visit parentsquare.com from a desktop computer or download the free ParentSquare mobile app, use your district email address to sign-up, and complete the registration process that way. If you have already activated your ParentSquare/StudentSquare account, skip step one.
2. Once logged in on the web or mobile app, click the large orange "Submit Daily Screening" button to access the form.
3. Complete the form by answering "Yes" or "No" to each symptom listed and providing a body temperature reading.



4. You will receive a confirmation screen that will clear you to enter campus if non-symptomatic.



Questions?

Contact the Public Information Office at pio_department@ggusd.us

www.parentsquare.com



GGUSD is committed to keeping our community informed about the impact of the coronavirus public health crisis on our school system. All coronavirus related messages or updates from GGUSD to our families are posted here.

[Click here for GGUSD's COVID-related communication.](#)

Garden Grove Unified School District
 10331 Stanford Ave.
 Garden Grove, CA 92840
 Phone: (714) 663-6000
www.ggusd.us
webmaster@ggusd.us

Stay Connected



Garden Grove Unified School District | 10331 Stanford Avenue, Garden Grove, CA 92840

[Unsubscribe meenay@ci.garden-grove.ca.us](mailto:meenay@ci.garden-grove.ca.us)

[Update Profile](#) | [Constant Contact Data Notice](#)


Sent by pio_department@ggusd.us powered by



Try email marketing for free today!

WEEKLY MEMO 5-20-2021

SOCIAL MEDIA HIGHLIGHTS



Post Performance

May 13, 2021 - May 19, 2021


Review the lifetime performance of the posts you published during the publishing period.

Included in this Report

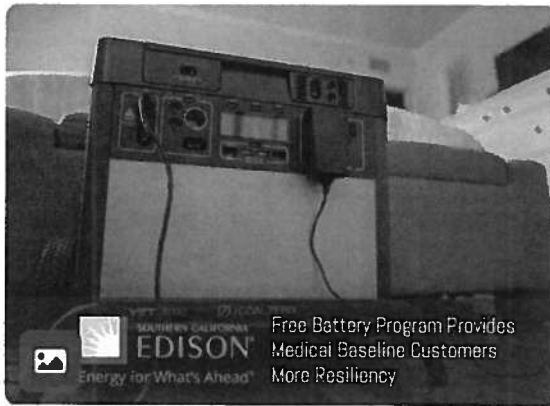
 @CityGardenGrove

 Garden Grove City Hall


 gardengrovecityhall

 **Garden Grove City Hall**
Thu 5/13/2021 11:27 am PDT

Do you know what to do when the power goes out? Southern California Edison (SCE) wants to empower you to be as prepare...



Impressions	899
Reach	857
Engagements	33
Engagement Rate (per Impression)	3.7%

 **Garden Grove City Hall**
Thu 5/13/2021 5:30 pm PDT

Looking for a job? Garden Grove's food industry hiring! 🍕🍷🍴 SteelCraft is holding a job May 14, 2021 from 2:00 P.M. - 5:00 P.M. Ver



Impressions	2,261
Reach	2,164
Engagements	108
Engagement Rate (per Impression)	4.8%

  **@CityGardenGrove**
Thu 5/13/2021 5:37 pm PDT

Looking for a job? Garden Grove's food industry is now hiring! 🍕🍷🍴 Visit the City's Facebook post to learn more: ...



Impressions	566
Potential Reach	4,439
Engagements	37
Engagement Rate (per Impression)	6.5%

 **Garden Grove City Hall**
Fri 5/14/2021 10:45 am PDT

Tomorrow (5/15), on Armed Forces Day, the sound of artillery fire will echo across communities surrounding the Joint Force...




Impressions	5,864
Reach	5,693
Engagements	450
Engagement Rate (per Impressi...	7.7%



 **@CityGardenGrove**
Fri 5/14/2021 10:50 am PDT

Tomorrow (5/15), on **#ArmedForcesDay**, the sound of artillery fire will echo across communities surrounding the Joint Force...




Impressions	485
Potential Reach	4,340
Engagements	24
Engagement Rate (per Impressi...	4.9%

 **Garden Grove City Hall**
Fri 5/14/2021 12:23 pm PDT

  You are invited to view the 2021 Virtual Garden Grove College Graduates' Reception Help us celebrate our 2021...




Impressions	1,254
Reach	1,225
Engagements	61
Engagement Rate (per Impressi...	4.9%

 **Garden Grove City Hall**
Fri 5/14/2021 2:44 pm PDT

The 2021 Virtual Garden Grove College Graduates' Reception is finally here! 🎉🕒 Watch the live stream on our page at 3:...



Video Views	686
Impressions	1,356
Reach	1,331
Engagements	290
Engagement Rate (per Impressi...	21.4%

 **Garden Grove City Hall**
Sat 5/15/2021 3:32 pm PDT

♥ In recognition of **#NationalPoliceWeek** and **#PeaceOfficersMemorialDay**, we reflect on the service and sacrifice of fall...



Video Views	222
Impressions	720
Reach	671
Engagements	47
Engagement Rate (per Impression)	6.5%

 **@CityGardenGrove**
Sat 5/15/2021 3:33 pm PDT

♥ In recognition of **#NationalPoliceWeek** & **#PeaceOfficersMemorialDay**, we reflect on the service & sacrifice of fallen law enforcement officers who lost their lives in the line of duty. **#thinblueline #GGPD32 #GG1956 #FallenFive**
@GardenGroveTV3
GardenGrovePD

Post Link Clicks	0
Impressions	446
Potential Reach	4,340
Engagements	4
Engagement Rate (per Impressi...	0.9%

  **gardengrovecityhall**
Sat 5/15/2021 3:41 pm PDT

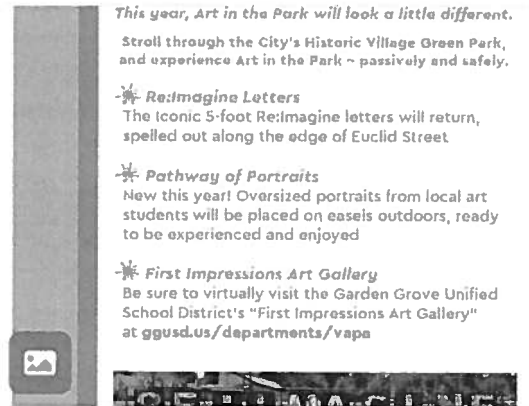
Fathers, Husbands, Brothers, Friends
♥ In recognition of #NationalPoliceWeek and #PeaceOfficersMemorialDay, we...



Video Views	231
Impressions	823
Reach	781
Engagements	20
Engagement Rate (per Impression)	2.4%

  **Garden Grove City Hall**
Mon 5/17/2021 9:05 am PDT

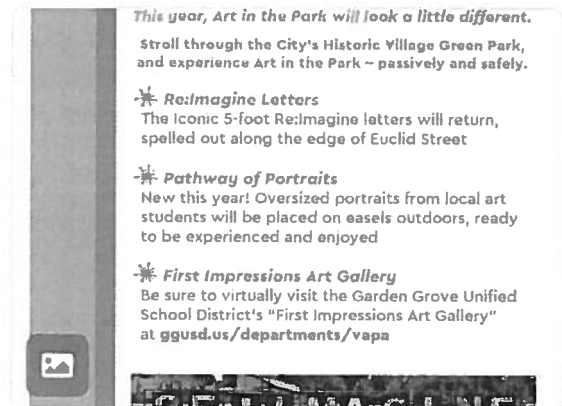
FRIENDLY REMINDER THAT GGUSD'S ART IN THE PARK WILL BE OPEN UNTIL MAY 27, 2021. 🌳 The City of Garden Grove's Art ...



Impressions	9,703
Reach	9,703
Engagements	44
Engagement Rate (per Impression)	0.5%

  **@CityGardenGrove**
Mon 5/17/2021 9:54 am PDT

REMINDER: GGUSD'S ART IN THE PARK WILL BE OPEN UNTIL 5/27 🌳 Come witness @GGUSD student talent with the exhibit...



Impressions	389
Potential Reach	4,339
Engagements	25
Engagement Rate (per Impression)	6.4%

G Garden Grove City Hall
 Mon 5/17/2021 12:36 pm PDT

May is Mental Health Awareness Month. ❤️ Garden Grove proudly joins the national mc raise awareness about mental health and p



Impressions	612
Reach	589
Engagements	10
Engagement Rate (per Impression)	1.6%

G Garden Grove City Hall
 Mon 5/17/2021 5:30 pm PDT

Education is the key to life! 📍 On Friday, May 14, 2021, 27 college students were recognized at the 8th annual Garden...



Impressions	2,742
Reach	2,431
Engagements	191
Engagement Rate (per Impression)	7%

G Garden Grove City Hall
 Tue 5/18/2021 12:56 pm PDT

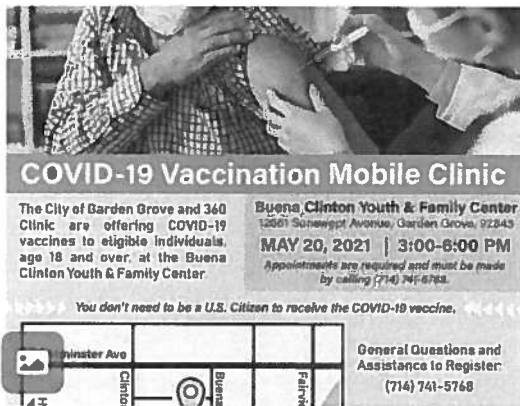
Let's end wildfires together. 🚒 With fund California Edison (SCE), local firefighting ag additional state-of-the-art aircrafts to comb



Impressions	525
Reach	508
Engagements	6
Engagement Rate (per Impression)	1.1%

G **f** **Garden Grove City Hall**
Tue 5/18/2021 6:31 pm PDT

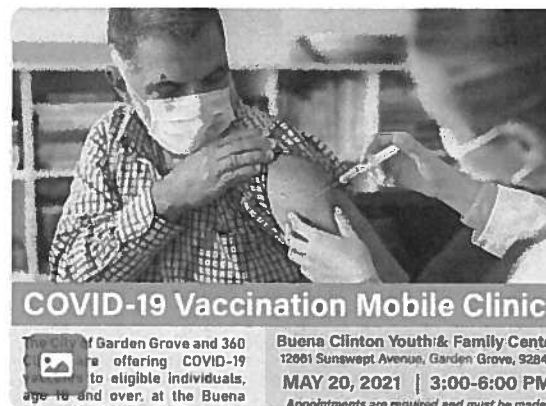
👉 GET VACCINATED! The sooner we're all vaccinated the sooner we can get back to normal. Don't wait to receive the...



Impressions	1,689
Reach	1,661
Engagements	160
Engagement Rate (per Impressi...	9.5%

G **@** **gardengrovecityhall**
Tue 5/18/2021 6:37 pm PDT


👉 GET VACCINATED! The sooner we're all vaccinated the sooner we can get back to normal. Don't wait to receive the...



Impressions	987
Reach	963
Engagements	20
Engagement Rate (per Impression)	2%

G **@CityGardenGrove**
Tue 5/18/2021 6:42 pm PDT


👉 GET VACCINATED! This Thursday, 5/20, 3PM-6PM, the City & 360 Clinic are hosting a free COVID-19 Vaccination Mobile Clini...



Impressions	944
Potential Reach	4,966
Engagements	31
Engagement Rate (per Impressi...	3.3%

G **f** **Garden Grove City Hall**
Wed 5/19/2021 10:04 am PDT

Effective today (5/19), Orange County is in the Yellow tier! Find out what this means by visiting ggcity.org/news/oc-progresse...



Impressions	1,181
Reach	1,154
Engagements	143
Engagement Rate (per Impressi...	12.1%

G **@CityGardenGrove**
Wed 5/19/2021 10:08 am PDT

Effective today (5/19), OC is in the Yellow tier! Find out what this means by visiting ggcity.org/news/oc-progre... T...



Impressions	342
Potential Reach	4,333
Engagements	40
Engagement Rate (per Impressi...	11.7%

G **f** **Garden Grove City Hall**
Wed 5/19/2021 1:13 pm PDT

NOW HIRING! Garden Grove Parks & Recreation is seeking qualified individuals to join their team as Recreation Speciali...



Impressions	1,184
Reach	1,171
Engagements	66
Engagement Rate (per Impressi...	5.6%

  **gardengrovecityhall**
Wed 5/19/2021 1:14 pm PDT

NOW HIRING!
@gardengrovecityhall is seeking qualified individuals to join their team as...




Impressions	1,288
Reach	1,203
Engagements	55
Engagement Rate (per Impressi...	4.3%

  **@CityGardenGrove**
Wed 5/19/2021 1:17 pm PDT


NOW HIRING! The City's Community Services Department is seeking qualified individuals to join their team as Recreati...



Impressions	280
Potential Reach	4,333
Engagements	16
Engagement Rate (per Impressi...	5.7%

  **Garden Grove City Hall**
Wed 5/19/2021 5:11 pm PDT


The best protection against COVID-19 is vaccination! The sooner we're all vaccinated the sooner we can get back t...



Impressions	-
Reach	-
Engagements	-
Engagement Rate (per Impression)	-

G **f** **Garden Grove City Hall**
Wed 5/19/2021 5:22 pm PDT


🕒 Participate before it's too late! The Garden Grove Coalition to End Homelessness needs your help! Particip...




Impressions	379
Reach	371
Engagements	4
Engagement Rate (per Impression)	1.1%

G **@CityGardenGrove**
Wed 5/19/2021 5:23 pm PDT

🕒 Participate before it's too late! The Garden Grove Coalition to End Homelessness needs your help! Particip...



Impressions	280
Potential Reach	4,333
Engagements	9
Engagement Rate (per Impression)	3.2%



Post Performance

May 13, 2021 - May 19, 2021

Review the lifetime performance of the posts you published during the publishing period.

Included in this Report

 Garden Grove Police Department  ggpdk9unit



Garden Grove Police Depa...

Wed 5/19/2021 3:05 pm PDT

We have received numerous reports of 'distraction' burglaries near the residential tracks along Chapman Ave (between...



Impressions	3,957
Reach	3,957
Engagements	781
Engagement Rate (per Impressi...	19.7%



ggpdK9unit

Tue 5/18/2021 3:56 pm PDT

#K9Vader alert and excited to help serve a search warrant earlier this morning.
#ggpdK9Unit #GGPD32 #GGPD #Police...



Impressions	4,673
Reach	4,724
Engagements	489
Engagement Rate (per Impressi...	10.5%



Garden Grove Police Depa...

Tue 5/18/2021 3:00 pm PDT

Last week, Community Impact Unit (CIU) officers were conducting patrol when they noticed a car displaying vehicle code...



Impressions	10,835
Reach	10,576
Engagements	3,660
Engagement Rate (per Impres...	33.8%



f Garden Grove Police Depa...

Tue 5/18/2021 3:00 pm PDT



Impressions	-
Reach	-
Engagements	-
Engagement Rate (per Impression)	-



f Garden Grove Police Depa...

Tue 5/18/2021 3:00 pm PDT



Impressions	-
Reach	-
Engagements	-
Engagement Rate (per Impression)	-



f Garden Grove Police Depa...

Mon 5/17/2021 3:01 pm PDT



Impressions	-
Reach	-
Engagements	-
Engagement Rate (per Impression)	-



Garden Grove Police Depa...
Mon 5/17/2021 3:01 pm PDT



Impressions -
Reach -
Engagements -
Engagement Rate (per Impression) -



Garden Grove Police Depa...
Mon 5/17/2021 3:01 pm PDT



Impressions -
Reach -
Engagements -
Engagement Rate (per Impression) -



Garden Grove Police Depa...
Mon 5/17/2021 3:01 pm PDT



Impressions -
Reach -
Engagements -
Engagement Rate (per Impression) -



Garden Grove Police Depa...
Mon 5/17/2021 3:01 pm PDT

To address ongoing crime issues in a local neighborhood, officers were able to identify the flood control channels as th...



Impressions	13,342
Reach	13,342
Engagements	5,824
Engagement Rate (per Impres...	43.7%



ggpd9unit
Sat 5/15/2021 6:22 pm PDT

#NationalPoliceWeek
Even though we did not have our Annual Police Memorial this year, we continue t...



Video Views	148
Impressions	413
Reach	396
Engagements	39
Engagement Rate (per Impression)	9.4%



Garden Grove Police Depa...
Sat 5/15/2021 4:07 pm PDT

Even though we did not have our Annual Police Memorial this year, we continue to honor our fallen officers every day. Their...




Video Views	1,341
Impressions	3,285
Reach	3,103
Engagements	424
Engagement Rate (per Impresi...	12.9%



Garden Grove Police Depa...

Sat 5/15/2021 1:15 am PDT

On Friday, May 14, 2021 at 7:05 PM, a male, later identified as, Russell Husges (43-years-old of Anaheim), arrived at th...



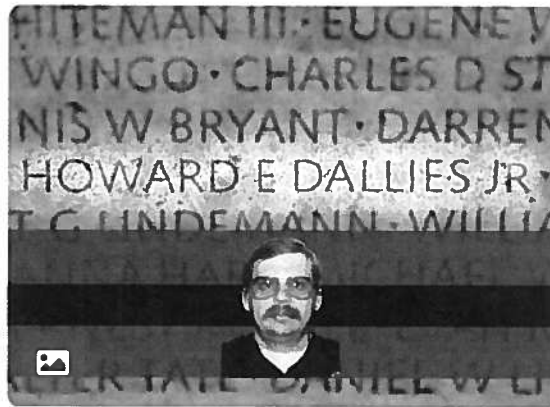
Impressions	20,305
Reach	19,662
Engagements	7,098
Engagement Rate (per Impres...	35%



Garden Grove Police Depa...

Fri 5/14/2021 12:01 pm PDT

#NationalPoliceWeek, a time when we acknowledge and honor the men and women who have paid the ultimate pric...



Impressions	2,873
Reach	2,784
Engagements	178
Engagement Rate (per Impres...	6.2%



Garden Grove Police Depa...

Thu 5/13/2021 12:30 pm PDT

This is **#NationalPoliceWeek**, a time when we acknowledge and honor the men and women who have paid the ultimate...



Impressions	2,615
Reach	2,528
Engagements	170
Engagement Rate (per Impres...	6.5%



Post Performance

May 13, 2021 - May 19, 2021

Review the lifetime performance of the posts you published during the publishing period.

Included in this Report

 @GardenGroveTV3

 Garden Grove TV 3



@GardenGroveTV3

Sat 5/15/2021 3:34 pm PDT

♥ In recognition of **#NationalPoliceWeek** & **#PeaceOfficersMemorialDay**, we reflect on the service & sacrifice of fallen law enforcement officers who lost their lives in the line of duty. **#thinblueline** **#GGPD32** **#FallenFive** **#GGTV3**
[@GardenGrovePD](#)
[CityGardenGrove](#)

Post Link Clicks	0
Impressions	47
Potential Reach	421
Engagements	1
Engagement Rate (per Impression)	2.1%



Garden Grove TV 3

Sat 5/15/2021 3:46 pm PDT

♥ In recognition of **#NationalPoliceWeek** and **#PeaceOfficersMemorialDay**, we reflect on the service and sacrifice of fall...



Video Views	94
Impressions	208
Reach	195
Engagements	23
Engagement Rate (per Impression)	11.1%

WEEKLY MEMO 5-20-2021

NEWS ARTICLES

Man with kitchen knives arrested on suspicion of trying to kill wife at youth sports event

By CITY NEWS SERVICE | news@socalnews.com |
PUBLISHED: May 15, 2021 at 7:57 a.m. | UPDATED: May 15, 2021 at 10:09 a.m.

A 43-year-old Anaheim man was arrested in Garden Grove for allegedly attempting to kill his estranged wife, who was watching their son play sports, Garden Grove police reported today.

The arrest came Thursday around 7:05 p.m. at the Chapman Sports Complex located at 11701 Knott St., Garden Grove police Sgt. Vince Vaicaro said.

The attack occurred as several youth sporting events were underway on the field, Vaicaro said.

The unidentified woman was alerted by her son that her husband, identified as Russel Husges, was coming up behind her in the stands allegedly armed with kitchen knives, according to Vaicaro.

The intended victim ran away from Husges onto the field screaming for help, Vaicaro said. Husges was then subdued and disarmed by one of the coaches and an off-duty police officer.

Husges was then placed in custody and booked on a charge of attempted murder, Vaicaro said.



CITY OF GARDEN GROVE NEWS

Contact: Ana Pulido (714) 741-5280
Public Information Officer

Thursday, May 20, 2021

FOR IMMEDIATE RELEASE

Public Information Office (714) 741-5280

Follow the City of Garden Grove on Social Media



CITY HONORS LOCAL COLLEGE GRADUATES

On Friday, May 14, 2021, 27 Garden Grove residents were recognized at the 2021 Virtual Garden Grove College Graduates' Reception. Hosted by Garden Grove Mayor Steve Jones and the Garden Grove City Council, the virtual event was live streamed on the City's Facebook and Garden Grove TV3 YouTube.

Mayor Steve Jones applauded the graduates for their accomplishments in higher education, especially during a worldwide pandemic, and encouraged them to stay rooted in Garden Grove.

"Despite having to recoup from a very hard year, Garden Grove continues to set the bar in Orange County with so much to offer. I know there are several different career disciplines among our graduates. All of those careers have major employers here in Garden Grove," said Mayor Steve Jones.

Graduate degrees included Doctor of Medicine, Doctor of Philosophy, and Master of Social Work. Several graduates had a unique story of success and perseverance. One graduate completed her master's degree while expecting her third child. Another graduate, in her late 40s, was excited to become the first college graduate in her family.

-more-

CITY HONORS LOCAL COLLEGE GRADUATES
2-2-2

Each graduate was entered into an opportunity drawing for a chance to win cash prizes. Over \$3,000 was awarded to winning graduates.

Sponsors for the event were dtn.tech, Garden Grove Shell #1, Garden Grove Strawberry Festival Association, Signal Hill Petroleum, West Grove Construction, Credit Union of Southern California, and Nicholas Dibs.

For more information and to watch the 2021 Virtual Garden Grove College Graduates' Reception, visit ggcity.org/grads.

###



Contact: Nate Robbins (714) 741-5140
Community and Economic Development

Tuesday, May 18, 2021

FOR IMMEDIATE RELEASE

Public Information Office (714) 741-5280

Follow the City of Garden Grove on Social Media



DEADLINE NEARING FOR COMMUNITY INPUT ON CITY'S PLAN TO ADDRESS HOMELESSNESS

The City of Garden Grove continues to seek community input on the Draft Comprehensive Strategic Plan to Address Homelessness (CSPA) to plan for the short- and long-term impacts of the coronavirus pandemic and explore different programs and solutions for homelessness. The online survey, available in multiple languages, can be accessed at ggcity.org/endhomelessness until Monday, May 31, 2021.

The Draft CSPA was presented to the Garden Grove City Council at the January 26, 2021 Regular City Council Meeting. The Final CSPA will be presented to the Garden Grove City Council this summer for adoption.

The City has also created the Garden Grove Coalition to End Homelessness (GGCEH) comprised of City representatives, residents, religious leaders, nonprofits, community leaders, and businesses. GGCEH is a comprehensive approach to stabilize, navigate, support, and assist families and individuals experiencing homelessness or at-risk of becoming homeless.

GGCEH will hold its first meeting on Thursday, June 10, 2021 at 4:00 p.m., via Zoom or by phone, to review survey results and share ideas on how to end homelessness in Garden Grove. The community is encouraged to join GGCEH and register for the meeting by visiting ggcity.org/endhomelessness.

For more information, contact Nate Robbins, Community and Economic Development Department at (714) 741-5206 or email at nater@ggcity.org.

Để phổ biến trên các phương tiện truyền thông
Văn phòng thông tin liên lạc: (714) 741-5280

Liên lạc: Mark Freeman (714) 741-5212
Ban Phục vụ Cộng đồng



Thứ Tư, 19 tháng Năm, 2021

TRUNG TÂM ATLANTIS PLAY CENTER SẼ MỞ CỬA VÀO NHỮNG NGÀY CUỐI TUẦN, BẮT ĐẦU VÀO TUẦN LỄ LAO ĐỘNG

Trung tâm Atlantis Play Center tọa lạc trong công viên Garden Grove sẽ mở cửa trở lại vào mùa hè cho các em thiếu nhi vui chơi vào hai ngày Thứ Bảy và Chủ Nhật, bắt đầu vào tuần lễ Memorial day, Thứ Bảy, 29 tháng Năm đến hết ngày Chủ Nhật, ngày 22 tháng Tám. Giờ mở cửa sẽ từ 10:00 giờ sáng đến 4:00 giờ chiều. Trung tâm Atlantis nằm ở phía cuối công viên Garden Grove, địa chỉ 13630 Atlantis Way. Vé vào cửa công viên là \$2; các bé 2 tuổi trở xuống được miễn phí.

Để phù hợp với các quy định hiện tại của Trung tâm Kiểm soát và Phòng ngừa Dịch bệnh (Centers for Disease Control and Prevention) về các cuộc tụ tập công cộng, các hạn chế sau sẽ được áp dụng:

- Tất cả những người tới công viên từ 2 tuổi trở lên yêu cầu phải mang khẩu trang, tuân theo quy định hướng dẫn an toàn COVID-19 từ các cơ quan y tế của quận, tiểu bang hoặc liên bang.
- Tối đa 150 người cùng một lúc.
- Nhà vệ sinh cũng sẽ giới hạn cho một người hoặc một gia đình sử dụng.
- Không cho thuê bàn ăn ngoài trời, đặt chỗ cho chuyến đi dã ngoại hoặc các buổi họp mặt cá nhân hoặc các bữa tiệc riêng tư.

- Công viên nước Splash Pad sẽ vẫn đóng cửa cho đến khi có hướng dẫn từ quận hạt hoặc tiểu bang.

Ngoài ra, quầy bán đồ ăn nhanh (snack bar) sẽ không có sẵn trong công viên, tuy nhiên, mọi người được phép mang đồ ăn bên ngoài vào.

Từ Thứ Hai đến Thứ Sáu, Trung tâm Atlantis Play Center sẽ mở cửa cho chương trình trại hè của Thành phố (Summer Day Camp.)

Để biết thêm thông tin chi tiết, vui lòng liên lạc trang nhà của Atlantis Play Center tại ggcity.org/community-services/atlantis-play-center hoặc trên trang mạng xã hội tại @AtlantisPlayCenter hoặc gọi (714) 741-5200.

###

MISCELLANEOUS ITEMS

May 13, 2021

1. Calendar of Events
2. Notices of Cancellation for the May 27, 2021 and June 10, 2021 Zoning Administrator meetings.
3. Notice of Cancellation for the June 3, 2021 Planning Commission meeting.
4. League of California Cities, "CalCities," from May 14, 2021 to May 20, 2021; including the Guide to Local Recovery Update.



GARDEN GROVE

CALENDAR OF EVENTS

May 20, 2021 – June 22, 2021

Thursday	May 20	7:00 p.m.	Planning Commission Meeting, CMC
Friday	May 21		City Hall Closed – Regular Friday Closure
Tuesday	May 25	4:30 p.m.	Magnolia Park Family Resource Center 21 st Anniversary, 11402 Magnolia Street
		6:30 p.m.	Housing Authority, CMC Sanitary District Board, CMC Successor Agency Meeting, CMC City Council Meeting, CMC
Thursday	May 27	9:00 a.m.	Zoning Administrator Meeting, City Hall- 3 rd Floor Training Room CANCELLED
Monday	May 31		City Hall Closed – Memorial Day
Thursday	June 3	6:30 p.m.	Special Budget Study Session Meeting, CMC
		7:00 p.m.	Planning Commission Meeting, CMC CANCELLED
Friday	June 4		City Hall Closed – Regular Friday Closure
Monday	June 7	6:30 p.m.	Neighborhood Improvement and Conservation Commission Meeting, CMC
Tuesday	June 8	5:30 p.m.	Closed Session, CMC
		6:30 p.m.	Successor Agency Meeting, CMC City Council Meeting, CMC
Thursday	June 10	9:00 a.m.	Zoning Administrator Meeting, City Hall- 3 rd Floor Training Room CANCELLED
Thursday	June 17	7:00 p.m.	Planning Commission Meeting, CMC
Friday	June 18		City Hall Closed – Regular Friday Closure
Tuesday	June 22	6:30 p.m.	Housing Authority, CMC Sanitary District Board, CMC Successor Agency Meeting, CMC City Council Meeting, CMC



GARDEN GROVE

**NOTICE OF CANCELLATION
OF THE
GARDEN GROVE
ZONING ADMINISTRATOR
REGULAR MEETING
MAY 27, 2021**

NOTICE IS HEREBY GIVEN that the Regular Meeting of the Garden Grove Zoning Administrator scheduled for Thursday, May 27, 2021, at 9:00 a.m. at City Hall, 11222 Acacia Parkway, Third Floor Training Room, Garden Grove, is hereby cancelled.

DATED: May 20, 2021

DAVID DENT
ZONING ADMINISTRATOR



GARDEN GROVE

**NOTICE OF CANCELLATION
OF THE
GARDEN GROVE
ZONING ADMINISTRATOR
REGULAR MEETING
JUNE 10, 2021**

NOTICE IS HEREBY GIVEN that the Regular Meeting of the Garden Grove Zoning Administrator scheduled for Thursday, June 10, 2021, at 9:00 a.m. at City Hall, 11222 Acacia Parkway, Third Floor Training Room, Garden Grove, is hereby cancelled.

DATED: May 20, 2021

DAVID DENT
ZONING ADMINISTRATOR



GARDEN GROVE

NOTICE OF CANCELLATION
OF THE
GARDEN GROVE PLANNING COMMISSION
JUNE 3, 2021
REGULAR MEETING

NOTICE IS HEREBY GIVEN that the Regular Meeting of the Garden Grove Planning Commission scheduled for Thursday, June 3, 2021, at 7:00 p.m. in the Council Chamber of the Community Meeting Center, 11300 Stanford Avenue, Garden Grove, is hereby cancelled.

DATED: May 20, 2021

DAISY PEREZ
CHAIR

Gov. Gavin Newsom's revised May budget proposal includes big wins for cities and Californians, but the devil will be in the details released later this month

May 14, 2021

The Governor announced a record-breaking \$267.8 billion revised May budget proposal on Friday, \$40 billion higher than the one he proposed four months ago.

Repeatedly touting the budget as "historic" and "without precedent," Newsom noted, "We are trying to do things the state has talked about but never been able to accomplish because we've never had the resources to do it." The revised budget proposal included a number of one-time investments thanks to a record \$75 billion state surplus, as well as an additional \$26 billion in federal relief from the American Rescue Plan. The historic state budget surplus is driven by robust personal income, and corporation and capital gains tax revenues. State sales tax revenues remain strong.

The revised budget plan includes stimulus checks for most Californians, an expansion of small business grants and tax credits, \$20 billion in public education investments, \$11 billion in transportation systems, \$7 billion for broadband deployment, and \$5.1 billion in drought support.

Perhaps most notably, the Governor announced earlier this week the revised budget would include \$12 billion for additional services and support for Californians experiencing homelessness, an announcement the League of California Cities responded to with a [statement](#) by Cal Cities Executive Director and CEO Carolyn Coleman.

Cal Cities has developed an analysis of the Governor's revised 2021-22 State Budget below, highlighting the budget components that most impact cities.

Cal Cities will work with the Administration and the Legislature in the coming weeks on budget trailer bills and the funding distribution details, and will continue to urge the State to prioritize investments that ensure a safe, equitable, and expedited recovery at the local and state level.

Read Executive Director Coleman's [statement in response](#) to the budget proposal.

Housing and Homelessness

The Governor's May Revision contains historic levels of funding to address the housing and

homelessness crisis gripping many regions of the state. He has also established a goal of ending family homelessness over the next five years. While these investments are significant and badly needed, the allocation and implementation information is not available at this time. These critical details will be released in the coming weeks, in the form of budget trailer bills. Below is a breakdown of the major allocations.

Housing

- **Rent Relief Program** — \$5.2 billion in federal rental relief aid from the American Rescue Plan Act of 2021 (ARPA) for both state and local entitlement jurisdictions.
- **Expanded Homeowner and Renter Legal Assistance** — \$20 million in ARPA over the next three years (\$60 million total) to the Judicial Council to continue providing legal assistance grants to over 100 legal service and self-help organizations.
- **California Department of Housing and Community Development (HCD)** — \$1.75 billion one-time federal ARPA funds to support HCD affordable housing projects. It is estimated that this will help more than 6,300 units of shovel-ready affordable housing move forward in an expedited manner.
- **Accessory Dwelling Unit Financing** — \$81 million one-time federal ARPA funds to expand California Housing Finance Agency's (CalHFA) accessory dwelling unit (ADU) program; this will inject a total of \$100 million in available financing for ADUs.
- **Housing Development on State Excess Sites** — \$45 million in one-time federal ARPA funds that would assist excess state land development by providing funding for vital infrastructure.
- **Promoting Homeownership** — \$100 million one-time federal ARPA funds to CalHFA to expand its First Time Homebuyer Assistance Program, which helps first-time homebuyers with making a down payment, securing a loan, and paying closing costs on a home.
- **Regional Early Action Planning Program (REAP)** — \$500 million one-time federal ARPA funds for HCD to provide additional planning and implementation grants to regional entities for infill developments, targeted towards the state's climate goals and reducing vehicle miles traveled.
- **Housing Preservation** — \$300 million one-time federal ARPA funds to sustain HCD legacy projects affordability requirements.
- **Construction Apprenticeships** — \$20 million one-time General Fund to connect job seekers to housing apprenticeship opportunities, in partnership with the University of California, California Conservation Corps, state and local workforce development boards, philanthropic organizations, and the building industry.
- **Repairing and Maintaining Seasonal Farmworker Rental Housing** — \$20 million one-time General Fund for critical deferred maintenance needs and improved habitability at the Office of Migrant Services (OMS) centers.

Homelessness

- **Homekey** – \$7 billion over two years to further expand the portfolio of housing, including behavioral health continuum infrastructure and housing for low-income seniors. Of this amount, \$1 billion would specifically target families experiencing homelessness or at risk for being homeless.
- **Challenge Grants and Technical Assistance** – \$40 million one-time General Fund available over five years for the Homeless Coordinating Financing Council to provide grants and technical assistance to local jurisdictions to develop action plans to address family homelessness.
- **Department of Development Services Homelessness Supports** – \$475 million General Fund in both 2021-22 and 2022-23 to expand the existing CalWORKs Housing Support program. This program assists CalWORKs families experiencing homelessness to secure and maintain permanent housing; services include financial assistance and housing-related wrap-around supportive service.
- **Bringing Families Home Program** – \$280 million General Fund in both 2021-22 and 2022-23 to expand the existing Bringing Families Home program. This program provides housing-related supports to eligible families experiencing homelessness in the child welfare system.
- **Project Roomkey** – \$150 million one-time General Fund to support transitioning participants into permanent housing.
- **Regional Center Mobile Crisis Teams** – \$8 million General Fund in 2021-22, increasing to \$11 million General Fund ongoing in 2022-23, for Systemic, Therapeutic, Assessment, Resources, and Treatment (START) teams. The teams provide 24-hour crisis prevention and response services to individuals with intellectual or developmental disabilities.
- **Housing and Disability Advocacy Program** – \$175 million General Fund annually through 2023-24 to assist disabled individuals who are experiencing homelessness.
- **Non-Congregate Shelters** – \$150 million one-time General Fund to support the stability of the state's Federal Emergency Management Agency-funded non-congregate shelter population and transition of individuals from Project Roomkey into permanent housing following the September 2021 sunset of the federal reimbursement availability from the pandemic.
- **Housing and Disability Advocacy Program** – \$175 million General Fund annually through 2023-24 to better reach and house individuals who are eligible for but not currently receiving Supplemental Security Income/State Supplementary Payment through benefits advocacy and housing assistance.
- **Home Safe** – \$100 million General Fund annually through 2022-23 for the Home Safe program to provide access to health, safety, and housing supports for individuals involved in or at risk of involvement in Adult Protective Services.

- **Supportive Services for Formerly Homeless Veterans** – \$25 million one-time General Fund for the California Department of Veterans Affairs to administer a competitive grant program to support aging veterans and veterans with disabilities who have experienced chronic homelessness.
- **Encampment Resolution Grants** – \$50 million one-time General Fund for the Homeless Coordinating and Financing Council (HCFC) to partner with local governments and assist them with resolving critical encampments and transitioning individuals into permanent housing.
- **Caltrans Encampment Coordinators** – \$2.7 million one-time General Fund for Caltrans Encampment Coordinators to mitigate safety risks at encampments on state property and to connect these individuals to services and housing, in coordination with HCFC and local partners.
- **Accountability: Homeless Coordinating and Financing Council** – \$5.6 million one-time General Fund for HCFC to conduct an assessment of local homelessness service providers and state-funded homelessness programs. The assessment will provide a detailed view of the range of services and strategies utilized at the local level and help determine if state investments are aligned with local homelessness response systems.

Environmental Quality

Overall, the May Revision includes \$11.8 billion in investments over multiple years to address and reduce the state's multi-faceted climate risks, ranging from water supplies, wildfires, heat, and sea level rise. Of these funds:

- \$5.1 billion for water infrastructure and drought response spread over multiple years, with \$3.475 billion being allocated in 2021-22.
- \$2 billion to pay down unpaid utility debt, including water and electricity that has accumulated during the pandemic.
- Building on the \$536 million already appropriated earlier this year, an additional \$708 million for a total of \$1.24 billion will go to wildfire and emergency response services over two years.
- \$1.3 billion in targeted investments for communities that are facing the impacts of climate change today.
- \$130 million to support a circular economy by funding the development of infrastructure required to process recyclables and manufacture products from recyclable material.

Revenue and Taxation

State Replenishes Reserves

The May Revision includes \$24.4 billion in reserves, including:

- \$15.9 billion in the Proposition 2 Budget Stabilization Account (Rainy Day Fund) for fiscal emergencies.
- \$450 million in the Safety Net Reserve.
- \$4.6 billion in the Public School System Stabilization Account.
- An estimated \$3.4 billion in the state's operating reserve.

The May Revision continues to pay down the state's long-term retirement liabilities and reflects \$3.4 billion in additional payments required by Prop. 2 in 2021-22, as well as \$7.9 billion in additional payments over the next three years. The improved revenue forecast also allows for the elimination of \$2 billion in proposed program suspensions that were delayed during the State's current budget.

Gann Limit — State Appropriations Limit Requires Rebates and Education Investments

The State Appropriations Limit, or "Gann Limit," caps the amount of revenues from proceeds of taxes that can be appropriated by the state. This constrains state spending and requires revenues over the two-year limit to be allocated evenly between schools and taxpayer refunds. The May Revision projects that the limit for the 2020-21 and 2021-22 fiscal years will be exceeded by \$16.2 billion.

The May Revision allocates \$16.2 billion to comply with the limit, including tax refunds through a Golden State Stimulus, and allocates half of the funds to K-14 schools in 2022-23. Given the uncertainty around the calculation of the limit in future years, the multi-year projections do not assume additional payments.

\$12 Billion for Golden State Stimulus Checks

- \$600 payments to all taxpayers who make up to \$75,000 a year and did not receive the first payment.
- Additional \$500 in direct payments to families with dependents.
- Additional \$500 in direct payments to undocumented families.

Transportation, Communications, and Public Works

The Governor's May Revise budget proposal makes unprecedented investments in broadband deployment to build out the backbone for statewide broadband. These investments will allow local governments to provide service and make broadband more accessible to all Californians. These budget allocations are consistent with Cal Cities' policy and strategic priorities, which seek to close the digital divide by protecting and modernizing critical infrastructure. The May Revision also bolsters the Governor's commitment to reaching zero-emission targets.

Broadband

- \$7 billion over three years to expand broadband infrastructure, increase affordability, and enhance access to broadband for all Californians.
 - \$500 million Loan Loss Reserve Account to assist local governments, tribes, and non-profits to secure private financing for new municipal fiber networks.
 - \$500 million of one-time federal ARPA funds to expand broadband and to promote access to affordable telephone services in rural areas that are costlier to serve.
 - One-time federal ARPA funds within the California Advanced Services Fund to incentivize existing and new providers to fund infrastructure for "last mile" service to the state's remaining unserved households.
 - An increase of \$35 million available to expand broadband access to isolated and under-served communities through a collaborative partnership of local education agencies, regional libraries, and telehealth providers, as well as leverage available federal funds through the E-Rate Program.
 - An increase of \$6 million to support the Broadband Connectivity Initiative through California libraries.

Transportation

- \$11 billion of state investment in the transportation system and related zero-emission vehicle (ZEV) efforts.
 - \$500 million for active transportation to advance projects that increase the proportion of trips accomplished by walking and biking, increase the safety and mobility of non-motorized users, advance efforts of regional agencies to achieve greenhouse gas reduction goals, enhance public health, and benefit many types of users, especially those in disadvantaged communities.
 - \$1 billion General Fund for transit and rail projects statewide that improve rail and transit connectivity between state and regional local services.
 - \$2 billion to support the advancement of priority State Highway Operation and Protection Program (SHOPP) projects, Interregional Transportation Improvement Program (ITIP) projects, and local road and bridge investments.
 - \$407 million to purchase or lease clean bus and rail equipment and infrastructure that eliminate fossil fuel emissions and increase intercity rail and intercity bus frequencies.
 - \$4.2 billion of Proposition 1A to complete high-speed rail construction in the Central Valley.
 - \$500 million to support high priority grade separations and grade crossing improvements.
 - \$1.5 billion for a three-year effort to clean up garbage statewide, beautify the state's transportation network, educate the public about the harms of litter, and create long-lasting litter deterrents.

Zero-Emission Vehicles

- \$3.2 billion to build upon the state's zero-emission vehicle goals. This includes funding for clean transportation programs that will improve air quality by expanding zero-emission short-haul trucks, transit buses, and school buses. Funding also supports additional charging and fueling infrastructure to support more clean vehicles.
 - \$1.7 billion for trucks, buses, and supporting infrastructure:
 - 1,150 trucks
 - 1,000 transit buses
 - 1,000 school buses
 - \$800 million Clean Cars for All and ZEV rebates.
 - \$500 million infrastructure.
 - \$250 million ZEV manufacturing grants.

Governance, Transparency, and Labor Relations

- \$550 million increase above the amount included in the Governor's January State Budget proposal for the state's contributions to CalPERS for approximately \$6 billion in total contributions.
- \$1.9 billion in supplemental Proposition 2 debt repayments to reduce the unfunded liabilities of the state CalPERS plans.
- There is no proposal or funding proposed to assist public agencies with their pension or retiree health care costs.

Public Safety

- \$140 million, and \$70 million ongoing, to expand pretrial pilot programs.
- \$13.7 million, and \$3 million ongoing, to expand efforts for a pilot for re-envisioning and transforming the state's correctional system, with the goal of achieving greater success in rehabilitating incarcerated individuals and preparing them for life outside of the institution.
- \$34.8 million additional funding to establish a Youth Rehabilitative Offender Community that focuses on providing enhanced rehabilitative services to youth.
- \$9.6 million to facilitate the realignment of youth offenders from the state to counties. Annual appropriations to be allocated to counties to serve realigned youth, including \$45.7 million in 2021-22, growing to \$211.9 million in 2024-25, and annually thereafter.
- \$3 million over three years to provide support for alternative campus public safety programs.
- \$2.3 million, and \$2.1 million ongoing, to provide supportive services to survivors of those killed in officer-involved shootings.

Disaster Preparedness/Prevention

- \$100 million for the Governor's Office of Emergency Services (Cal OES) to strengthen the state's emergency capacity and capabilities.
- \$250 million for Cal OES to implement an equitable all hazards grant program focused on building resiliency in disadvantaged communities.
- \$133.9 million General Fund for Cal OES for the following investments to enhance state and local emergency preparedness and response.

Cannabis

- \$100 million to establish a local jurisdiction assistance grant program for cannabis.
- \$9 million for the new Sustainable California Grown Cannabis pilot program.
- \$629.1 million in Cannabis Tax Fund revenue to be allocated accordingly:
 - 60 percent (\$377.5 million) to education, prevention, and treatment of youth substance use disorders and school retention.
 - 20 percent (\$125.8 million) to clean-up, remediation, and enforcement of environmental impacts created by illegal cannabis cultivation.
 - 20 percent (\$125.8 million) to public safety-related activities.
- The consolidation of the functions and positions to the Department of Cannabis Control will include:
 - Creating a Deputy Director of Equity and Inclusion to further the Department's mission to implement progressive cannabis policies, as well as to license and regulate commercial cannabis activity in a way that best protects public health, safety, the environment, and local communities throughout the state.
 - Extending the Department's ability to issue new provisional cannabis licenses by six months, to July 1, 2022, and require the Department to promulgate regulations identifying steps that must be taken for provisional licensees to show progress toward achieving annual licensure.
- Consideration for long-term licensing and regulations will be negotiated in additional trailer bill language to follow.

Community Services

- \$900 million in 2022-23, ramping up to \$2.7 billion by 2024-25, for the creation of a "14th grade" of Universal Transitional Kindergarten for all school children.
- \$106 million over three years to strengthen older adults' recovery and resilience from isolation and health impacts caused by the pandemic.
- \$3.3 million in ongoing funds to implement the Department of Aging's Master Plan for Aging.
- Adding an additional \$256.2 million to support the 'Parks for All' initiative.
- \$507.3 million for the enhancement and restoration of state park facilities statewide.

- \$91 million to the State Library to fund an equity-focused matching grant program that supports local library infrastructure, expands broadband access to isolated and under-served communities, and supports broadband capacity and equipment grants.

[Terms of Use](#)

© 2021 League of California Cities

[New Privacy Policy](#)

ShareThis Copy and Paste

Cal Cities releases local streets and roads revenue estimates following the Governor's revised May budget proposal

May 19, 2021

To reflect the updates to the new state revenue estimates, the League of California Cities generated new local streets and roads (LSR) revenue allocation estimates for the current fiscal year and upcoming 2021-22 budget year.

The latest figures include Highway Users Tax Account (HUTA), as well as Road Maintenance and Rehabilitation Account (RMRA) distributions, and are based on updated estimates of state collections of fuel taxes and vehicle registration fees released by the California Department of Finance (DOF) in coordination with [Gov. Gavin Newsom's revised May budget proposal](#).

Unsurprisingly, fuel consumption is down due to COVID-19. However, the decline was somewhat offset by annual tax rate adjustments. The new estimates suggest that the LSR allocations to cities and counties for both fiscal years will be about \$210 million lower than previously calculated in January. The 2020-21 LSR allocations to cities and counties — including HUTA and RMRA — will likely be 1.1 percent below the 2019-20 allocations. Although lower than January projections, the 2021-22 estimated LSR allocations are projected to increase 11.9 percent when compared to the previous fiscal year.

Assuming a gradual recovery from COVID-19, cities can expect a stable, but modest year-over-year growth in local streets and roads revenues in the future. Although fuel consumption may remain flat overall, the annual cost of living adjustments will help to maintain revenues.

For a full explanation of the city and county allocation formulas, visit the [California Local Government Finance Almanac](#) website.

Guide to Local Recovery Update: May 19

May 19, 2021

The League of California Cities hosted a webinar on the American Rescue Plan for more than 400 city officials today.

Representatives from the National League of Cities (NLC) discussed eligible uses for entitlement cities, which ranged from covering lost revenue and infrastructure projects, to addressing COVID-related racial disparities and providing premium pay to essential workers. Some categories, like housing and childcare, have a surprising amount of flexibility. The [recording](#) and slides are available on Cal Cities' Guide to Local Recovery webpage.

In addition to last week's [portal for eligible entitlement cities](#), the U.S. Department of the Treasury has launched its own American Rescue Plan [information hub](#), which includes a [Fiscal Recovery Funds FAQ](#) and the [interim final rule](#). The FAQ will be updated periodically in response to stakeholder questions. The White House and the Treasury Department will also address the interim rule during [an NLC-hosted webinar and Q & A](#) on May 20 at 1:00 p.m. PST.

Local governments designated as non-entitlement units are eligible to receive Coronavirus State and Local Fiscal Recovery Funds. However, they will receive funding from their applicable state government. Cal Cities is in daily and weekly conversations with the State to determine when, how much, and how the money will be distributed. Formal guidance is expected to be released in the coming days.

Cal Cities will continue to work with the National League of Cities and other organizations, including the California Department of Finance, to provide additional guidance to cities on eligible uses of these funds and reporting requirements.

If you have questions about the Treasury Submission Portal or need technical support, email covidrelieftsupport@treasury.gov. If you have general questions about the Coronavirus State and Local Fiscal Recovery Funds, email SLFRP@treasury.gov or call 844-529-9527.

Visit the Cal Cities [Guide to Local Recovery webpage](#) for additional, up-to-date guidance. If you have any questions, please email us at covid-19@cacities.org.