

City of Garden Grove
WEEKLY CITY MANAGER'S MEMO
October 20, 2022

TO: Honorable Mayor and City Council FROM: Scott Stiles, City Manager
Members

I. DEPARTMENT ITEMS

A. REFUSE CONTRACT IMPLEMENTATION UPDATE

Update on program implementation of the recycling, organic materials, and solid waste collection amended and restated exclusive franchise agreement with Republic Services (Agreement).

B. RESPONSE TO THE LEAGUE OF CALIFORNIA CITIES COMMENTS ON THE DRAFT ACF PUBLIC FLEETS REGULATORY LANGUAGE.

II. ITEMS FROM OTHER GOVERNMENTAL AGENCIES, OUTSIDE AGENCIES, BUSINESSES AND INDIVIDUALS

A. SOUTHERN CALIFORNIA GAS NOTICE OF APPLICATION

Southern California Gas request to change rates for gas transportation.

B. NOTICE OF PUBLIC HEARING

Proposed amended rule 1148.2 – Notification and reporting requirements for oil and gas wells and chemical suppliers.

C. WATER USAGE DATA

Monthly water usage data, tier 2 projection and water supply information.

• **OTHER ITEMS**

– SOCIAL MEDIA HIGHLIGHTS AND NEWSPAPER ARTICLES

Copies of the week's social media posts and local newspaper articles are attached for your information.

– MISCELLANEOUS ITEMS

Items of interest are included.



Scott Stiles
City Manager

City of Garden Grove
INTER-DEPARTMENT MEMORANDUM

To:	Scott C. Stiles	From:	William E. Murray
Dept.:	City Manager	Dept.:	Public Works
Subject:	Refuse Contract Implementation Update	Date:	October 19, 2022

OBJECTIVE

To provide City Council with an update on program implementation of the recycling, organics materials, and solid waste collection amended and restated exclusive franchise agreement with Republic Services (Agreement).

BACKGROUND

In September 2016, then-Governor Jerry Brown signed Senate Bill 1383 (SB 1383, Lara, 2016) to achieve a reduction in the statewide disposal of organic waste. Organic waste is comprised of food scraps, green waste, landscape and pruning waste, wood and lumber, paper products, manure, biosolids, digestate and sludges.

In order to comply with state mandates and add additional services, the City approved an amended and restated franchise agreement with Republic Services in June 2022 that included new programs and services for the City. The Agreement went into effect on July 1, 2022.

DISCUSSION

Residential Organics Program (Food Waste in Brown Cart)

The residential food waste program began September 1, 2022. All residential customers who subscribe to cart services were directly notified of the new organics recycling program with a letter and two (2) robocalls from Republic Services on August 4th and August 25th. In addition, City staff launched a recycling information hotline, (714) 741-5344, and developed a City organics recycling webpage, ggcity.org/organics-recycling. Other outreach included City publications from the Office of Community Relations, including press releases, CityWorks, the Parks and Recreation Guide, the Garden Grove Communicator, and the Vietnamese newsletter. All publications can be accessed through the City's Organics recycling webpage - Additional Resources - Dropbox link.

Initial Challenges with the Residential Organics Program

Public Works and Republic Services staff have received feedback from residents with concerns about collection containers and cleanliness. There is also significant public interest in obtaining free kitchen pails that are used to store organic waste. Residents who contact the City or Republic Services are being advised that a limited number of

REFUSE CONTRACT IMPLEMENTATION UPDATE

October 19, 2022

Page 2

free kitchen pails will be distributed at a community meeting to be held on Wednesday, November 30, 2022. Event planning is currently ongoing and will allow residents to have their questions answered directly. Republic Services currently has kitchen pails available for purchase at their CVT location in Anaheim. Staff is also purchasing approximately 3,000 kitchen pail units that will be made available for free to Garden Grove residents at a later date at Republic Services' CVT location in Anaheim. Staff will notify the public through social media when these free pails are available.

Commercial and Multi-Family Auto-enrollment

As of August 2022, over 22% of commercial and multi-family generators have recycling services and are compliant with recycling regulations. Less than 13% of commercial and multi-family generators have organics recycling services in compliance with the organics recycling regulations. Republic Services completed site visits for 2,020 commercial and multi-family accounts in 2022. During these visits, a Recycling Coordinator advised onsite staff of the state requirements and provided recommendations for compliance.

Commercial and multi-family generators that are not compliant with regulations will be automatically enrolled with the lowest service level beginning in late 2022. Public Works and Republic Services staff will be piloting the auto-enrollment program in late November. Generators in the auto-enrollment program will receive a postcard announcing the program. The postcard notifies customers they have thirty (30) days before containers are delivered to contact Republic Services for questions or "right size" their service levels. The remaining non-compliant generators will be automatically enrolled throughout calendar year 2023. Full compliance is anticipated by January 1, 2024 in alignment with the City's Notice of Intent to Comply that was submitted to CalRecycle, the state enforcement agency.

Additional Programs

- **City Facility Organics and Recyclables Collection:** All City facilities require recycling and organics recycling programs. Public Works staff are in the process of procuring internal collection containers before final program roll-out to all City facilities.
- **Abandoned Items and Alley Sweeps Cleanup Program:** The program launched in September 2022 and has been successful in clearing areas with frequent abandoned items and litter accumulation throughout the City.
- **Free Multi-family Bulky Item Collection:** Republic Services is now offering bulky item pickup services for multi-family properties as required in the Agreement. Recycling coordinators are actively working with property managers to educate their tenants of the new program.

REFUSE CONTRACT IMPLEMENTATION UPDATE

October 19, 2022

Page 3

- **Edible Food Recovery:** Republic Services is currently reviewing the proposal provided by Abound Food Care to fulfill edible food recovery Agreement requirements.
- **Neighborhood Cleanup Events, Compost Giveaway Event, Annual Shred Event:** The City and Republic Services will be hosting six (6) cleanup events and one (1) compost giveaway event in Spring 2023. The shred event is being scheduled for fall of 2023. Staff will provide the calendar of events when they have been confirmed with Republic Services.
- **Sharps Collection Program:** Residents can now call Republic Services to request their free sharps mail-back containers. Information on the program was included in the September CityWorks newsletter and is on the City's website.
- **Performance Monitoring:** As part of the implementation of the new agreement with Republic Services, City staff has started to track problems and issues in a centralized database. Further updates will be provided in January's City Council presentation.

SUMMARY

Public Works staff continues to work with Republic Services and meet on a monthly basis (see sample monthly meeting document) to ensure all new elements of the Agreement are being tracked, implemented, and monitored. As a result, the City's residents and businesses are receiving the services and the City is making progress towards full compliance with recycling regulations. A formal presentation to the City Council is being planned for Tuesday, January 24, 2023 to provide a six-month contract review.



WILLIAM E. MURRAY, P.E.
Public Works Director



By: Ana V. Neal
Principal Administrative Analyst

Attachment: October 5, 2022 Monthly Meeting Document

Franchise
Management Meeting
City of Garden Grove



GARDEN GROVE



**REPUBLIC
SERVICES**

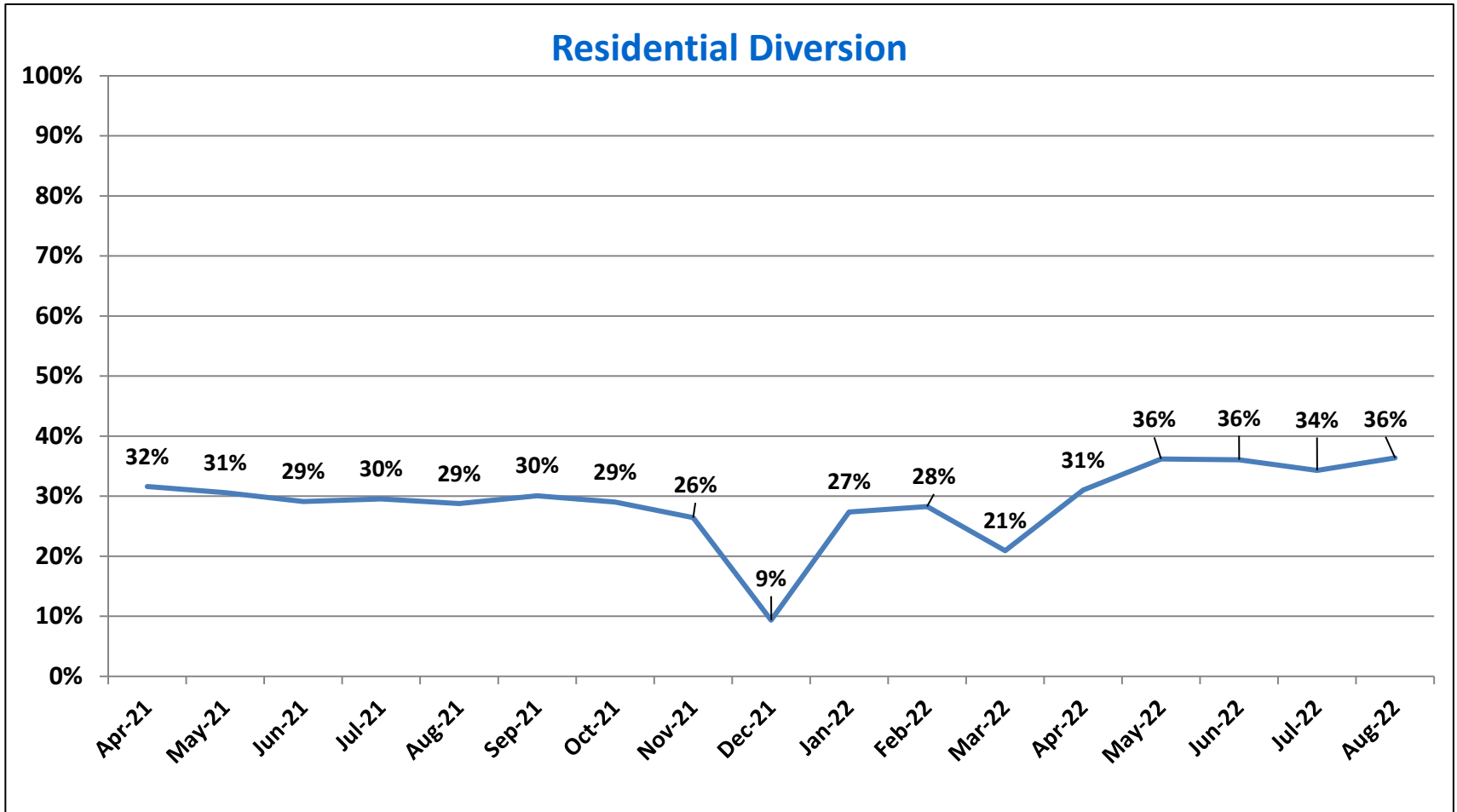


October 5, 2022

AGENDA FOR OCTOBER 5, 2022

1. Action Items (**red font**=open items)
2. 2022 YTD Diversion Tracking: **17%**
3. Customer Outreach Tracking
4. Contractor Responsibilities and Report Tracking
5. Commercial Recycling – Self Haul Permitting Process

DIVERSION TRACKING - RESIDENTIAL



**Garden Grove Meeting Notes
Meeting 10/5/2022**

Row	Action Item	Date of Initial Discussion	Action Item Notes	Responsible Party
1	Pending Reports	1/14/19	<p>A) MCR and MORE Site Visits - 5/4/22: Republic reported that site visits have been completed by Mariposa for areas 1 and 2, and are in progress for area 3. 8/2/22: Mariposa has provided the data to Derek in order for it to be filtered for submission. Republic is using their own internal tools to track outreach efforts until Recyclist is available. 9/14/2022: Summary report from Republic still not provided. Item to be removed after receipt of summary report from Republic. 10/5/22: No updates at this time. Summary report to be received by 10/31/22.</p> <p>B) SB 1383 Edible Food Site Visits - 6/7/22: Cynthia is visiting all Tier 1 customers in person with the letter developed by the City. 7/6/22: Information from Cynthia will be included with report from Mariposa regarding the Tier 1 visits. Ana to verify all waivers have been provided to Republic. 8/2/22: HF&H provided the link to the City and Republic in order to track waiver requests. This tool will be used to document waiver requests and final waiver approvals moving forward. Republic has completed the Tier 1 Edible Food Generator inspection site visits. 9/14/2022: Republic to provide update on summary report. 10/5/22: No updates at this time. Summary report to be received by 10/31/22.</p> <p>C) Route Audit Section 28.3.2 - 9/28/2020: The City would like to request that Republic perform a route audit per Section 28.3.2 of the Agreement. 6/7/2022: Republic is currently completing the route audit simultaneously with site visits. 7/6/2022: Route audit results are being finalized and will be included in findings from Mariposa. 8/2/22: Republic to provide with report in item 2. 10/5/22: No updates at this time. Summary report to be received by 10/31/22.</p>	Republic
2	AB 1826/SB 1383 Implementation	11/20/18	<p>A) Self-Haul Permit - 9/14/22: City approved commercial self-haul permit form. HF&H provided final version with editing locked. City to upload form on their website. 9/27/22: HF&H to set up meeting to discuss self-haul administrative review and recordkeeping process. 10/7/22: City and HF&H will be meeting the week of 10/10/22 to discuss self-haul permit application process and two case examples. City to upload form to website once process has been finalized. HF&H to create documentation of protocols and procedures for use of self-haul form and provide to Republic. 10/14/22: Meeting to discuss self-haul process is scheduled for 10/19/22.</p> <p>B) Multifamily Dwellings with 2-4 Units - 10/7/22: The City and HF&H will be meeting the week of 10/10/22 to discuss how to best handle compliance and service recommendation for multifamily customers with 2-4 units. HF&H to provide update to Republic once a process has been finalized. 10/14/22: Meeting to discuss self-haul process is scheduled for 10/19/22.</p> <p>C) Customer Legal Response - 9/26/22: Omar to draft response for customer that inquired about thresholds of AB 341/1826 being superseded by SB 1383 for use as FAQ for other customers. 10/13/22: Ana followed up with Omar for an update.</p> <p>D) SB 1383 Waiver Form - 10/14/22: City proposed idea of converting the waiver PDF to an online fillable form. City and HF&H to discuss the week of 10/17/22.</p>	City/HF&H
3	Commercial and Multifamily Auto-Enrollment	7/26/22	<p>A) 8/19/22: City is still working on the pilot list of customers and has approved the start date to be delayed until the list is ready. 8/31/22: Republic provided finalized postcard draft with QR codes for versions in Spanish, Vietnamese, and Korean. 9/7/22: City provided list of 73 businesses for pilot auto-enrollment program. Republic to provide a revised listed with customer information. 9/13/22: Republic provided revised list with 32 recommended commercial accounts for the pilot program. 9/14/22: Republic provided updated auto-enrollment customer list with an additional customer. 9/21/22: Ana noted that the initial auto-enrollment plan has been approved by Maria Stipe and is to begin by the end of November. Republic to provide updated timeline for initial communication, outreach, and delivery. 10/5/22: Republic has confirmed delivery of first wave to begin at the end of November. Republic to provide City and Veronica copy of the postcard for final review. 10/14/22: City provided final revisions to auto-enrollment postcard. Republic to provide final version once updates have been made.</p> <p>B) 9/26/22: The City, Republic, HF&H, and City Attorney met to discuss enclosure requirements and noted code enforcement. Omar to draft a proposed updated ordinance that allows for containers to be placed outside of enclosures to review with planning. HF&H to inquire about any lenient existing development language for sample code. 10/5/22: HF&H noted that other jurisdictions have not modified their code and are instead are taking a more lenient approach to enforcement of enclosure specifications. Ana to follow up with Omar for an update. 10/13/22: Omar to provide draft updated trash enclosure ordinance by 10/21/22.</p>	City/Republic
4	Business Welcome Packet	7/27/22	<p>7/27/22: City to develop a "new business welcome packet" that will be distributed when new businesses register for their business license. 8/2/22: HF&H to assist on the business welcome packets once the initial outreach/roll-out of the new residential and commercial programs has been completed. 10/5/22: HF&H will draft letter for new businesses for City to provide with new business license applications. 10/14/22: HF&H provided updated draft of City letter for review.</p>	City

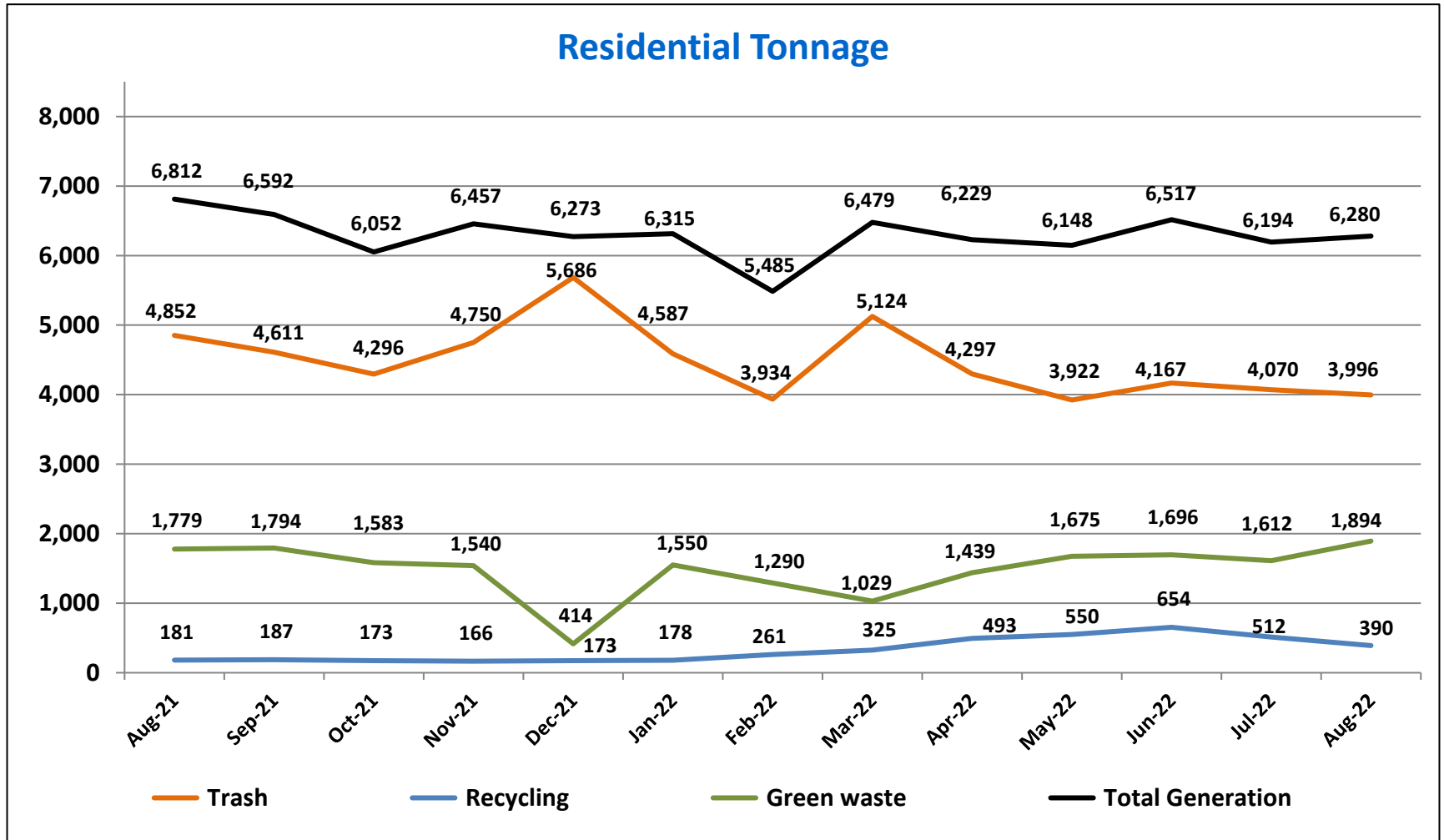
**Garden Grove Meeting Notes
Meeting 10/5/2022**

Row	Action Item	Date of Initial Discussion	Action Item Notes	Responsible Party
5	Community Outreach and Events	5/23/19	<p>A) 5/4/22: Republic to coordinate a webinar or presentation with the Chamber of Commerce members on SB 1383 after July 1. 10/5/22: No updates at this time. Republic to schedule a presentation and promote with the government affairs committee to coincide with the auto-enrollment program starting in November.</p> <p>B) 7/18/22: Neighborhood Cleanup Events (50 containers per year) - City noted to schedule the next cleanup events in February 2023, using the same locations as 2022. City staff noted they would like to focus on new program roll-out for SB 1383 for the remainder of the year. Republic will staff the events, City to provide staff as necessary for PE&O opportunities. 10/5/22: City to provide Republic possible cleanup event dates for 2023.</p> <p>C) 7/18/22: Annual Shred Event - City noted to plan the event in 2023. City would like the shred event to be combined with either a compost or cleanup event.</p> <p>D) 7/27/22: Town Hall - This item was initially discussed at the 7/27 PE&O meeting as part of the residential outreach campaign. The objective is to help give residents a demonstration of how to participate in their new organics program and a space to have their questions answered. 8/2/22: The group discussed a tentative timeline of holding these in October or November of this year. 9/20/22: The City has decided to host a town hall once an initial order of kitchen pails have been delivered.</p> <p>F) 10/5/22: Winter in the Grove Event at Village Green Park is scheduled for Saturday, December 3 from 3pm to 7pm, with an expected attendance of 5,000 - 7,000. 10/5/22: Republic confirmed attendance and will host a booth with giveaway items.</p> <p>G) 10/5/22: Compost Event: Republic has proposed March 18, does not work for City. Republic to find alternative date. 10/6/22: City to provide 2-3 alternative dates to Republic for the compost event.</p>	City/Republic
6	City Facility Recycling and Organics Recycling	11/2/20	<p>A) Senior Center: 11/23/2020: This item will serve as a monthly update on the status of the use of kitchen facilities at the Senior Center, Magnolia Park and Buena Clinton resource center. 6/7/2022: Ana received an update from the senior center that they are working to extend the meals provided to 2-3 times per week. Once meal service has been extended City staff will follow-up again. 7/6/2022: City reported no updates at this time. 8/2/2022: The City reported no updates at this time. 10/6/22: City confirmed with Senior Center staff that meal service programming has resumed. Republic confirmed this facility was included in the list of recommended services at City facilities.</p> <p>B) All City Facilities: 7/22/22: Republic provided recommendations for SB 1383 compliance at City facilities. Pending City review. 8/2/22: Phil Carter and Kate have been introduced and have yet to connect to discuss City facility implementation of new programs. City is in the process of procuring internal collection containers and would like to wait until those containers have been ordered/deployed before starting the new services with Republic. The procurement of containers is expected to take a couple of months. Veronica and Ana N. will work together on internal City outreach campaign for the new programs and will involve Republic when needed for tutorials, workshops, etc. 9/14/2022: The City is working to procure internal containers and when inform Republic when there is an update to implement collection services. 10/5/22: City noted that their Facilities Supervisor has made progress on the internal collection container order and will continue to provide updates.</p>	City
7	SB 1383 Software Updates	6/7/22	<p>6/7/22: Per new agreement, Republic will procure and set up Recyclist access for Garden Grove. Recyclist will help streamline waiver review and approval. 7/6/22: Target implementation of software is 9/15/22. 7/18/22: No updates to target launch date. 8/2/22: No updates to report at this time. Republic is still targeting 9/15. 9/14/2022: Republic to provide update. 9/23/22: Republic noted that the data upload will begin the week of 9/26/22. 10/5/22: No updates at this time, Republic to provide an update by 10/14/2022.</p>	Republic
8	2022 Annual Route Reviews for Contamination	7/6/22	<p>7/6/22: Per new agreement, Republic will complete an annual route review that meets the requirements of Section 4.10. Republic to provide methodology and plan to City staff for review. Per SB 1383, the first route reviews must be completed by 12/31/22. 9/13/22: City approved route review methodology. Republic to provide detailed schedule of route reviews to City once available so City can notify the public accordingly. 9/14/22: Republic noted that scheduling is being finalized and will provide a schedule ahead of route reviews. 10/5/22: Republic noted that the route auditor position is still open and will provide an updated timeline for route reviews. 10/14/22: HF&H noted that other jurisdictions were having issues with residents not being aware of route reviews. Republic to notify customers using robocalls, inform City staff of dates and areas, and provide proper identification for route auditors. City to post on social media and alert Police Department.</p>	City/Republic

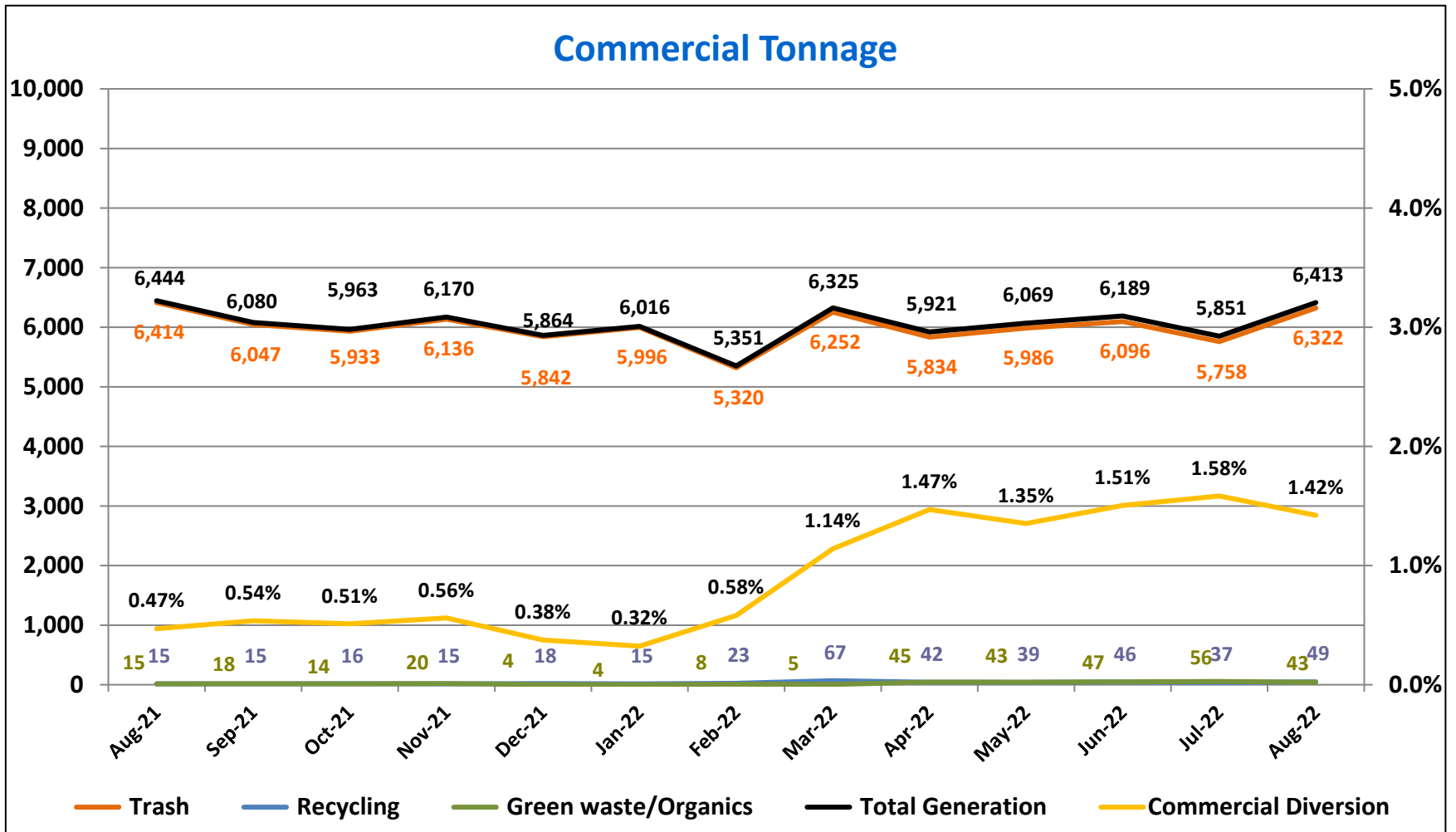
**Garden Grove Meeting Notes
Meeting 10/5/2022**

Row	Action Item	Date of Initial Discussion	Action Item Notes	Responsible Party
9	Edible Food Recovery	7/6/22	7/6/22: Per new agreement, Republic will begin inspections of Tier One Commercial Edible Food Generators, Food Recovery Organizations, and Food Recovery Services using Abound Food Care starting July 1, 2022. Republic will provide City all recordkeeping requirements and reports related to edible food recovery to comply with SB 1383. Republic to provide timeline for Abound Food Care agreement and initiation. Republic reported no updates at this time. 8/2/22: Republic will review the agreement (Exhibit B4.20) and provide an timeline for initiation of the agreed with Abound Food Care. 9/14/2022: Republic to provide update. 9/14/22: Republic noted that they are in communication with Abound Food Care and are waiting for Abound to provide a proposal for their services. 10/5/22: No updates at this time. Republic has followed up with Abound and is waiting for proposal.	Republic
10	Weekly Alley Cleanups and Abandoned Items Collection	7/6/22	A) City Workorder Integration: 7/25/22: Ana to connect City IT staff with Republic IT staff for an initial discussion regarding a workorder application that City and Republic staff can both use. 8/9/22: City IT staff confirmed they are able to integrate Republic's work order information the Public Works system. The City is looking to have this implemented by October or November. 9/14/2022: City/Republic to provide update on program roll-out. 10/5/22: City to discuss internally on 10/19/2022.	City
11	New Contract Services and Programs	7/6/22	A) Free Multi-Family Bulky Item Program: 7/27/22: Republic to have Recycling Coordinators discuss multi-family bulky item pickup programs during site visits for SB 1383 roll-out and will provide outreach to multifamily account stakeholders. Additional outreach to be performed in 2023 that will include an article in Republic's newsletter. The focus for the remainder of 2022 will be to implement SB 1383 programs. 8/25/22: City and Republic operations staff met to discuss rollout of new programs and briefly discussed multifamily bulky item program. City to send Republic list of multifamily complexes in the City that highlights the areas with consistent abandoned item issues. 10/5/22: City noted that the hotspot programs are covering a lot of the multi-family areas. Republic to have Special Service Staff set up bulky item pickup location onsite. B) Bus Stop Public Litter Container Collection – Additional locations: 7/18/22: Ana to send Republic additional locations once new containers have been delivered to the City. 8/2/22: City is still working on procurement of the new bus stop litter collection containers. 9/14/2022: No update at this time. 10/5/22: City is waiting on a quote for the containers and will be making updates to duplicate stops on the list.	City/Republic
12	Updates to Council	7/18/22	7/18/22: Ana to send Scott quarterly status reports to share with council. Reports will include charts, before/after photos, timelines, and visuals. October 1 will be the first quarterly report to council. Republic, HF&H, and City Staff to present to council on Tuesday, December 13 with updates on progress of the new contract and SB 1383 implementation/ compliance. 8/2/22: The October 1 update to council will include a reminder of the Commercial auto-enrollment. 10/5/22: Ana to provide the draft update to HF&H and Republic for review. Veronica to send copies of marketing material for presentation. Republic will be expected to provide complaint record and solutions to complaints. Republic to provide photos of progress of new programs such as alley sweeps. 10/14/22: Republic to provide information for draft memo by 10/17/22. HF&H to provide memo draft for City review by 10/18/22.	Republic/HF&H
13	Other Misc. Items	9/27/22	A) 9/27/22 Performance Monitoring: Ana and Mark to work with City IT staff to set up performance monitoring system where the City track service issues or disruptions. 10/5/22: No updates at this time. B) 9/21/22 Kitchen Pails: Ana to order an initial batch of kitchen pails directly through Sure-Close. Vendor provided an estimate of 4-8 weeks for delivery. 9/29/22: Ana to place larger order of kitchen pails through Sourcewell. 10/5/22: The City will be placing an initial order of 600 units within the next week to be delivered by the December 13th Council meeting. Mark is working on an additional order of 3,000 units through Sourcewell. C) 9/26/22 Compost Procurement: HF&H to meet with Parks Supervisor Luis Tapia to discuss procurement specifications as it relates to the current agreement and SB 1383 requirements. 10/5/22: City is looking to test the application of compost on City parks in mid-end of 2023. Republic to research any alternative compost vendors in addition to Agromin and report back to City staff on possible compost/ mulch products.	City

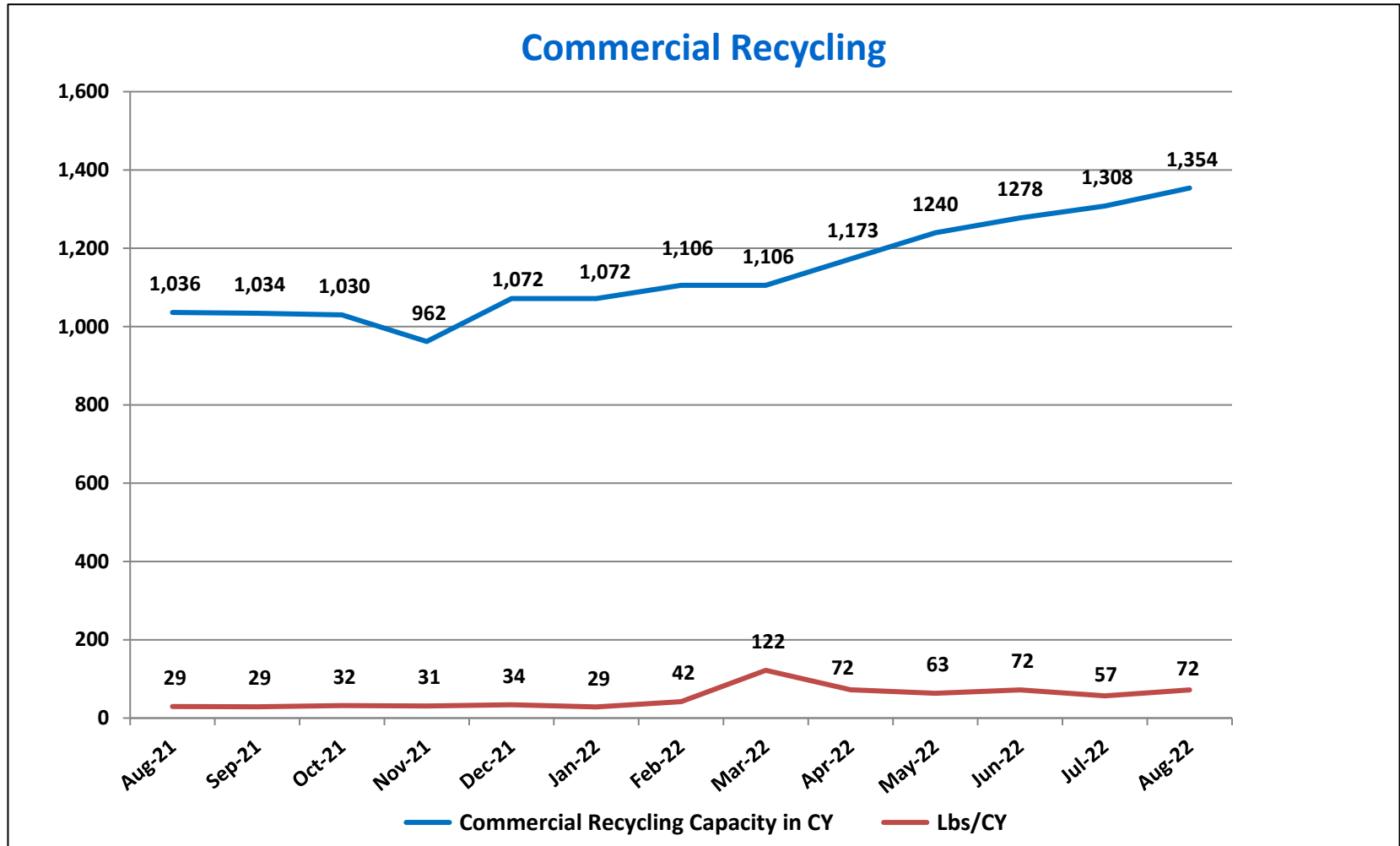
TONNAGE MONITORING – RESIDENTIAL



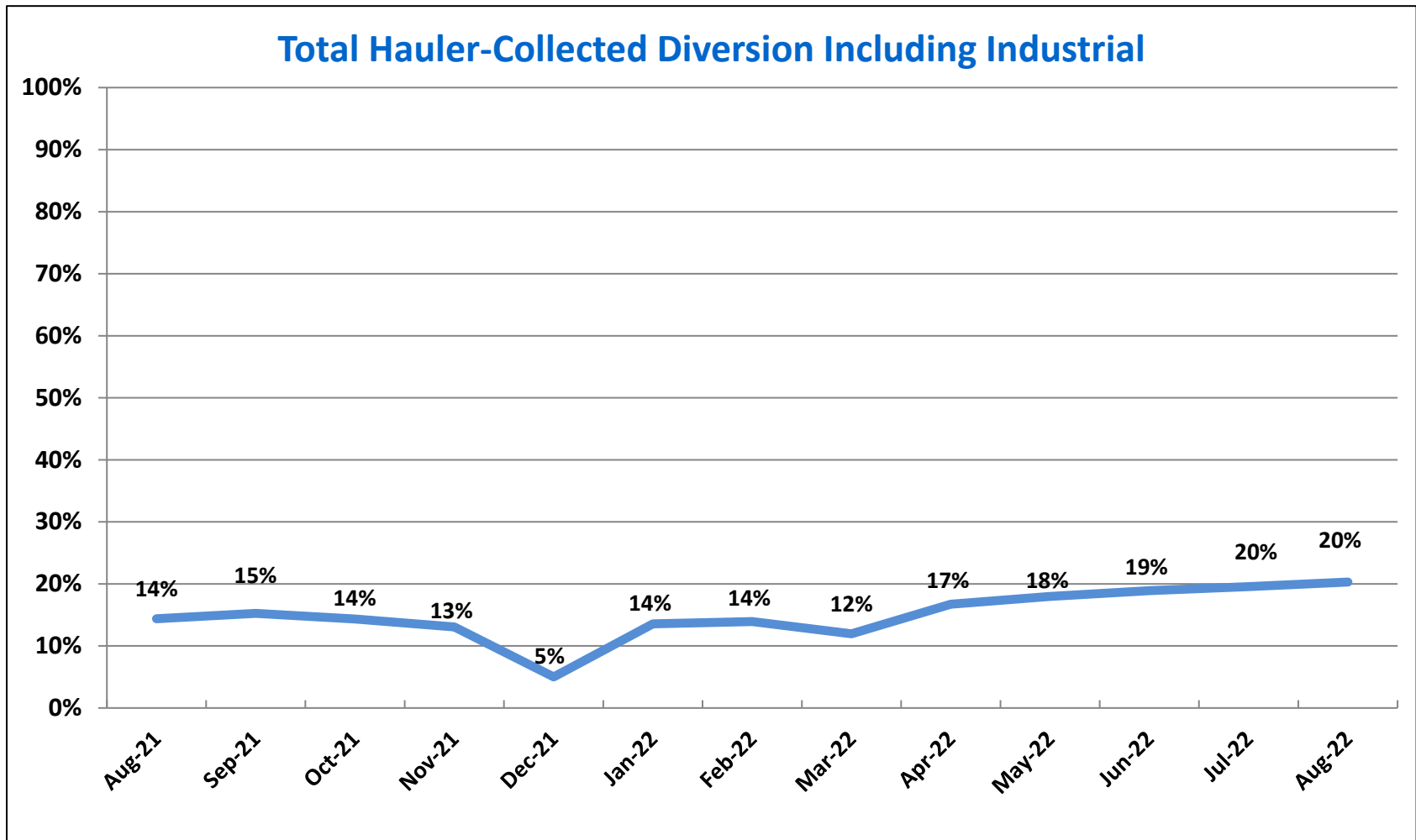
TONNAGE TRACKING - COMMERCIAL



RECYCLING CAPACITY – COMMERCIAL



DIVERSION TRACKING – TOTAL DIVERSION



REPUBLIC OUTREACH TRACKING

	Events and Outreach	Calls	Emails	Site Visits	Total Touchpoints
Jan-22	-	1	-	1	2
Feb-22	1	6	2	4	13
Mar-22	2	3	1	1	7
Apr-22	2	2	2	0	6
May-22	2	54	65	20	141
Jun-22	1	8	26	2306	2341
Jul-22	-	3	2	19	24
Aug-22	-	3	9	3	15
Q1 Total	3	10	3	6	22
Q2 Total	5	64	93	2326	2488
Q3 Total	0	6	11	22	39
2022 Total	8	80	107	2354	2549

CONTRACTOR RESPONSIBILITIES AND REPORT TRACKING – MONTHLY / QUARTERLY

Reports	Section	Template	Jul-22	Aug-22	Sep-22	Oct-22	Nov-22	Dec-22	Jan-23	Feb-23	Mar-23	Apr-23	May-23	Jun-23
Monthly / Quarterly - due 20 calendar days after the end of the report month.														
Tonnage / Diversion Report	Exhibit F 1A/1B	NA	✓	✓	Due 10/20									
Revenue Report - Gross receipts by sector	Exhibit F 1C	NA	✓	✓	Due 10/20									
Customer Subscription and Collection Report - Service levels, temporary activity, and SB 1383 waivers	Exhibit F 1D	NA	✓	✓	Due 10/20									
City Services Report - Services and diversion rate at City facilities	Exhibit F 1E	NA	NA	NA	NA									
Customer Service Report - Activities related to Customer Service remediation; courtesy pickups, tagged containers	Exhibit F 1F	SB 1383 Monthly Hauler Report*	✓	✓	Due 10/20									
Contamination Monitoring Report - Route review activities	Exhibit F 1G	SB 1383 Monthly Hauler Report	✓	✓	Due 10/20									
Education and Outreach - Copies and details of all public education and outreach materials	Exhibit F 2A	SB 1383 Monthly Hauler Report	Due 10/20											
Franchise Fee - July 1, 2022 - June 30, 2023: 9%	Section 7.1	NA	✓	✓	Due 10/20									

Republic SB 1383 Implementation Plan - Tracking

Description	JULY			AUGUST			SEPTEMBER			OCTOBER		
1. City Letter	7/5-22 Develop [RS]	7/18-22 Finalize with City Approval [GG]	7/25-8/5 Print [RS]		8/8-12 Mail [RS]							
2. Recycling Guide (Resi)	7/5-22 Develop [RS]	7/18-22 Finalize with City Approval [GG]	7/25-8/5 Print [RS]		8/8- Mail (Ongoing) [RS]							
3. Organics Cart Label	7/5-22 Develop [RS]	7/18-22 Finalize with City Approval [GG]	7/25-8/5 Print [RS]		8/8-12 Mail [RS]							
4. Quarterly Newsletter										10/3-14 Develop [RS]	10/17-21 Finalize with City Approval [GG]	Q4 - Print Once per Quarter [RS]
5. Auto Enrollment - Pilot										TBD Identify 30 customers for auto enrollment [RS]		TBD Send information postcard [RS]
6. Postcard (for Auto-Enrollment Pilot & Citywide Rollout)		7/11-22 Develop [RS]	7/25-29 Finalize with City Approval [GG]								TBD Print [RS]	TBD Mail [RS]
7. Recycling Guide (Commercial and MF)	7/5-22 Develop [RS]	7/18-22 Finalize with City Approval [GG]	7/25-8/5 Print [RS]									
8. How To Flyers-Recyclable Materials & Organic Materials	7/5-22 Develop [RS]	7/18-22 Finalize with City Approval [GG]	7/25-8/5 Print [RS]		8/8-12 Mail [RS]							
9. Websites (City and RS)	7/11-22 Update and upload new materials and info. Include sections for SF, COM, & MF [RS & GG]											
10. Robo Calls (Residential)	7/5-22 Develop Script [RS]	7/11-15 Finalize with City Approval [GG] 7/18-22 Acquire call list from City [GG]	7/28-29 Deploy [RS]									
11. Contamination Tag, Non-Collection & Courtesy PU Notices (Resi and Com)			7/18-29 Develop [RS]	8/1-5 Finalize with City Approval [GG]	8/8-19 Print [RS]							
12. Recyclist Software	7/1-5 Provide initial customer data (2-month upload process) [RS]	7/15 - 10/15 Recyclist data transition complete and ready to use [RS]										
13. Annual Route Reviews	Submit route review methodology and execute by 12/31/2022 [RS]											

Implementation Plan and Schedule (Proposed)

	JUL	AUG	SEP	OCT	NOV	DEC	JAN	FEB	MAR	APR	MAY	JUN
1. Residential Outreach	Recycling Guide - Ongoing	8/12 City Letter and Organics Cart Label (Mailed)	Recycling Guide - Ongoing									
2. Commercial and MF Outreach	7/22 How To Flyers – Recycleable and Organics Materials (Flyers and Posters)	8/5 Recycling Guide		<i>TBD</i> Postcard for Auto-Enrollment Pilot and Citywide Rollout (Mailed)	<i>TBD</i> Auto-Enrollment Pilot (30 Customers)							
3. Additional Outreach	7/22 Websites (City and RS)											
	7/29 Robo Calls (Residential)	8/19 Contamination Tag, Non-Collection & Courtesy PU Notices (Resi and Comm)				<i>TBD</i> City Facilities Container Delivery						
4. Recyclist Software				<i>10/3</i> Upload begins <i>TBD</i> Utilize in Field								
5. Kitchen Pails Available for Purchase Only			9/1 Available									
6. Annual Route Reviews	Submit route review methodology and execute by 12/31/2022.						1/15 Submit 2023 route review methodology. Execute by 12/31/23.					

COMMERCIAL RECYCLING – SELF HAUL PERMITTING PROCESS

■ Rexel USA, 7366 Oranewood Ave.

■ Current Service Levels:

- R/O MSW 30yd – Min Load
- R/O Metal 15yd – On Call

■ Other Programs:

- Self Hauls Cardboard

■ Compliance Action:

- Food Waste Program Recommended
- Self Haul Application
- Is additional program needed?

■ S&J Plastering, 10655 Stanford Ave.

■ Current Service Levels:

- 1-3yd FL 2x/wk

■ Other Programs:

- Self Hauls ALL Recyclables 2x/year (stored on site)

■ Compliance Action:

- Organics Program?
- Self Haul Application for Recyclables
- Is there a minimum service level for self hauling?



CITY OF GARDEN GROVE

October 19, 2022

Craig Segall
Deputy Executive Officer
California Air Resources Board
1001 I Street
Sacramento, CA 95814

Steve Jones

Mayor

Diedre Thu-Ha Nguyen

Mayor Pro Tem - District 3

George S. Brietigam

Council Member - District 1

John R. O'Neill

Council Member - District 2

Patrick Phat Bui

Council Member - District 4

Stephanie Klopfenstein

Council Member - District 5

Kim Bernice Nguyen

Council Member - District 6

RE: League of California Cities Comments on the Draft ACF Public Fleets Regulatory Language

The City of Garden Grove appreciates the opportunity to provide comments on the Advanced Clean Fleets (ACF) draft regulatory language (September 2 iteration) for public fleets as presented at the California Air Resources Board's (CARB) July 26 public workshop.

Given that zero-emission vehicle (ZEV) availability is critical to the successful implementation of the ACF rule, we have focused on these provisions in our comments. Our core recommendations are for CARB to include a robust, transparent framework to assess ZEV commercial availability, as well as a separate exemption process when ZEVs are not accessible to public agencies in practice or are unsuitable for the fleet's operational needs.

The proposed regulations ignore existing market realities and the time needed to develop and ramp up an infrastructural system that can support an electrified fleet of waste, water, and sewer utility vehicles.

For example, existing zero-emission technology limits a garbage truck's range to 100 miles or less, with a payload loss of 6,000 to 7,000 pounds. This reduction in payload capacity, combined with the time needed to charge a truck, means that agencies would need two garbage trucks for each one in service, significantly increasing costs for both vehicle infrastructure and labor.

Many of these vehicles are not commercially available. If a city has planned for supporting infrastructure and budgeted for such purchases, it should be recognized by CARB and receive an extension for compliance instead of being penalized for vehicles not yet available. The proposed regulations should also be modified to ensure that established and reliable manufacturers can adequately produce and service these vehicles for years to come.

League of California Cities Comments on the Draft ACF Public Fleets Regulatory Language


October 19, 2022

Page 2

If required to follow the proposed regulation as drafted, the projected infrastructure and fleet costs will add substantial rate increases across multiple public works and utility service departments. Cities across the state are pursuing environmentally sound and robust strategies to decarbonize their communities. However, this proposed regulatory language does not account for rising utility costs, and substantial mandates from multiple regulatory bodies, so we urge CARB to consider these impacts to ensure success for communities without further exacerbating the affordability issues facing many of our cities and residents.

Again, thank you for allowing us the opportunity to provide written responses to the proposed Advance Clean Fleets Regulations.

Sincerely,

A handwritten signature in black ink that reads "Steve Jones". The signature is written in a cursive, flowing style.

Steve Jones
Mayor

c: Senator Tom Umberg, 34th District, (Quyten.Tran@sen.ca.gov)
Assembly Member Tom Daly, 69th District, (Roxanne.Chow@asn.ca.gov)
Assembly Member Janet Nguyen, 72nd District, (Jenny.Tran@asm.ca.gov)
Tony Cardenas, League of California Cities, (TCardenas@cacities.org)
Meg Desmond, League of California Cities, (cityletters@calcities.org)
Lauren Kline, ACCOC, (lkline@accoc.org)

Esté es un anuncio de que sus tarifas pueden cambiar. Para más detalles en español llame al 1-800-342-4545.

**NOTICE OF APPLICATION
SOUTHERN CALIFORNIA GAS REQUEST
TO CHANGE RATES FOR GAS TRANSPORTATION
(COST ALLOCATION PROCEEDING)
APPLICATION FILING A.22-09-015**

Why am I receiving this notice?

On September 30, 2022, Southern California Gas Company (SoCalGas®) filed its Cost Allocation Proceeding (CAP) Application (A.22-09-015) with the California Public Utilities Commission (CPUC) to revise its rates for natural gas transportation. If approved, the proposed changes in rates will begin on January 1, 2024, and conclude on December 31, 2027.

Why is SoCalGas requesting this rate change?

The CAP is a regulatory proceeding in which SoCalGas updates the distribution of its costs of providing gas service to customer classes and determines the transportation rates it charges customers. The costs being distributed in this CAP, include gas transmission, gas distribution, underground storage, and customer-related costs. While the division of costs is determined in the CAP, the dollar amounts of the costs are presented and determined in a separate CPUC proceeding. SoCalGas also forecasts how much gas its customers may use (i.e., demand) and the gas prices used to calculate various rate components in this proceeding, including company use fuel and unaccounted for gas. All these forecasts have an impact on customers' rates.

How could this affect my monthly gas rates?

SoCalGas's dollar amount of costs to be recovered in 2024 rates are not determined yet. If SoCalGas's rate request is approved by the CPUC, the average non-CARE residential monthly bill using 36 therms per month would decrease by approximately \$0.53 or 1% per month in 2024 if the dollar amount of costs in 2024 are kept at the present 2022 level.

Currently, SoCalGas's non-CARE residential customers' bills contain a \$5 per month fixed customer charge and gas usage cost based on gas usage rate and volume of gas used. In this CAP, SoCalGas is proposing to keep the \$5 per month customer charge in 2024 but increase it to \$10, \$15, and \$20 respectively in 2025, 2026, and 2027. Increase in customer charges will be implemented together, with lower gas usage rates in 2025, 2026, and 2027.

**SOUTHERN CALIFORNIA GAS
COMPANY
Illustrative Change in Class Average
Rates Due to
Proposed CAP Effective January 1,
2024**

Customer Class	Present Rates (¢/therm)	Proposed 2024 Rates (¢/therm)	¢/therm Change (¢/therm)	Change (%)
Residential (Core)*	109.0	108.3	(0.7)	-0.6%
Commercial/Industrial (Core)*	63.1	68.9	5.7	9.1%
Commercial/Industrial- Distribution Level (Noncore)	18.2	20.1	1.9	10.5%
Electric Generation- Distribution Level Tier 1 (Noncore)**	28.3	29.7	1.4	5.0%

RECEIVED
CITY OF GARDEN GROVE
CITY CLERK'S OFFICE
2022 OCT 17 PM 3:01

Electric Generation-Distribution Level Tier 2 (Noncore)**	20.9	23.2	2.3	11.1%
Transmission Level Service***	14.2	16.9	2.8	19.6%
Backbone Transportation Service (¢/decatherm/day)****	36.8	50.1	13.3	36.1%
System Total	43.2	47.7	4.5	10.4%

* Core customers generally use smaller quantities of gas and the utility purchases their gas.

** Noncore customers are generally large gas users who purchase their own natural gas supplies for SoCalGas to transport.

*** Transmission Level Service is for noncore service on the Local Transmission System from the SoCal Citygate.

**** Backbone Transportation Service are rights that customers may purchase to transport gas over the backbone system to the SoCal Citygate. Core customers who purchase gas supplies from SoCalGas have this charge included in the gas commodity rate.

How does the rest of this process work?

This application will be assigned to a CPUC Administrative Law Judge who will consider proposals and evidence presented during the formal hearing process. The Administrative Law Judge will issue a proposed decision that may adopt SoCalGas's application, modify it, or deny it. Any CPUC Commissioner may sponsor an alternate decision with a different outcome. The proposed decision, and any alternate decisions, will be discussed and voted upon by the CPUC Commissioners at a public CPUC Voting Meeting.

Parties to the proceeding may review SoCalGas's application, including the Public Advocates Office. The Public Advocates Office is an independent consumer advocate within the CPUC that represents customers to obtain the lowest possible rate for service consistent with reliable and safe service levels. For more information, please call 1-415-703-1584, email PublicAdvocatesOffice@cpuc.ca.gov, or visit PublicAdvocates.cpuc.ca.gov.

Where can I get more information?

Contact SoCalGas

Email: ghealy@socalgas.com

Mail: Gregory Healy, Regulatory Business Manager for SoCalGas, 555 West Fifth Street, GT14D6, Los Angeles, CA 90013

A copy of the Application and any related documents may also be reviewed at www.socalgas.com/regulatory/cpuc

Contact CPUC

Please visit apps.cpuc.ca.gov/c/A2209015 to submit a comment about this proceeding on the CPUC Docket Card. Here you can also view documents and other public comments related to this proceeding.

Your participation by providing your thoughts on SoCalGas's request can help the CPUC make an informed decision.

If you have questions about CPUC processes, you may contact the CPUC's Public Advisor's Office at:

Phone: 1-866-849-8390 (toll-free) or 1-415-703-2074

Email: Public.Advisor@cpuc.ca.gov

Mail: CPUC Public Advisor's Office
505 Van Ness Avenue
San Francisco, CA 94102

Please reference **Application 22-09-015** in any communications you have with the CPUC regarding this matter.

NOTICE OF PUBLIC HEARING

PROPOSED ADOPTION OF, OR AMENDMENT TO, THE RULES AND REGULATIONS OF THE SOUTH COAST AIR QUALITY MANAGEMENT DISTRICT AND PROPOSED SUBMISSION INTO THE STATE IMPLEMENTATION PLAN

**RE: Proposed Amended Rule 1148.2 –
Notification and Reporting Requirements for Oil and Gas Wells and Chemical Suppliers**

NOTICE IS HEREBY GIVEN that a public hearing on the matter of adoption of rules and regulations for the South Coast Air Quality Management District (South Coast AQMD), or the amendments thereto, will be held on Friday, **November 4, 2022** in the Dr. William A. Burke Auditorium at South Coast AQMD, 21865 Copley Drive, Diamond Bar, CA 91765, at 9:00 a.m., at which time evidence will be taken and all interested persons will be heard by the South Coast AQMD Governing Board. The meeting will be conducted through a hybrid format of in-person and/or virtual attendance via videoconferencing and by telephone with opportunities for public comment. Given the health and safety concerns regarding the coronavirus (COVID-19), auditorium seating availability may be limited, and meeting format may be changed to full remote via webcast. Please refer to the South Coast AQMD's website for information regarding the format of the Public Hearing, updates if the meeting is changed to a full remote via webcast format, and details on how to participate: <http://www.aqmd.gov/home/news-events/meeting-agendas-minutes>.

NOTICE IS FURTHER GIVEN that the South Coast AQMD is considering the adoption of Proposed Amended Rule 1148.2 – Notification and Reporting Requirements for Oil and Gas Wells and Chemical Suppliers (PAR 1148.2) to expand notifications and increase notification times of well activities that can impact nearby sensitive receptors, and further track chemicals used at well sites. PAR 1148.2 would include new notification requirements for acidizing of injection wells and workover rig operations; change notification time from no less than 48 hours to no less than 72 hours prior to start of drilling, well completion, rework or acidizing of an oil, gas, or injection well; reduce the number of allowable extensions from five to three; remove outdated reporting requirements; and require annual reporting of chemicals used at well sites.

NOTICE IS FURTHER GIVEN that PAR 1148.2 will be submitted to the California Air Resources Board and the United States Environmental Protection Agency for inclusion into the State Implementation Plan.

NOTICE IS FURTHER GIVEN that PAR 1148.2 implements Sections 110, 172, and 182(e) of the Federal Clean Air Act.

NOTICE IS FURTHER GIVEN that a written analysis pursuant to Health and Safety Code Section 40727.2 has been prepared that identifies all existing state and federal air pollution control requirements, all existing and proposed South Coast AQMD rules and regulations, and all air pollution control requirements that apply to the same equipment or source type as the rule proposed for adoption.

NOTICE IS FURTHER GIVEN that pursuant to California Environmental Quality Act (CEQA) Guidelines Sections 15002(k) and 15061, PAR 1148.2 is exempt from CEQA pursuant to CEQA Guidelines Sections 15061(b)(3). A Notice of Exemption will be prepared pursuant to CEQA Guidelines Section 15062, and if the proposed project is approved, the Notice of Exemption

will be filed for posting with the county clerks of Los Angeles, Orange, Riverside and San Bernardino counties, and the State Clearinghouse of the Governor's Office of Planning and Research.

NOTICE IS FURTHER GIVEN that the South Coast AQMD staff has prepared the documents, for consideration by the South Coast AQMD Governing Board, including:

- Draft PAR 1148.2
- Draft Staff Report for PAR 1148.2
- Comparative Analysis for PAR 1148.2, included in the Draft Staff Report

NOTICE IS FURTHER GIVEN that the above documents may be obtained from the South Coast AQMD website at <http://www.aqmd.gov/home/rules-compliance/rules/scaqmd-rule-book/proposed-rules/rule-1148-2>, or by calling the Public Information Center at (909) 396-2001, or from: Derrick Alatorre – Deputy Executive Officer/Public Advisor, South Coast AQMD, 21865 Copley Drive, Diamond Bar, CA 91765, (909) 396-2432, PublicAdvisor@aqmd.gov.

NOTICE IS FURTHER GIVEN that at the conclusion of the Public Hearing, the South Coast AQMD Governing Board may make other modifications to PAR 1148.2, which are justified by the evidence presented, or may decline to adopt some or all of the proposed amended rule.

Questions, comments, or requests for clarification regarding PAR 1148.2 can be directed to: Jose Enriquez at jenriquez1@aqmd.gov, (909) 396-2640. CEQA inquiries can be directed to: Kevin Ni, kni@aqmd.gov, (909) 396-2462. Socioeconomic Impact Assessment inquiries can be directed to: Brian Vlasich, bvlasich@aqmd.gov, (909) 396-2167. Comments and inquiries can also be submitted to the attention of the above person(s) to Planning, Rule Development and Implementation, South Coast AQMD, 21865 Copley Drive, Diamond Bar, CA 91765.

Interested persons may provide oral or written statements at the Public Hearing. Ten (10) copies of all hard copy written materials must be submitted to the Clerk of the Boards. Individuals who wish to submit written or electronic comments must submit such comments to: Clerk of the Boards, 21865 Copley Drive, Diamond Bar, CA, 91765-4178, (909) 396-2500, or to cob@aqmd.gov on or before 5:00 p.m. on Tuesday, November 1, 2022.

Americans with Disabilities Act and Language Accessibility

Disability and language-related accommodations can be requested to allow participation in the Governing Board meeting. The agenda will be made available, upon request, in appropriate alternative formats to assist persons with a disability (Gov. Code Section 54954.2(a)). In addition, other documents may be requested in alternative formats and languages. Any disability or language-related accommodation must be requested as soon as practicable. Requests will be accommodated unless providing the accommodation would result in a fundamental alteration or undue burden to the South Coast AQMD. Requests can be sent to the Clerk of the Boards, South Coast AQMD, 21865 Copley Drive, Diamond Bar, CA, 91765-4178, at (909) 396-2500 (for TTY, 909-396-3560) or send the request to cob@aqmd.gov.

DATED: September 23, 2022

FAYE THOMAS
Clerk of the Boards



Memorandum

DATE: October 18, 2022
TO: Member Agencies – MWD OC Divisions Two & Three
FROM: Larry Dick, Director – Division Two
Bob McVicker, Director – Division Three
SUBJECT: Monthly Water Usage Data, Tier 2 Projection & Water Supply Information

The attached figures show the recent trend of water consumption in Orange County (OC), an estimate of Imported Water Sales for MWD OC, and selected water supply information.

- OC Water Usage, Monthly by Supply **OCWD Groundwater was the main supply in August.**
- Estimated OC Water Usage, Monthly, Comparison to Previous Years Water usage in August **2022 was below average compared to the last 5 years.** We are projecting a decrease in overall water usage compared to FY 2021-22. On July 8th 2021, state officials have ask California residents to voluntary reduce their water usage by 15% compared to 2020 levels.
- Historical OC Water Consumption Orange County M & I water consumption is **projected to be 535,000 AF in FY 2022-23** (this includes ~11 TAF of agricultural usage and non-retail water agency usage). This is about **11,000 AF less than FY 2021-22** and is about **25,000 AF less than FY 2020-21**. Water usage per person is projected to be slightly lower in **FY 2021-22 for Orange County at 151 gallons per day** (This includes recycled water usage). Although OC population has increased 20% over the past two decades, water usage has not increased, on average. A long-term decrease in per-capita water usage is attributed mostly to Water Use Efficiency (water conservation) efforts. **O.C. Water Usage has declined significantly since the FY 2013-14. Since FY 2013-14 average O.C. Annual Water usage is 535,000 AF, a decline of 86,500 AF since FY 2013-14.**

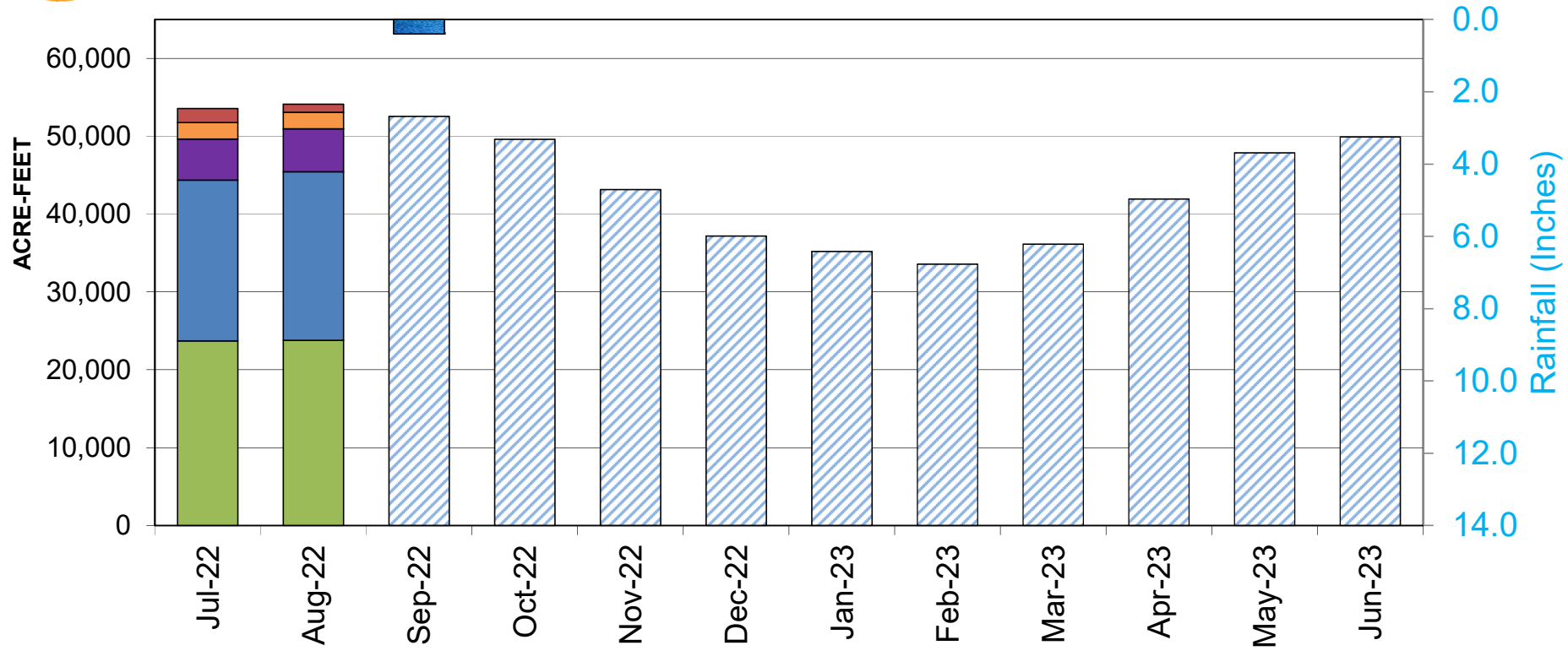
Water Supply Information Includes data on Rainfall in OC; the OCWD Basin overdraft; Northern California and Colorado River Basin hydrologic data; the State Water Project (SWP) Allocation, and regional storage volumes. The data have implications for the magnitude of supplies from the three watersheds that are the principal sources of water for OC. Note that a hydrologic year is Oct. 1st through Sept. 30th.

- Orange County's accumulated precipitation through **late September was below average** for this period. Water year to date rainfall in Orange County is **7.43 inches**, which is **57% of normal**.
- Northern California accumulated precipitation through **late September was 86% of normal for this period**. Water Year 2021 was 48% of normal while water year 2020 was 63% of normal. The **Northern California snowpack was 27% as April 1st, 2022. As of late September, 99.76%** of California is experiencing **moderate to severe drought conditions**. **40.91%** of California is experiencing **extreme to exceptional drought conditions**. The State Water Project Contractors Table A Allocation was decreased in March to 5% for WY 2022.
- Colorado River Basin accumulated precipitation through **late September was 100% of normal** for this period. The **Upper Colorado Basin snowpack was 86% of normal** as of April 15th 2022. **Lake Mead and Lake Powell** combined have about **37.0% of their average storage volume** for this time of year and are at **26.2% of their total capacity**. For the first time on the Colorado River, Lake Mead's **levels have fallen below the "trigger" limit of 1,075 ft. at the end of a calendar year**. The US Bureau of Reclamation (USBR) has declared a shortage at Lake Mead, impacting Colorado River water deliveries to the Lower Basin states. Lake Mead as of early September was **29.79' BELOW the "trigger" limit**. The USBR has declared a **shortage on the Colorado River starting January 1st 2022. There is a 100% chance of shortage continuing in 2023, 93% in 2024, 100% in 2025 and 93% in 2026.** Lake Mead as of late September was **0.21' ABOVE the State of California "trigger" limit. There is a 0% chance of shortage for California in 2023, 77% in 2024 (-282 TAF), 71% in 2025 (-302 TAF) and 67% in 2026 (-293 TAF).**



Fig. 1 OC Water Usage, Monthly by Supply with projection to end of fiscal year

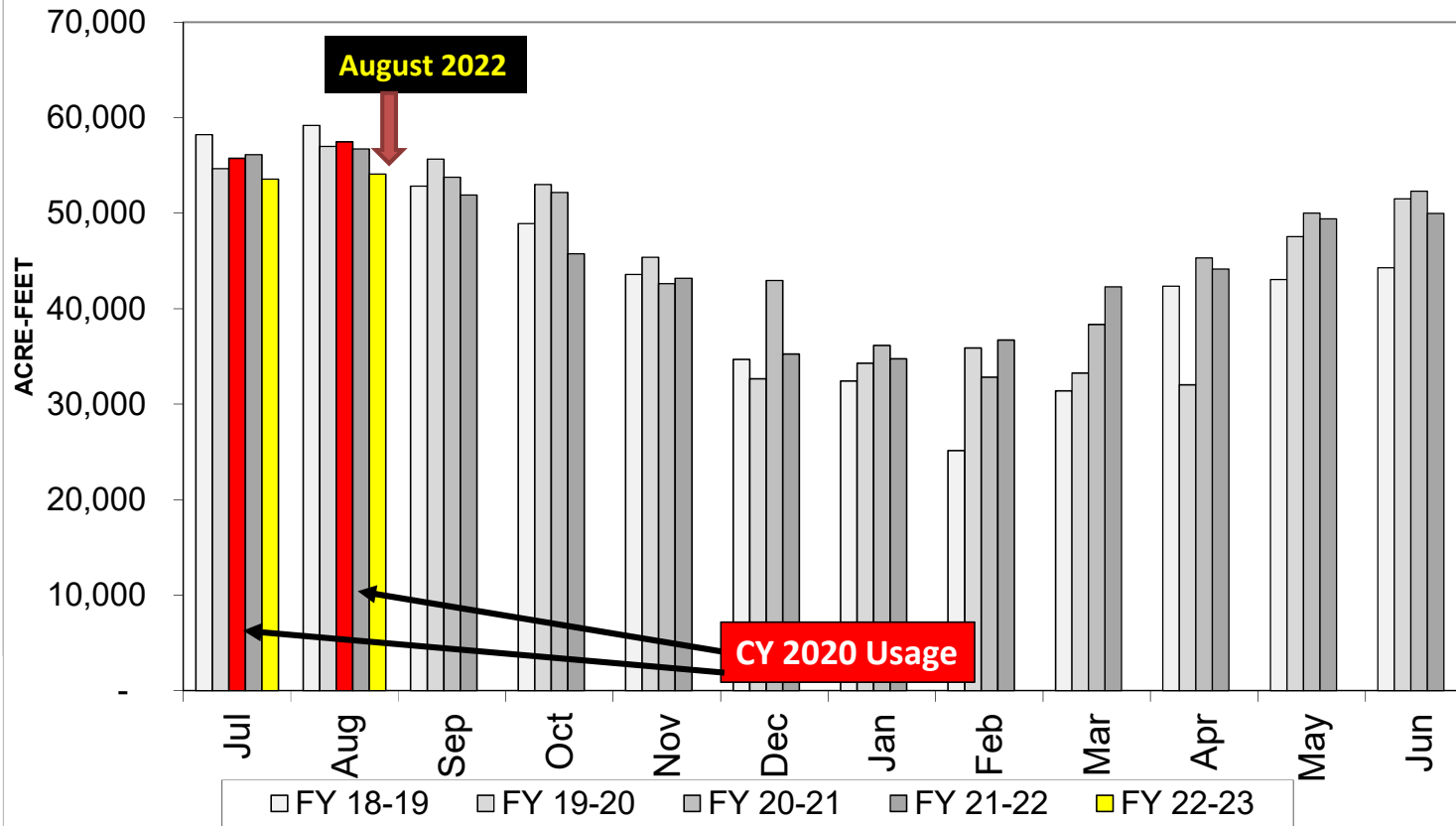
- Surface Water
- Recycled (Non Potable)
- Non-OCWD Groundwater
- Import [1]
- projected [3]
- Rainfall
- OCWD Basin [2]



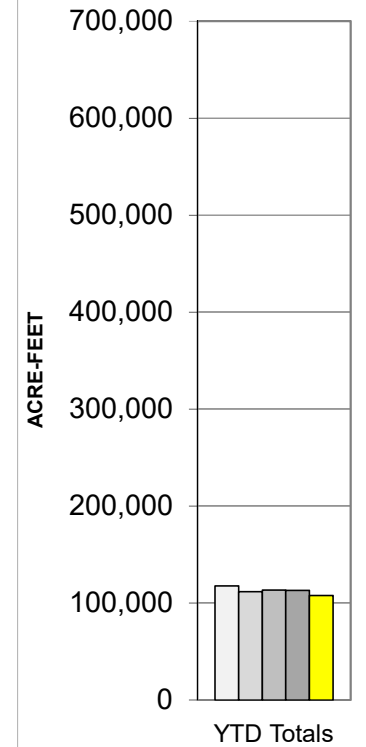
- [1] Imported water for consumptive use. Includes "In-Lieu" deliveries and CUP water extraction. Excludes "Direct Replenishment" deliveries of spreading water and deliveries into Irvine Lake.
- [2] GW for consumptive use only. Excludes In-Lieu water deliveries and CUP water extraction that are counted with Import. BPP in FY '22-23 is 77%.
- [3] MWDOC's estimate of monthly demand is based on the projected 5 Year historical retail water demand and historical monthly demand patterns.
- [4] Total water usage includes IRWD groundwater agricultural use and usage by non-retail water agencies.



Fig. 2 OC Monthly Water Usage [1]: Comparison to Last 4 Fiscal Years

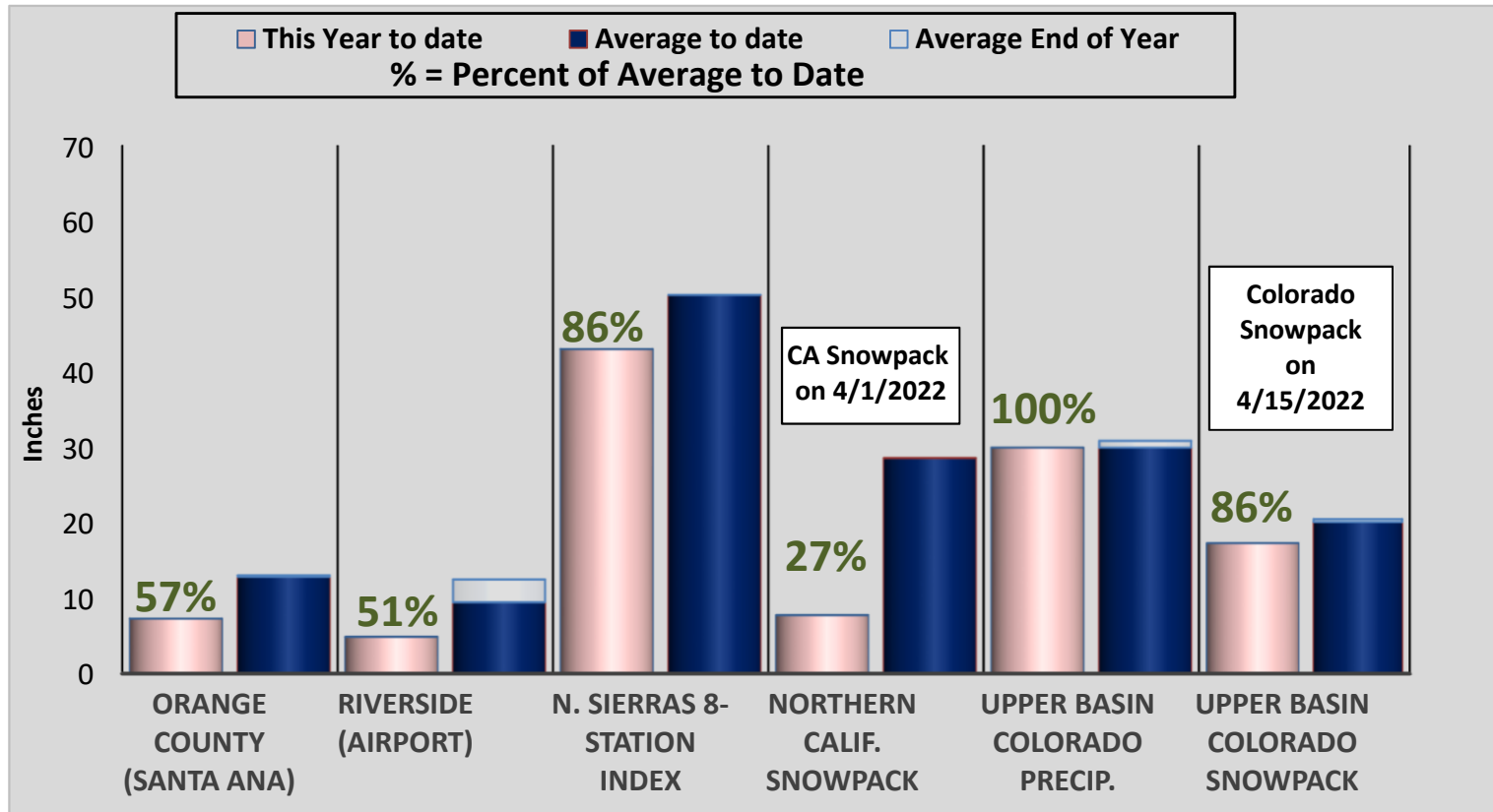


Partial Year Subtotals



[1] Sum of Imported water for consumptive use (includes "In-Lieu" deliveries; excludes "Direct Replenishment" and "Barrier Replenishment") and Local water for consumptive use (includes recycled and non-potable water and excludes GWRS production) Recent months numbers include some estimation.

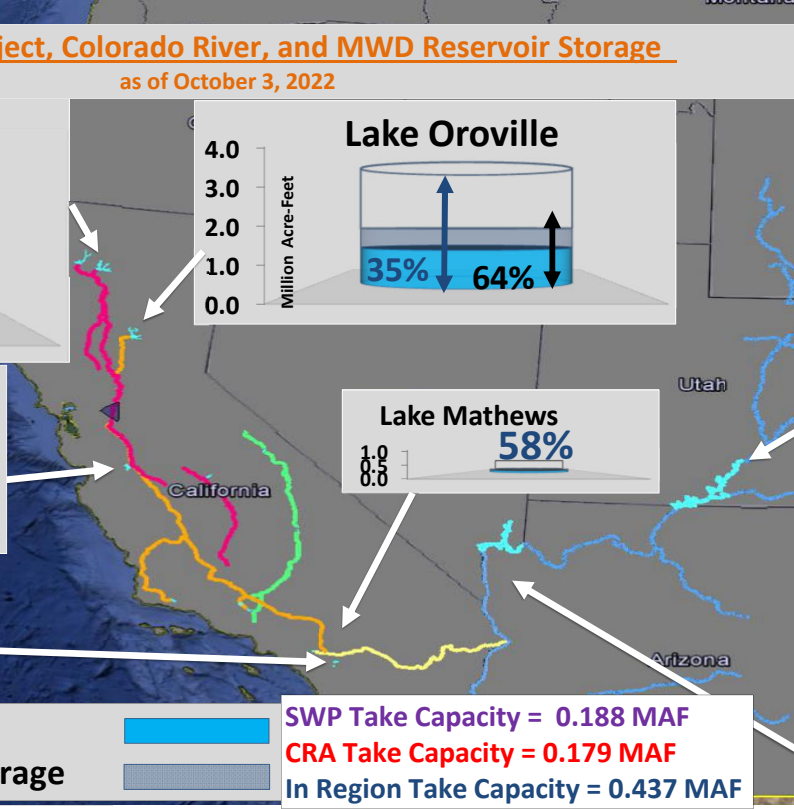
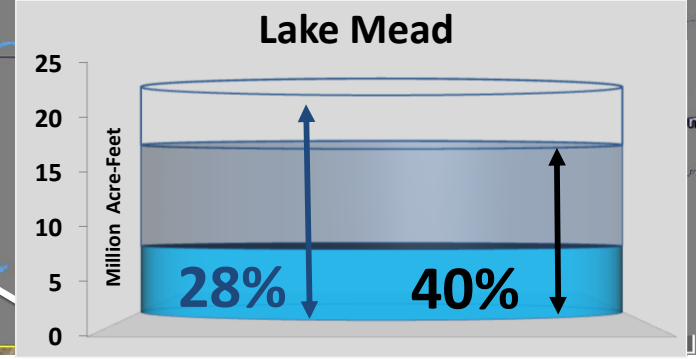
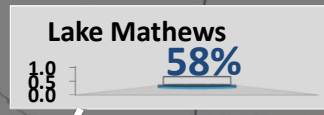
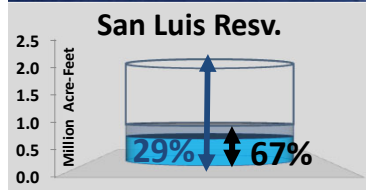
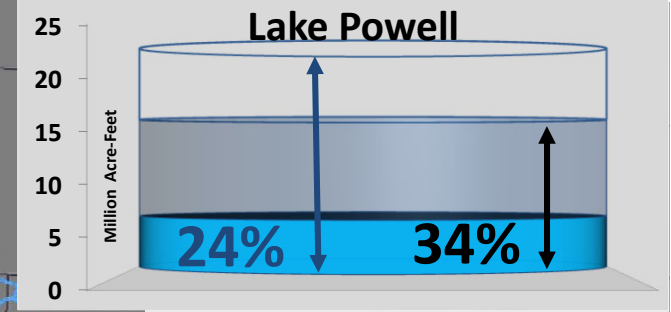
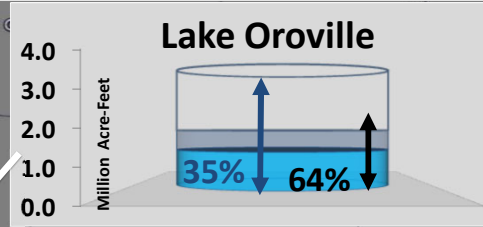

Accumulated Precipitation for the Oct.-Sep. water year, end of September 2022



* The date of maximum snowpack accumulation (April 1st in Northern Calif. , April 15th in the Upper Colorado Basin) is used for year to year comparison.

State Water Project, Colorado River, and MWD Reservoir Storage

as of October 3, 2022



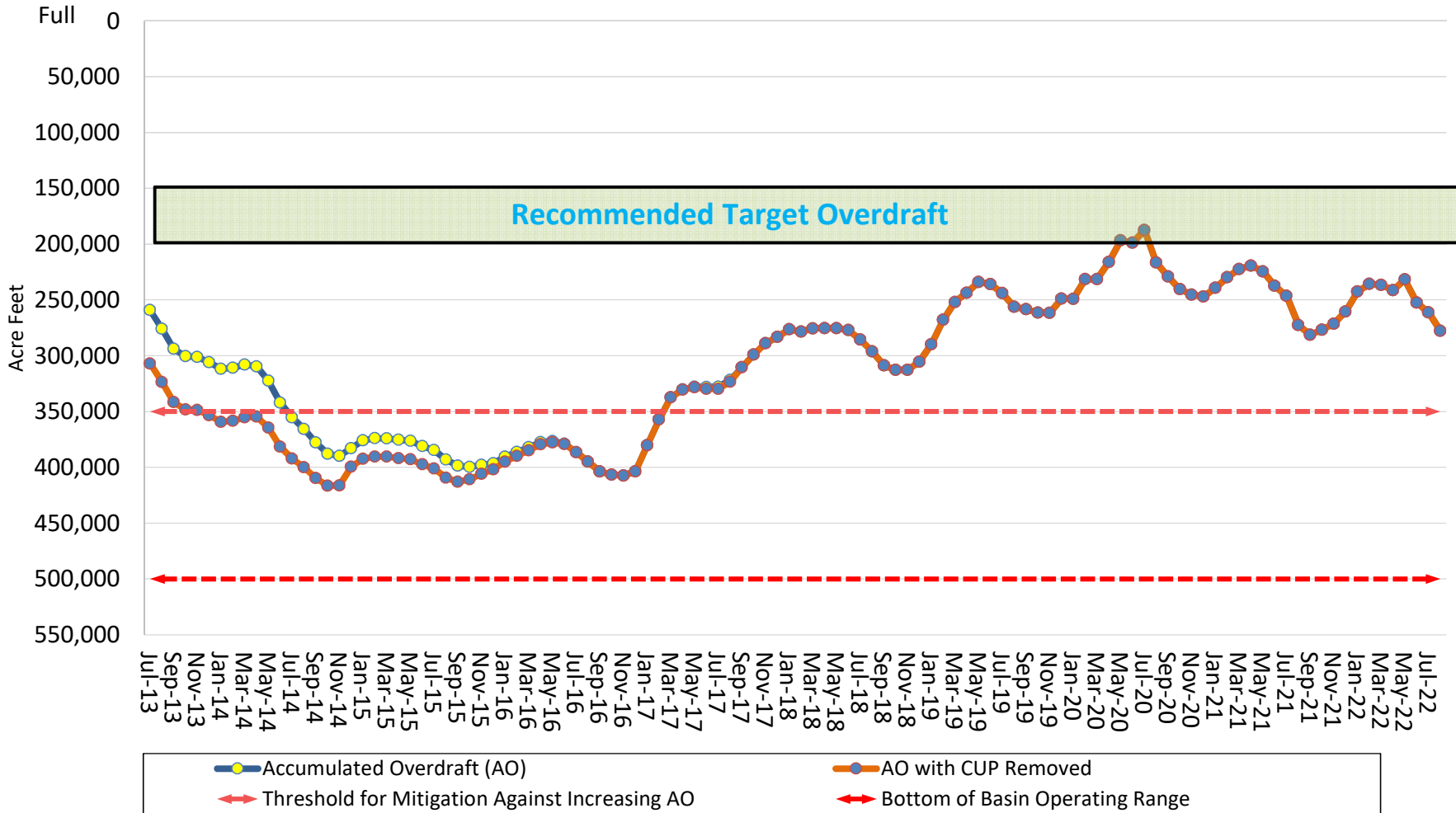
Reservoir Storage (Blue bar)
Historical Reservoir Storage (Grey bar)

SWP Take Capacity = 0.188 MAF
CRA Take Capacity = 0.179 MAF
In Region Take Capacity = 0.437 MAF



prepared by the Municipal Water District of Orange County
 *Number are Subject to Change

Accumulated Overdraft of the OCWD Groundwater Basin as of August 2022



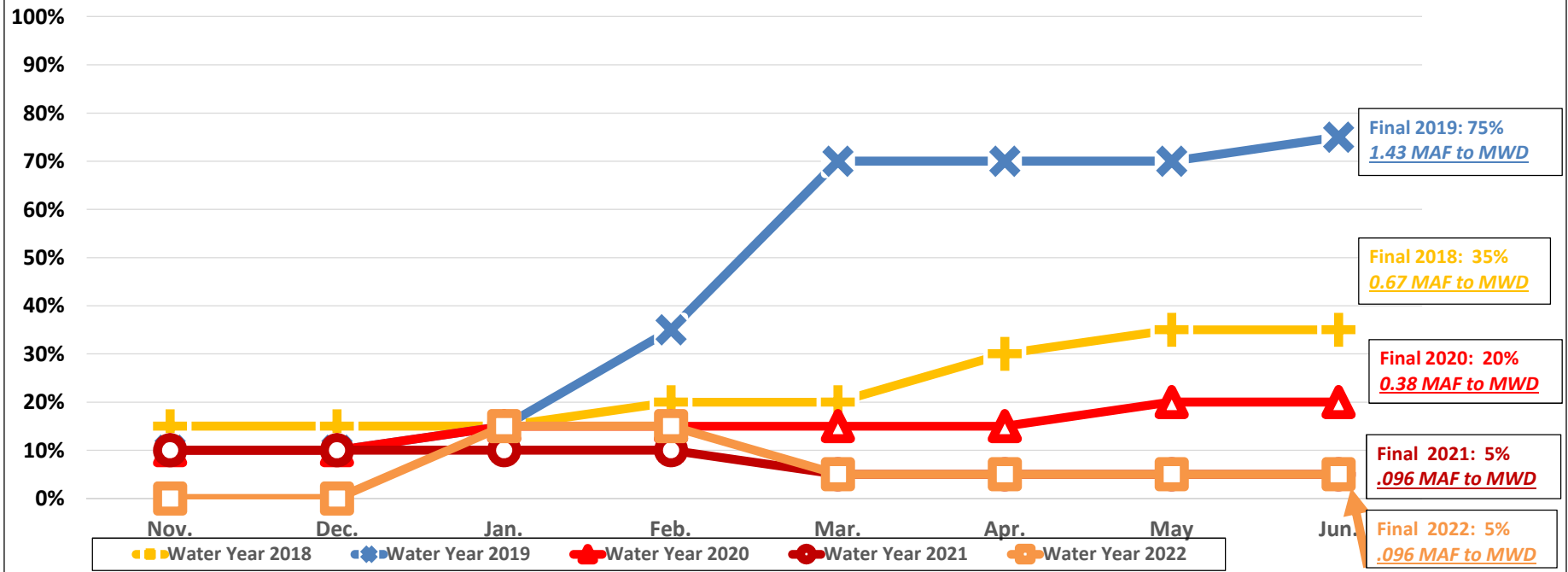
	Jul-21	Aug-21	Sep-21	Oct-21	Nov-21	Dec-21	Jan-22	Feb-22	Mar-22	Apr-22	May-22	Jun-22
AO (AF)	246,350	272,443	281,354	276,909	271,455	260,387	242,511	235,744	236,708	241,450	231,699	252,348
AO w/CUP removed (AF)	246,350	272,442	281,354	276,909	271,455	260,387	242,510	235,744	236,708	241,450	231,699	252,348
	Jul-22	Aug-22	Sep-22	Oct-22	Nov-22	Dec-22	Jan-23	Feb-23	Mar-23	Apr-23	May-23	Jun-23
AO (AF)	261,145	277,756										
AO w/CUP removed (AF)	261,145	277,756										

* Source ~ OCWD Monthly Board of Directors Packet, Water Resources Summary

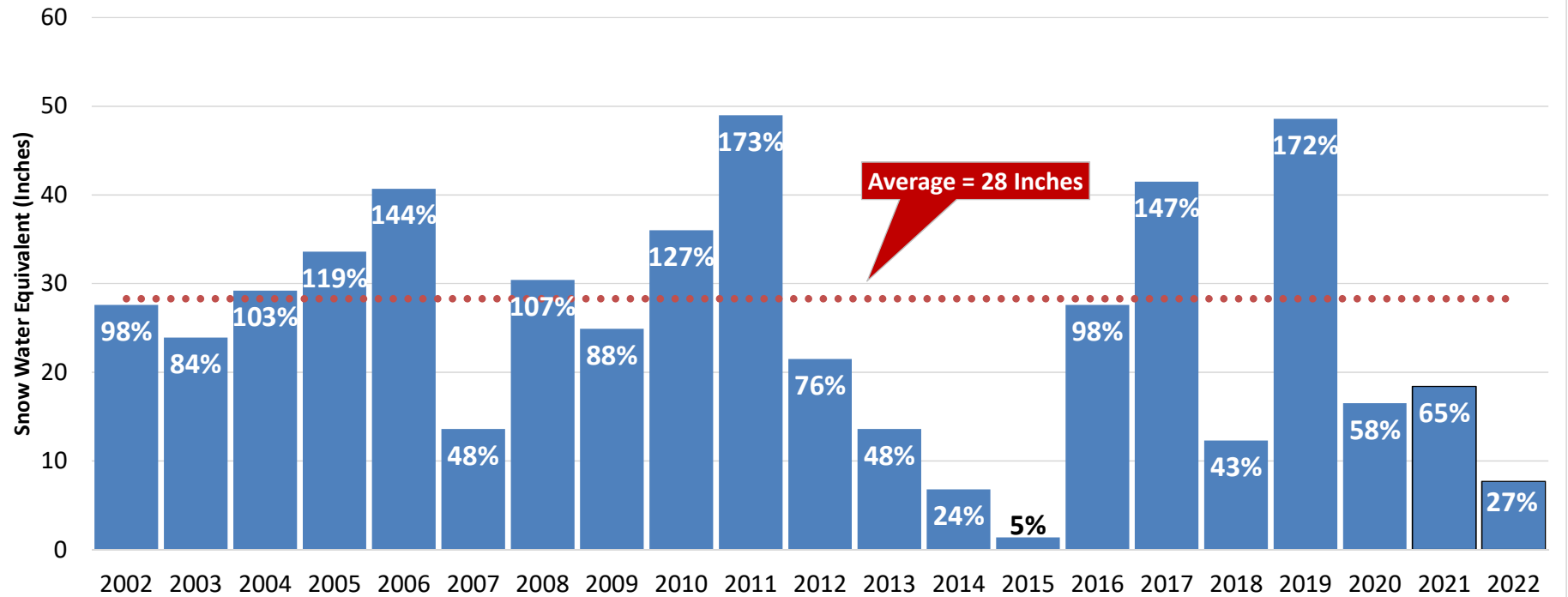


SWP TABLE A ALLOCATION PERCENTAGE

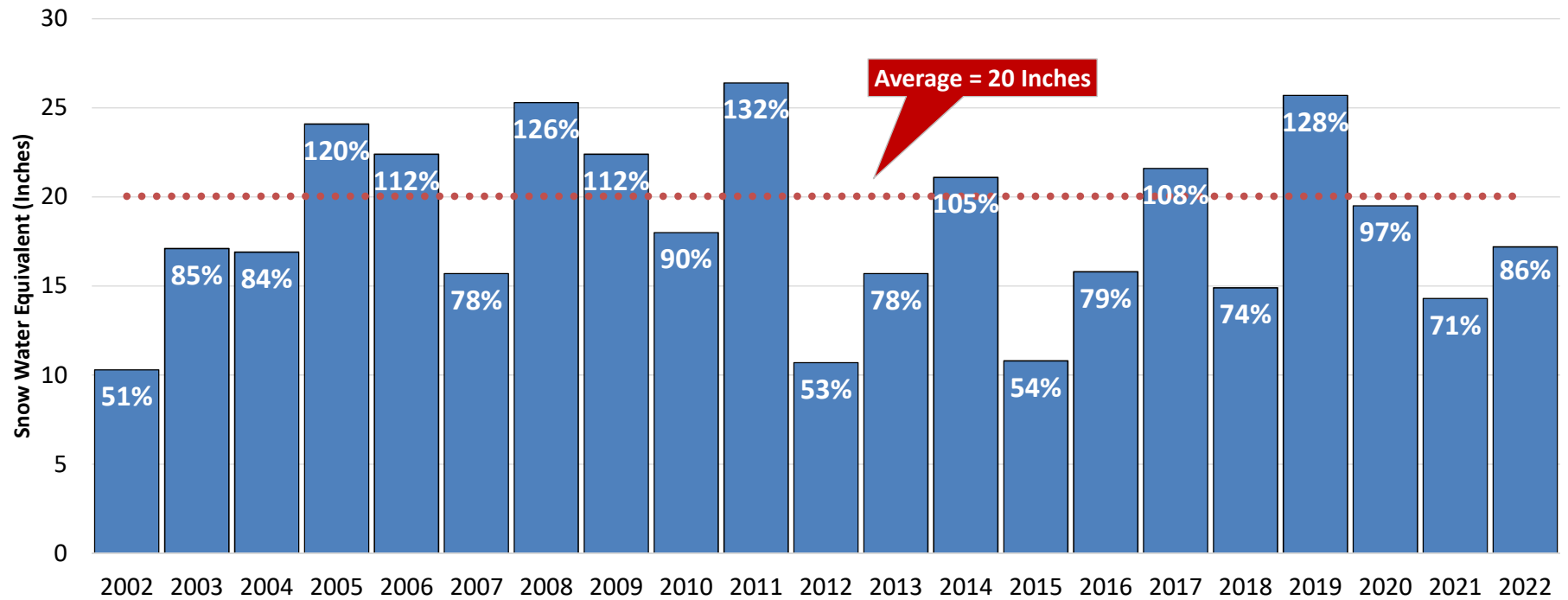
FOR STATE WATER PROJECT CONTRACTORS



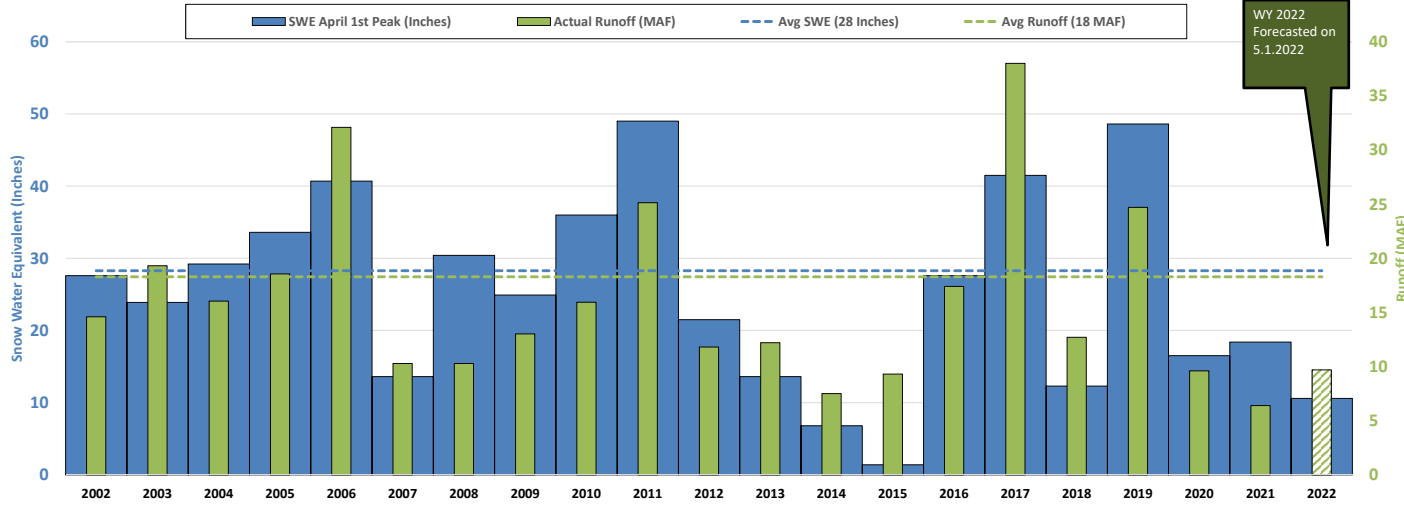
Historical Northern California April 1st Peak Snow Water Equivalent



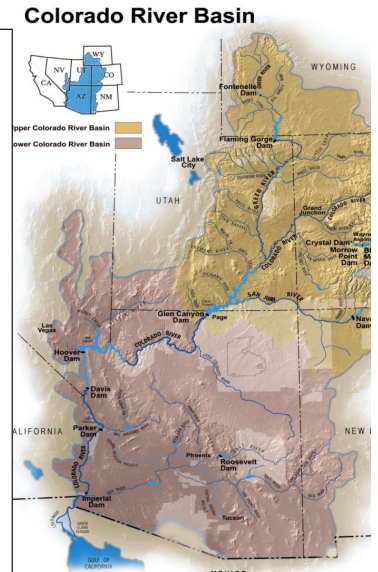
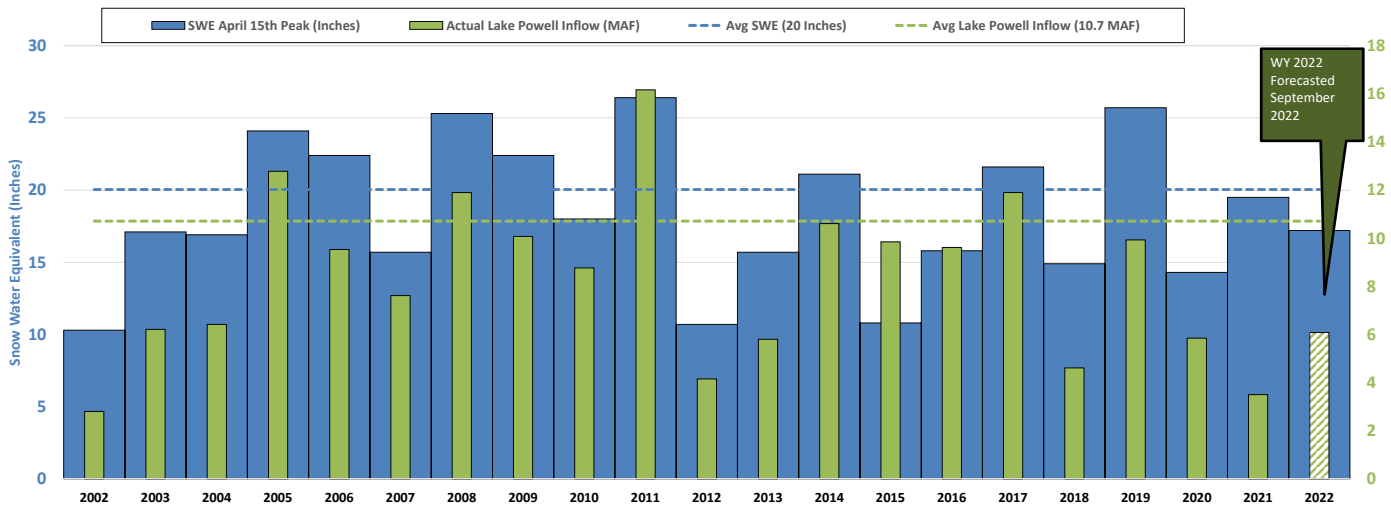
Historical Colorado Basin April 15th Peak Snow Water Equivalent



Northern California Historical Snow Water Equivalent (Inches) Vs Runoff (Million AF)



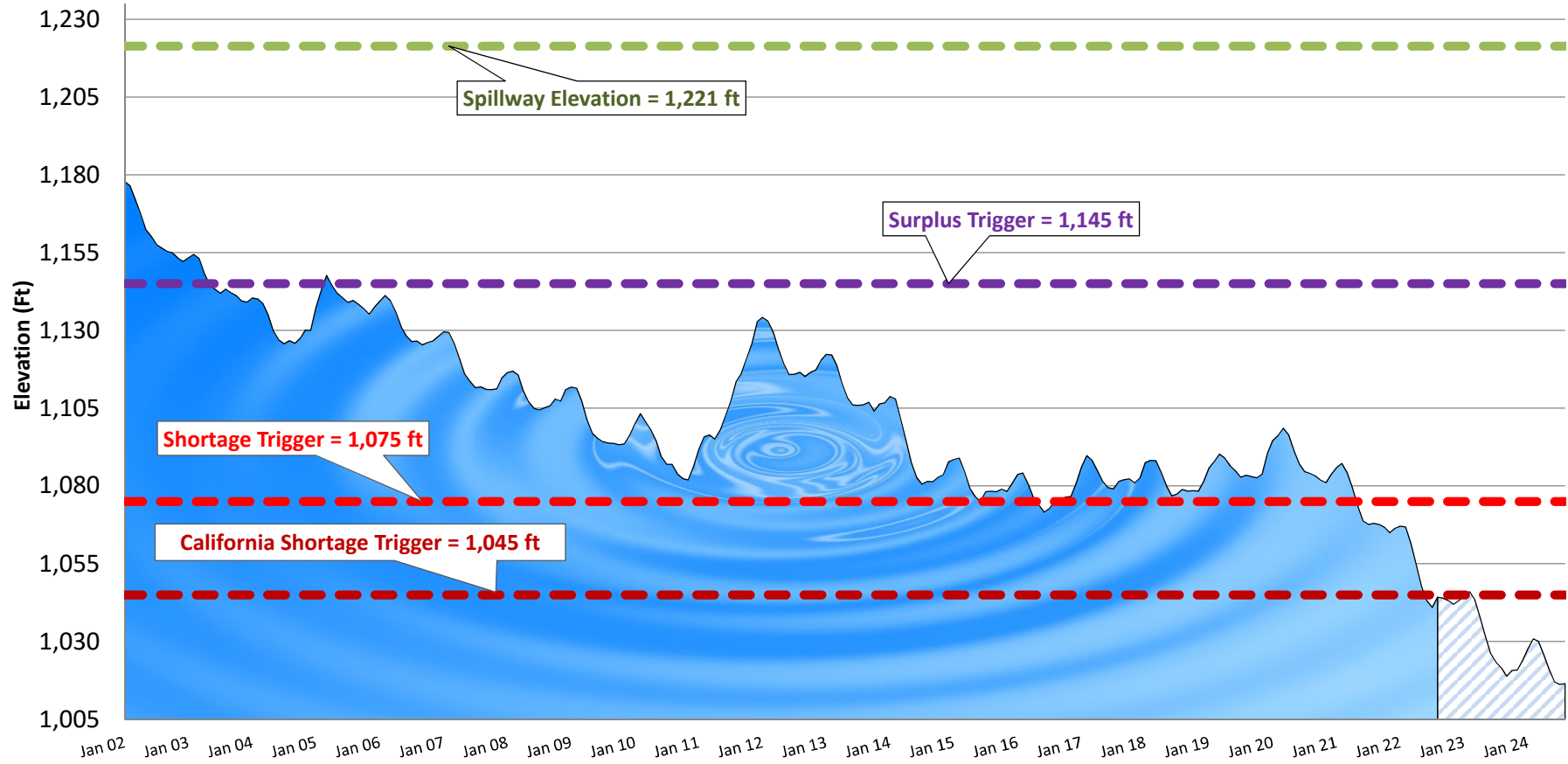
Upper Colorado Historical Snow Water Equivalent (Inches) Vs Runoff (Million AF)



Lake Mead Levels: Historical and Projected projection per USBR 24-Month Study

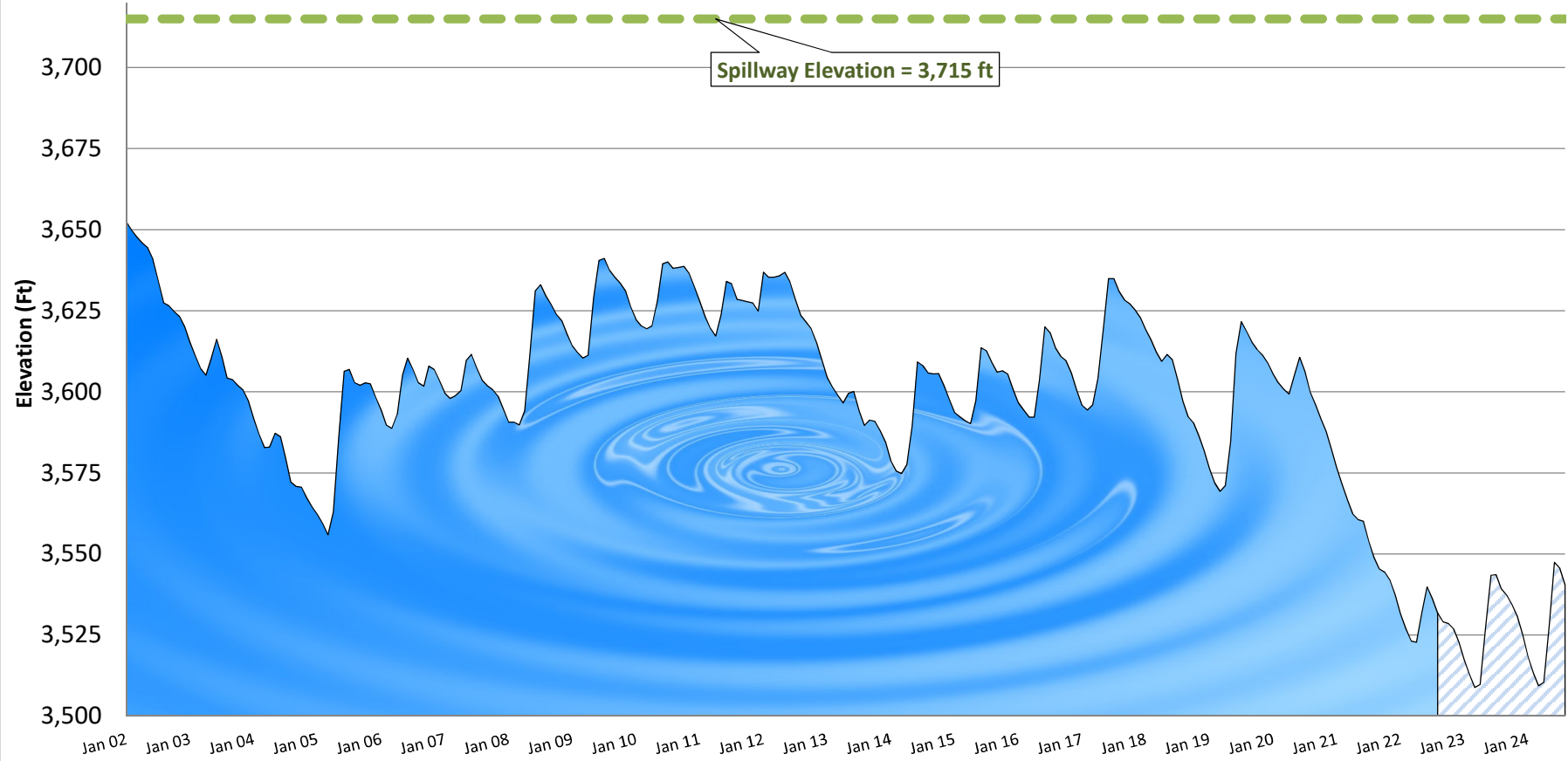


Projected
Historical

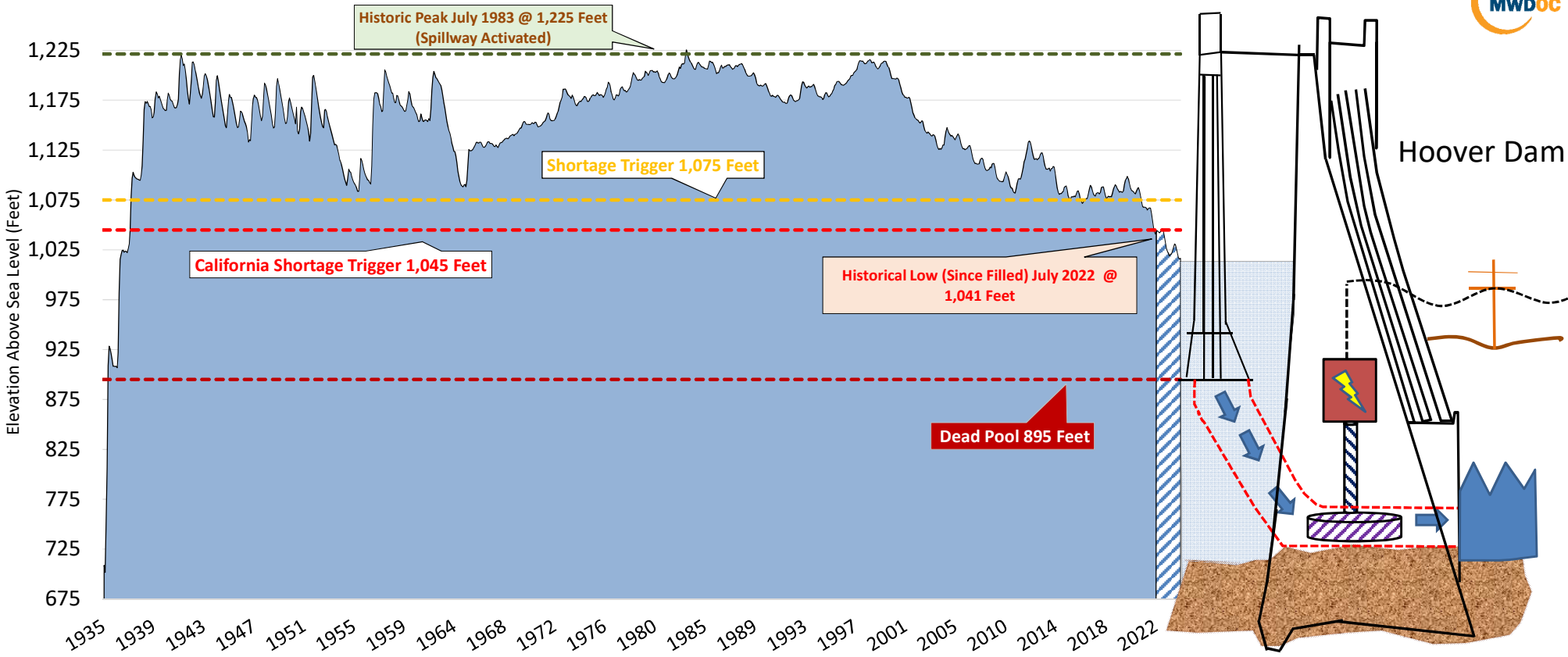


Lake Powell Levels: Historical and Projected projection per USBR 24-Month Study

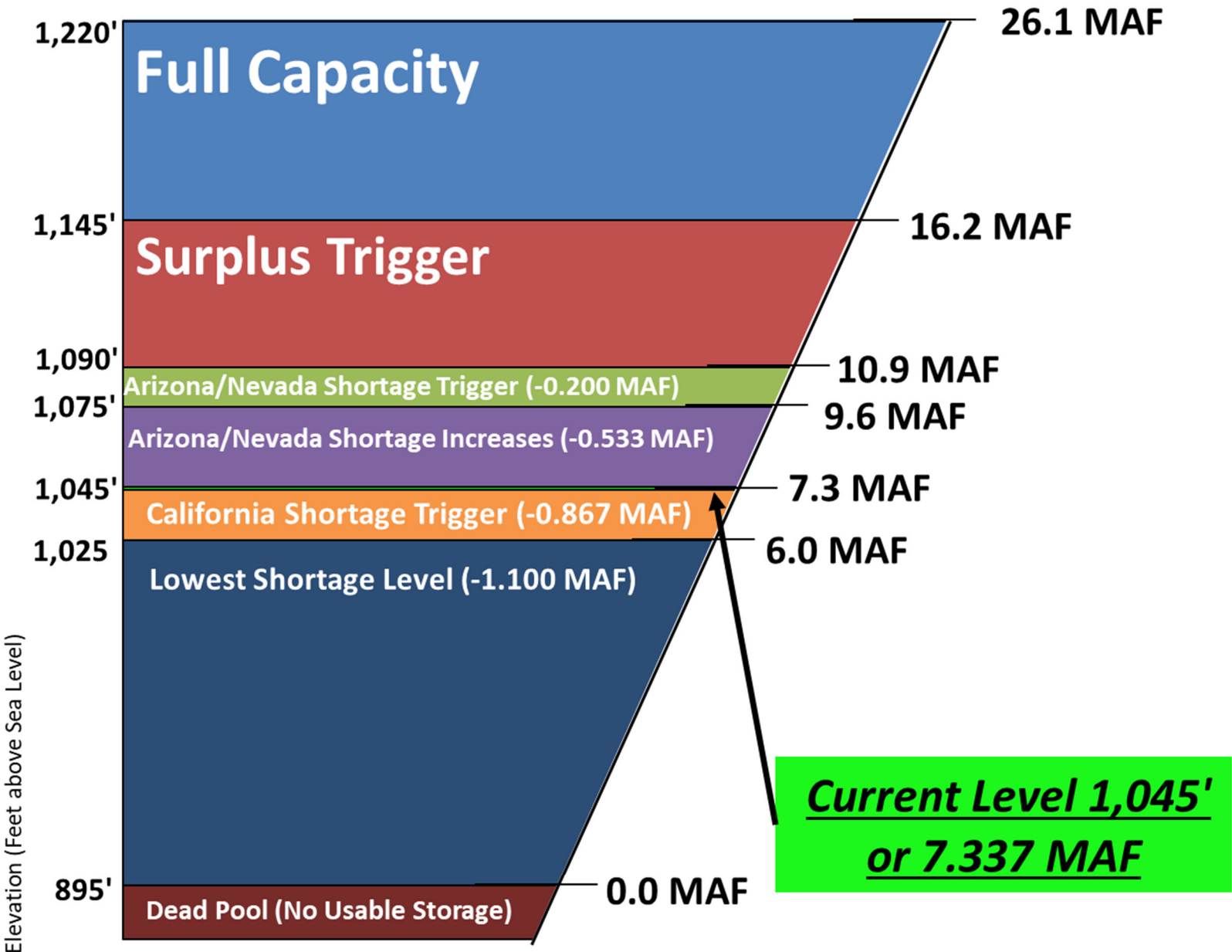
■ Historical □ Projected



Lake Mead Historical Water Elevation Level



Lake Mead Storage Level



WEEKLY MEMO 10-20-2022

SOCIAL MEDIA HIGHLIGHTS



Post Performance

October 13, 2022 - October 19, 2022

Review the lifetime performance of the posts you published during the publishing period.

Included in this Report

 @CityGardenGrove

 Garden Grove City Hall

 gardengrovecityhall



Garden Grove City Hall

Wed 10/19/2022 3:30 pm PDT

#GardenGrove will soon see improvements to the SR-22, I-5, and SR-39 due to the California Transportation...



Impressions	—
Reach	—
Engagements	—
Engagement Rate (per Impression)	—



@CityGardenGrove

Wed 10/19/2022 3:30 pm PDT

#GardenGrove will soon see improvements to the SR-22, I-5, and SR-39 due to the California Transportation...



Impressions	—
Potential Reach	4,637
Engagements	—
Engagement Rate (per Impression)	—



@CityGardenGrove

Wed 10/19/2022 10:36 am PDT

From the City's financial rebound to the development of a navigation center, park enhancements & the return of iconic...

of Garden Grove
Acacia Plaza, Garden Grove, CA 92840 • 714/741-5000 • ggcity.org

Length of Mind, Body, and Spirit

Putting the pandemic behind us has been a journey of triumph for our city. At this year's State of the City address, I highlighted three areas of focus for the Garden Grove City Council that have been key to our successful recovery: our community's strength of mind, body, and hometown spirit.

While our financial rebound remains vital, particularly in our tourism industry, providing programs and resources that strengthen our community's mental, physical, and emotional wellbeing have been important post-pandemic priorities.

Last year, the City launched the Be Well OC in Garden Grove Mobile Response Team to provide immediate in-community assessment and stabilization to residents experiencing mental health issues, substance abuse, and homelessness. The team has responded to over 160 calls.

The City is also moving ahead on the development of a navigation center, temporary shelter to help the homeless regain stability, mental support services, and access to permanent housing options.

Efforts to obtain park improvement grants have resulted in significant park improvement projects underway, adding amenities such as new walking paths, picnic shelters, swimming pool, and basketball courts.

In addition, the Garden Grove Police Department's wonderful sergeants, Misha and Nellie, have brought amazing joy, comfort, and healing to our students, families, and many others.

And, the joyful spirit of our iconic Garden Grove Strawberry Festival has been a true source of community and hometown pride.

As we enter the year with a stronger sense of appreciation, confidence, and optimism, let's continue to move forward together.

Meet the Mayor

of Orange County

2nd Edition

2022 - 2023

Impressions	78
Potential Reach	4,638
Engagements	9
Engagement Rate (per Impression)	11.5%



Garden Grove City Hall

Wed 10/19/2022 10:32 am PDT

“Putting the pandemic behind us has been a journey of healing for our city.” From the City’s financial rebound to the...



Steve Jones
Mayor

Putting the pandemic behind us has been a journey of healing for our city. At this year’s State of the City address, I highlighted three areas of focus for the Garden Grove City Council that have been key to our successful recovery: our community’s strength of mind, body, and hometown spirit.

While our financial rebound remains vital, particularly for our tourism industry, providing programs and resources that strengthen our community’s mental, physical, and emotional wellbeing have been important post-pandemic priorities.

Last year, the City launched the Be Well OC in Garden Grove Mobile Response Team to provide immediate in-community assessment and stabilization to residents experiencing mental health issues, substance abuse, and homelessness. The team has responded to over 1600 calls to date.

The City is also moving ahead on the development of a navigation center, a referral-based, temporary shelter to help the homeless regain stability, connect to essential support services, and access permanent housing options.

Efforts to obtain park improvement grants have resulted in significant park enhancement projects underway, adding amenities such as new walking trails, playground areas, picnic shelters, swimming pool, and basketball courts.

The addition of the Garden Grove Police Department’s wonderful support canines, Misha and Nellie, have brought amazing joy, comfort, and healing to

Impressions	—
Reach	—
Engagements	—
Engagement Rate (per Impression)	—



gardengrovecityhall

Tue 10/18/2022 6:30 pm PDT

🕒 It's that time of the year to clean out your medicine cabinets. @gardengrovecpd, in collaboration with the @deahq, will be...



Impressions	778
Reach	681
Engagements	16
Engagement Rate (per Impression)	2.1%



Garden Grove City Hall

Tue 10/18/2022 6:30 pm PDT

🕒 It's that time of the year to clean out your medicine cabinets. @gardengrovecpd, in collaboration with the @deahq, will be...

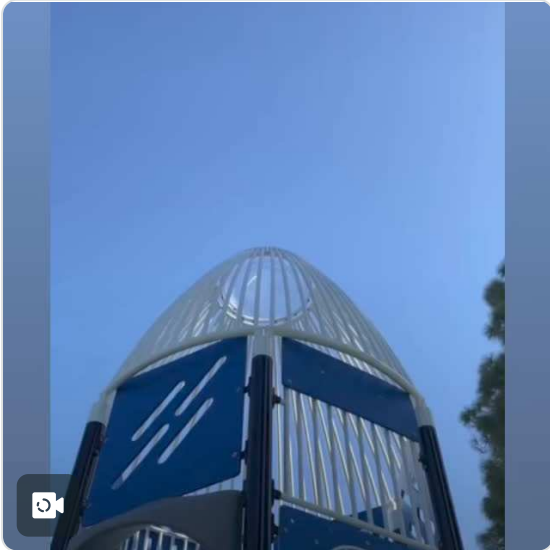


Impressions	218
Reach	214
Engagements	6
Engagement Rate (per Impression)	2.8%



gardengrovecityhall

Tue 10/18/2022 2:00 pm PDT



Impressions	350
Reach	348
Comments	0
Story Taps Back	12



Garden Grove City Hall

Tue 10/18/2022 1:48 pm PDT

Prepare to witness imagination take flight in T minus 3...2...1. 🚀 Join Breanna Greenup and Garden Grove TV 3 as they...



Video Views	318
Impressions	695
Reach	679
Engagements	148
Engagement Rate (per Impression)	21.3%



gardengrovecityhall

Tue 10/18/2022 10:36 am PDT

✓Vote where? Vote here. For the November 8 General Election, #OrangeCounty registered voters can c...



Impressions	666
Reach	608
Engagements	26
Engagement Rate (per Impression)	3.9%



@CityGardenGrove
Tue 10/18/2022 10:23 am PDT

#OC registered voters can cast their ballot from home or at one of #GardenGrove's Vote Centers, Ballot Dropbox sites, or on...



Impressions	280
Potential Reach	4,638
Engagements	2
Engagement Rate (per Impression)	0.7%



Garden Grove City Hall
Tue 10/18/2022 10:07 am PDT

✓Vote where? Vote here. For the November 8 General Election, #OrangeCounty registered voters can c...



Impressions	223
Reach	222
Engagements	6
Engagement Rate (per Impression)	2.7%



gardengrovecityhall
Tue 10/18/2022 7:52 am PDT



Impressions	466
Reach	463
Comments	0
Story Taps Back	7



gardengrovecityhall

Mon 10/17/2022 5:18 pm PDT

JOIN US!!



Impressions	663
Reach	663
Comments	0
Story Taps Back	6



gardengrovecityhall

Mon 10/17/2022 5:14 pm PDT

🚀 SAVE THE DATE Join us as we dedicate Garden Grove Park's new all-inclusive aircraft-themed playground on Tuesday,...



Impressions	3,597
Reach	2,427
Engagements	216
Engagement Rate (per Impression)	6%



@CityGardenGrove

Mon 10/17/2022 5:12 pm PDT

🚀 SAVE THE DATE Join us as we dedicate Garden Grove Park's new all-inclusive aircraft-themed playground on 10/25, at...



Impressions	222
Potential Reach	5,094
Engagements	17
Engagement Rate (per Impression)	7.7%



Garden Grove City Hall

Mon 10/17/2022 5:10 pm PDT

🚀 SAVE THE DATE Join us as we dedicate Garden Grove Park's new all-inclusive aircraft-themed playground on Tuesday,...




Impressions	6,277
Reach	6,079
Engagements	616
Engagement Rate (per Impression)	9.8%



Garden Grove City Hall

Mon 10/17/2022 5:10 pm PDT



Impressions	—
Reach	—
Engagements	—
Engagement Rate (per Impression)	—



@CityGardenGrove

Mon 10/17/2022 1:17 pm PDT

▶ youtube.com/watch?v=MpqRWp... 🌍 Recycling your kitchen scraps is good for the environment. With the new **#OrganicsRecycling** program, a state-mandated initiative aimed at diverting organic waste from landfills, reducing emissions of climate pollutants, **#GG** can participate! **#gg1956**

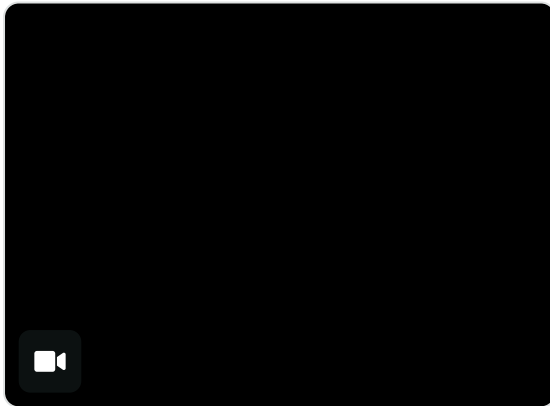
Post Link Clicks	4
Impressions	191
Potential Reach	4,637
Engagements	12
Engagement Rate (per Impression)	6.3%



Garden Grove City Hall

Mon 10/17/2022 1:13 pm PDT

🌍 Separating and recycling your kitchen scraps is good for the environment. Now, with the new Organics Recycling progra...



Video Views	97
Impressions	218
Reach	215
Engagements	33
Engagement Rate (per Impression)	15.1%



@CityGardenGrove

Mon 10/17/2022 10:07 am PDT

⚠️ EMERGENCY WATER OUTAGE:
 The Water Services Division has an emergency outage on Yoak St and Enloe Ave. The water is expected to remain off until noon today. We apologize for any inconvenience and thank you for your patience.
[#gg1956](#)



Impressions	233
Potential Reach	4,637
Engagements	16
Engagement Rate (per Impression)	6.9%




Garden Grove City Hall

Mon 10/17/2022 7:31 am PDT

OCTA's OC Bus services continue today, with some delays possible for passengers. Learn more at octa.net/Bus/Service-Alert...




Impressions	1,819
Reach	1,742
Engagements	40
Engagement Rate (per Impression)	2.2%


 **Garden Grove City Hall**
Sun 10/16/2022 6:04 pm PDT

UPDATE: 10/17/22; 7:30 a.m. OCTA's OC Bus services continue today, with some delays possible for passengers. Learn more at octa.net/Bus/Service-Alerts/. #GG1956 #gardengrove #publictransportation #BusRoutes ----- AN IMPORTANT MESSAGE FROM OCTA:


Impressions	2,033
Reach	2,001
Engagements	80
Engagement Rate (per Impression)	3.9%

 **gardengrovecityhall**
Fri 10/14/2022 3:54 pm PDT


📣🎃The deadline is approaching... Don't forget to buy your tickets to the annual Jack O' Lantern Jamboree, on Saturday,...



Impressions	1,524
Reach	1,370
Engagements	40
Engagement Rate (per Impression)	2.6%

 **Garden Grove City Hall**
Fri 10/14/2022 3:53 pm PDT

📣🎃The deadline is approaching... Don't forget to buy your tickets to the annual Jack O' Lantern Jamboree, on Saturday,...



Impressions	8,854
Reach	8,854
Engagements	289
Engagement Rate (per Impression)	3.3%



gardengrovecityhall

Fri 10/14/2022 11:52 am PDT

What are you doing tomorrow? Join @ocfireauthority as they host their annual Open Houses event, tomorrow, October...



Impressions	1,990
Reach	1,877
Engagements	49
Engagement Rate (per Impression)	2.5%



Garden Grove City Hall

Fri 10/14/2022 11:49 am PDT

What are you doing tomorrow? Join the Orange County Fire Authority as they host their annual Open Houses event,...



Impressions	480
Reach	463
Engagements	19
Engagement Rate (per Impression)	4%




@CityGardenGrove


Thu 10/13/2022 4:07 pm PDT

🎉 On Tuesday, the City & @AFHUSA, a nonprofit affordable housing developer, celebrated the opening of Stuart...



Impressions	546
Potential Reach	4,638
Engagements	24
Engagement Rate (per Impression)	4.4%

G  **gardengrovecityhall**
Thu 10/13/2022 4:04 pm PDT



Impressions	457
Reach	457
Comments	0
Story Taps Back	15

  **gardengrovecityhall**
Thu 10/13/2022 4:03 pm PDT

🎉 On Tuesday, the City and @afhusa, a nonprofit affordable housing developer, celebrated the opening of Stuart...




Impressions	2,625
Reach	1,744
Engagements	145
Engagement Rate (per Impression)	5.5%

  **Garden Grove City Hall**
Thu 10/13/2022 3:30 pm PDT

🏠 Garden Grove Inaugurates First Supportive Housing Development 🎉 On Tuesday, the City and American Family...



Impressions	7,868
Reach	5,764
Engagements	404
Engagement Rate (per Impression)	5.1%


G  **gardengrovecityhall**
Thu 10/13/2022 8:15 am PDT

NATIONAL WALK & ROLL TO SCHOOL DAY!!
@GARDENGROVEPD @GARDENGROVEUSD
@WEAREGGUSD



Impressions	407
Reach	402
Comments	0
Story Taps Back	2

  **gardengrovecityhall**
Thu 10/13/2022 8:13 am PDT

 Yesterday, in recognition of
#NationalWalkAndRollToSchoolDay,
@gardengrovecpd joined @gardengroveu...



Video Views	1,430
Impressions	2,619
Reach	2,344
Engagements	180
Engagement Rate (per Impression)	6.9%

  **@CityGardenGrove**
Thu 10/13/2022 8:10 am PDT

Yesterday, in recognition of
#NationalWalkAndRollToSchoolDay,
@GardenGrovePD joined #GGUSD...



Video Views	101
Impressions	271
Potential Reach	4,637
Engagements	14
Engagement Rate (per Impression)	5.2%



Garden Grove City Hall

Thu 10/13/2022 8:07 am PDT

Yesterday, in recognition of #NationalWalkAndRollToSchoolDay, the Garden Grove Police Department joined...



Video Views	160
Impressions	412
Reach	384
Engagements	53
Engagement Rate (per Impression)	12.9%



Post Performance

October 13, 2022 - October 19, 2022

Review the lifetime performance of the posts you published during the publishing period.

Included in this Report

 Garden Grove Police Department



Garden Grove Police Depa...

Tue 10/18/2022 6:00 pm PDT

It's that time of the year again to clean out your medicine cabinets. #GardenGrovePD in collaboration with the Drug Enforcem...



Impressions	—
Reach	—
Engagements	—
Engagement Rate (per Impression)	—



Garden Grove Police Depa...

Sun 10/16/2022 6:00 pm PDT

A reminder to join us this Tuesday, October 18th, from 5:00 PM - 7:00 PM at the Community Meeting Center (11300...



Impressions	2,029
Reach	1,972
Engagements	160
Engagement Rate (per Impression)	7.9%



Garden Grove Police Depa...

Sat 10/15/2022 12:01 am PDT



Impressions	89
Reach	86
Engagements	168
Engagement Rate (per Impression)	188.8%



Garden Grove Police Depa...

Thu 10/13/2022 6:01 pm PDT

#GardenGrove gained a new #hero this morning when we swore in Officer C. Bujanonda (Los Angeles Sheriff's...



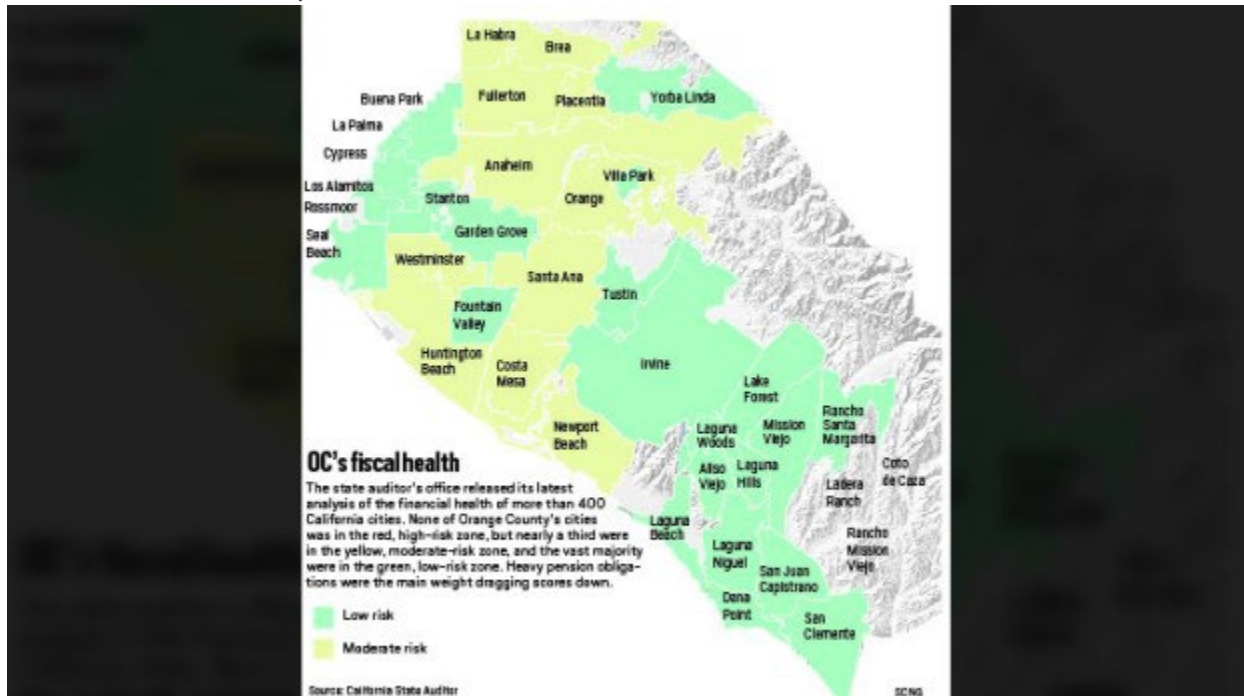
Impressions	2,581
Reach	2,542
Engagements	505
Engagement Rate (per Impression)	19.6%

WEEKLY MEMO 10-20-2022

NEWS ARTICLES

Is your Orange County city at risk of financial meltdown?

Column: State auditor's analysis finds 11 local cities carry 'moderate' risk, 23 are 'low' risk



(Staff graphic by Jeff Goertzen, SCNG)

By [TERI SFORZA](#) | tsforza@scng.com | Orange County Register

PUBLISHED: October 16, 2022 at 7:30 a.m. | UPDATED: October 17, 2022 at 8:45 a.m.

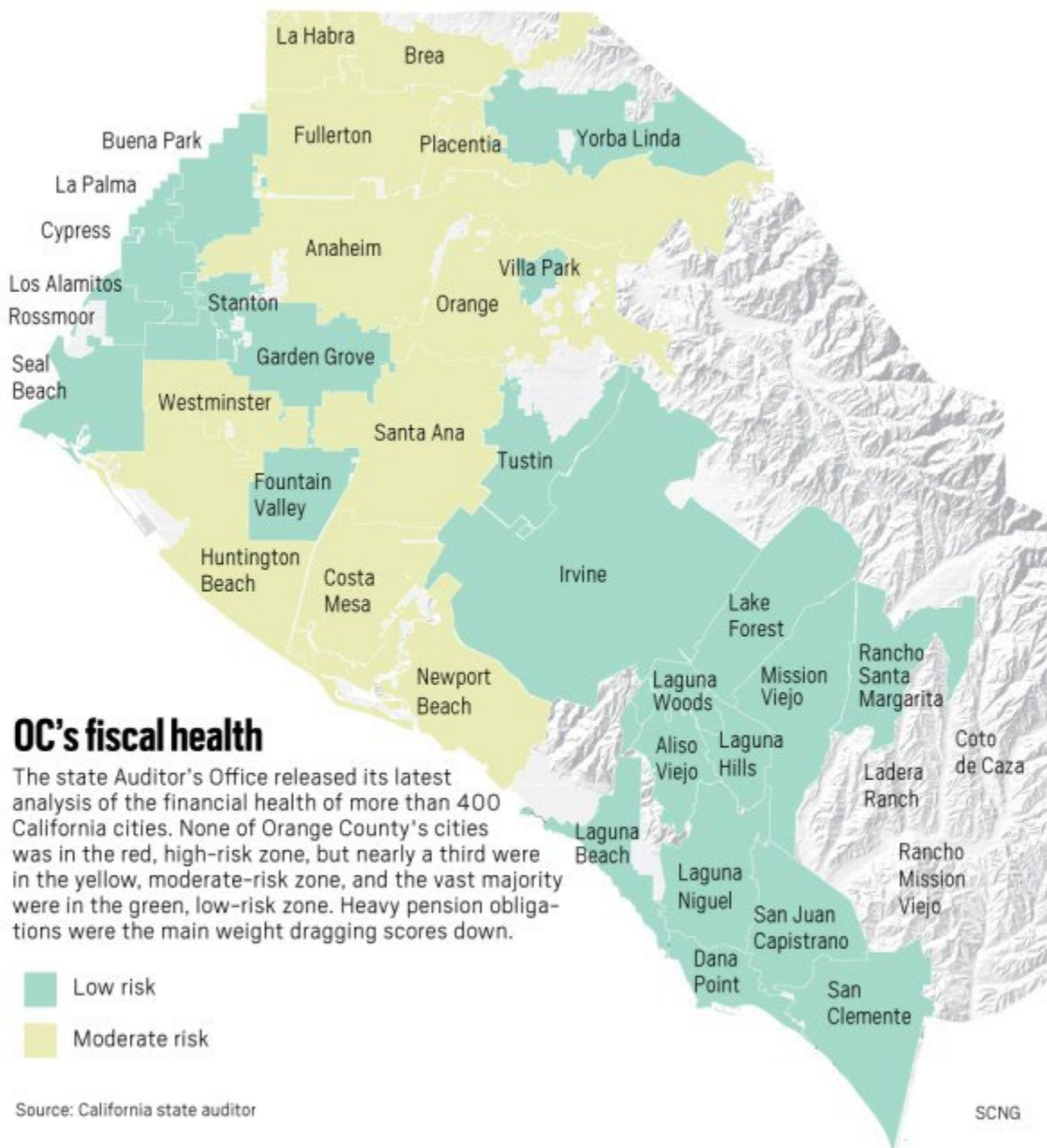
Here's a riddle wrapped in a mystery inside an enigma: How does a little city teetering on the brink of financial doom transform into one of the most fiscally sound in the state, all within the span of a single decade?

Ding ding ding! If you guessed it might have something to do with raising taxes, you'd be right.

Before we examine the Saga of Stanton, let's get the view from 30,000 feet on the fiscal health of Orange County's 34 cities (and apologize to Winston Churchill's memory for stealing the opening line). None of O.C.'s cities — not a one! — is in such dire financial straits that it's forced to wear the [state auditor's](#) Scarlet Letter of Shame denoting "high risk of financial meltdown." Things are [better than last year, when Anaheim was red](#), and better than [our red-spangled pals in Los Angeles](#), not to be smug or anything.

But — and there's always a but, isn't there? — 11 of O.C.'s cities are perhaps too close for comfort. They're the yellow Proceed With Caution cities, offering "moderate risk" to their residents. Main culprit? All that money they've promised public service workers (mainly cops and firefighters) for retirements, which they haven't quite saved up yet. Annual revenues are also trending down for several cities, which is troubling, since expenses are pretty firmly heading in the opposite direction.

The vast majority of O.C. cities, though — 23! — are firmly Go-Go Green for the lower financial risk they pose to their residents.



Some rest easier because they're younger, "contract cities" that don't have their own (very expensive) police and fire departments (and the expensive pension obligations that come with them), instead hiring the Sheriff's Department or Fire Authority to provide emergency services (which allows cities to share cost burdens).

Some got greener by hiking taxes and fees, as well and paying down pension debt and setting aside money to cover the health benefits they've promised retirees. And all that [federal stimulus money](#) certainly didn't hurt.

Now look. We've spent a gazillion hours poring over audited financial statements to do this kind of analysis for you dear readers in the years before there *was* an [auditor's high-risk data dashboard](#). We're not ashamed to admit that it's one of our favorite new toys, and we encourage you to play with it, too. But not everyone shares our enthusiasm: The League of California Cities has quarreled with the auditor's approach, saying it doesn't provide necessary context or analysis to make the information useful, and that it lags behind current conditions because it uses audited financial statements (which are usually a year behind). We're a big fan of audited financial statements, however; they're the most reliable window into a government's true finances because they sum up what has actually happened, and include long-term debt. Annual budgets are essentially estimates that remain in flux until the fiscal year ends, and don't give you a picture of the city's obligations over time.

"Local governments have the most direct impact on our daily lives, so it's critical that they have their finances in order," the auditor's primer on the dashboard explains. "When they don't, essential services are at risk of being downsized. ... Understanding the financial situation and the factors that impact it allows city officials to tackle challenges and leverage their successes. And you can use that same information to advocate for your community and hold city officials accountable."

So how's your city doing?

Yellow: Moderate risk

Of these 10 moderate-risk cities, the most exposed was Fullerton, ranking No.15 (when No. 1 means "PANTS ON FIRE FINANCIAL MESS") out of more than 400 cities statewide. This is not a list you want to rank high on.

Could Your City Be In Fiscal Distress?

The State Auditor is looking at these factors in California cities...

- FINANCIAL RESERVES**
Does the city have sufficient financial reserves to cover unexpected costs or shortfalls in revenue?
- DEBT BURDEN**
How is the city's level of debt compared to its income?
- CASH POSITION/LIQUIDITY**
Is the city able to pay its bills in the coming fiscal year?
- REVENUE TRENDS**
Is the city's revenue going down over time?
- RETIREMENT OBLIGATIONS**
Does the city have the ability to pay for retirement benefits it promised its employees?

California State Auditor

Anaheim wasn't far behind Fullerton, clocking in at No. 19, but at least it's not red; followed by Costa Mesa at 26; Orange, 62; Newport Beach, 90; La Habra, 94; Huntington Beach, 95; Placentia, 102; Westminster, 104; Santa Ana, 115; and Brea, 144.

"Moderate" sounds sort of nice, but while these cities emerged with an overall moderate risk rank, many hit pants-on-fire-red in several individual categories, so residents should pay attention.

Fullerton, for example, faces general fund reserve issues ("This city may have insufficient reserves to cover its expenses in the event of a fiscal emergency, such as an economic recession. It has saved enough funds to cover about 2 months of expenses, and its reserves have been declining, on average, by 10 percent annually") as well as revenue trends ("Rather than increasing, this city's revenues have remained flat over the last few years. This may constrain the city's ability to respond to economic changes and pay rising costs of services"). Several pension-related funding categories and funding for retiree health benefits are also areas of concern (The city's plan has enough assets to fund 0% of employees' costs).

Anaheim, while celebrating a move off the Scarlet Red list, hits pants-on-fire-red for its debt burden ("This city's long-term debts equate to 177 percent of the city's total government revenues, which may be too high for the city to pay back its debts without significant financial strain. In order to be low risk for debt burden, a city's debt should ideally not exceed 40 percent of total government revenue"), revenue trends ("Rather than increasing, this city's general fund revenues have decreased, on average, by 8 percent over the last few years. This may constrain the city's ability to respond to economic changes and pay rising costs of services"), the burden of future pension costs as well as retiree health benefits (though it has more socked away here than Fullerton, at 38%).

Costa Mesa also struggled with downward revenue trends, which dropped by about 1 percent a year over the past few years, as well as the burden posed by pension costs. For Orange, Newport Beach, Placentia, Westminster, Santa Ana and Brea, the red was all about pension and retiree health costs. Pensions were an issue in Huntington Beach as well, though its retiree health benefits are well-covered.

But the revenue situation is looking up this year, [Costa Mesa said](#), with sales taxes surpassing pre-pandemic levels and hitting the highest level ever at the close of Fiscal Year 2022 in June (about \$77.3 million). General fund reserves also increased despite the pandemic, and at 33% of general fund revenue far exceed the "industry baseline of 10%," said finance director Carol Molina.

Newport Beach said it's "committed to an aggressive payment schedule" to eliminate its pension debt by 2030, which will ease the burden on future city budgets. In 2018, the city council decided to increase annual payments to at least \$35 million a year, \$9 million more than required, and has since raised the annual payment to \$40 million. "We believe that Newport Beach is in a strong financial position relative to many other cities and public agencies," a statement from the city said.

One of the most financially fragile cities in the county has long been little Placentia, which is [“pleased and optimistic” about how things are going](#). A new 1% sales tax hike in 2019 is providing millions for “much-needed investments in infrastructure and staff retention” (consider this foreshadowing on the Stanton saga). Also helping: Economic development projects like a new Marriott hotel, Audi dealership, retail center redevelopment, residential housing developments that bolster property and sales tax revenues, pay-down of pension debt. A general fund reserve policy — aiming to provide a stable revenue structure — has “blown past” its initial goal of 25%, and is now at 42%, a statement from the city said.

A mural entitles “The Birds,” created by a team of artists, during Santa Ana’s monthly Downtown Santa Ana Artwalk. (Photo by Jeff Antenore, Contributing Photographer) Santa Ana, too, is pleased that its score has been steadily improving each year, with half of the categories now green. “We have a strong reserve fund, a low debt burden and have increased our revenue through our diversified business base and new revenue sources such as legal recreational cannabis,” a statement said. “Our public safety pension costs are relatively high due to our public safety retirement formula, but our new ... formulas are much more affordable in the long term. To improve our financial outlook, last year we refinanced our pension debt at a lesser interest rate, which is projected to save \$138 million in the long run.”

Reminder: Retirement formulas were sweetened by your elected officials back when the stock market was roaring some 20 years ago. Officials were told that stellar returns on investments would cover the increased costs and everyone would be happy. Unfortunately, that was, how shall we say, dead wrong.

Go-go green

These Go-Go Green folks are doing better at book-balancing and debt management than their brethren. The 24 cities in this group, going from best to less-best (remember, higher numbers are better), are:

Kathy Pham and her daughter check out their baskets after Stanton’s annual Easter Egg Hunt in April. (Contributing Photographer, Michael Goulding)
The aforementioned Stanton, clocking in at No. 419 statewide; Laguna Woods, 413; Lake Forest, 403; Laguna Niguel, 367; Rancho Santa Margarita, 360; Aliso Viejo, 336; Yorba Linda, 330; San Juan Capistrano, 327; La Palma, 301; Dana Point, 279; Tustin, 278; Mission Viejo, 273; Villa Park, 272; Laguna Beach, 268; Irvine, 255; Fountain Valley, 240; Laguna Hills, 238; Seal Beach, 237; Buena Park, 227; Garden Grove, 218; Cypress, 217; Los Alamitos, 213; and San Clemente, 175.

Note that more than half of them are those newer, “contract” cities. But don’t pop the champagne just yet: There are still concerns, even in green-land.

Downward revenue trends have earned red ratings for Laguna Woods, Lake Forest, Rancho Santa Margarita, Aliso Viejo, San Juan Capistrano, Irvine and Cypress. And many of these green folks still face serious issues with looming pension obligations, as well as retiree benefits they’ve promised but have been largely ignoring.

Garden Grove had the distinction of advancing from yellow to green this year, as its revenues have increased some 11% a year over the last few years. “Substantial growth in general fund revenues gives the city greater flexibility to respond to economic changes and pay rising costs of services,” the auditor says.

But the morality tale here is Stanton.

A cyclist rides past the closed Hollenbeck Park in Stanton in 2012. (AP Photo/Damian Dovarganes)

“Park closed due to budget cuts,” [said the sign on the chain link fence around Hollenbeck Park back in 2012](#). “No trespassing allowed.”

Stanton teetered on the brink of bankruptcy. There was the Great Recession, of course. And the governor had nixed redevelopment agencies, which erased some taxes it used to keep. There was also, according to some critics, an extremely ill-timed purchase of land for a big park, not to mention those escalating pension costs.

The city declared a fiscal emergency, warning residents that, without an additional \$1.2 million, it would tank. City Hall’s electronic sign flashed “FISCAL EMERGENCY.” Officials tried to sell folks on utility tax hike (only 10 O.C. cities have such a tax, we’ll note here), but it was soundly rejected. Parks closed. Workers lost jobs.

In 2014, the city tried again. This time, it was a 1-cent sales tax. It passed. In 2019, the hotel bed tax was hiked.

Some criticized the city for not reducing expenses rather than raising taxes, but it clearly worked. The amount Stanton collects in sales and use taxes has more than doubled, from \$3.6 million in 2012 to \$8.7 million in 2020, [according to its own figures](#). Property taxes shot up tremendously as well, from \$1.3 million to \$6.6 million. As did revenue from fees and permits, and other taxes.

All told, Stanton’s revenue went from \$13.9 million to \$22.7 million. That’s an increase of 63% (over a span of time where inflation rose 29%). And that, folks, is one way to get from the brink of bankruptcy to go-go green.



Contact: Teresa Pomeroy (714) 741-5040
City Clerk

FOR IMMEDIATE RELEASE

Public Information Office (714) 741-5280

Follow the City of Garden Grove on Social Media

Tuesday, October 18, 2022



VOTE CENTERS, BALLOT DROPBOX LOCATIONS IN GARDEN GROVE

For the November 8, 2022 General Election, Orange County registered voters can cast their ballot from home or at one of Garden Grove's Vote Centers, Ballot Dropbox sites, or one-day pop-up voting location. Visit www.ocvote.gov for a complete list of Vote Centers and Ballot Dropbox sites throughout Orange County.

Following are dates, times, and locations of Vote Centers in Garden Grove.

- Saturday, October 29 through Friday, November 4, from 8:00 a.m. to 5:00 p.m.
 - Garden Grove Sports & Recreation Center, 13641 Deodara Drive
 - West Haven Park, 12252 West Street
- Saturday, November 5 through Monday, November 7, from 8:00 a.m. to 8:00 p.m.
 - Chapman Hettinga Education Center, 11852 Knott Street (drive-thru option)
 - Garden Grove Courtyard Center, 12732 Main Street
 - CTS Cement Manufacturing Corporation, 12442 Knott Street
 - Dimond & Shannon Mortuary, 10630 Chapman Avenue
 - Edgar Park Meeting Room, 6202 Cerulean Avenue
 - Garden Grove Host Lions Club, 9860 Larson Avenue
 - Our Redeemer Church, 12301 Magnolia Street

-more-

VOTE CENTERS, BALLOT DROPBOX LOCATIONS IN GARDEN GROVE
2-2-2

The Registrar of Voters will also provide a one-day pop-up voting booth on Saturday, October 29, in the parking lot in front of Garden Grove City Hall, located at 11222 Acacia Parkway, from 8:00 a.m. to 5:00 p.m.

Visit www.ocvote.com or www.ggcity.org/city-clerk/election-information for more information.

###



CITY OF GARDEN GROVE NEWS

CONTACT: Janet Pelayo
Community Services Department
(714) 741-5200/janetp@ggcity.org

FOR IMMEDIATE RELEASE

Public Information Office (714) 741-5280

Follow the City of Garden Grove on Social Media



Monday, October 17, 2022

COMMUNITY INVITED TO GARDEN GROVE PARK PLAYGROUND DEDICATION OCTOBER 25

The City of Garden Grove invites the community to attend a dedication event for Garden Grove Park's new all-inclusive aircraft-themed playground on Tuesday, October 25, 2022, at 4:00 p.m., at 9301 Westminster Avenue. The free event will feature a ribbon-cutting ceremony, themed giveaways, and treats.

The new play area boasts airfield- and space-themed equipment that includes airplane and rocket ship play structures, play chimes, a rocking play feature called the Cruiser, and a merry-go-round, which are ADA accessible.

In addition, the playground serves children with all ranges of abilities and allows them to play together.

Visitors can connect with Garden Grove Park's history through a QR code placed on playground signage. When scanned, users are taken to a digital archive, detailing the park's history as an aircraft landing location and flight-training site in the 1940s and '50s.

Part of a \$1.3 million improvement project, Garden Grove Park's enhancements also include a new large pavilion with built-in barbecues, and dining and preparation tables, and three new picnic shelters with an ADA accessible walkway.

Garden Grove Mayor Steve Jones and members of the Garden Grove City Council will be on-hand for the dedication.

For more information, call (714) 741-5200.



CITY OF GARDEN GROVE NEWS

Contact: Monica Covarrubias
Community & Economic Development Dept.
monicac@ggcity.org / (714) 741-5788

FOR IMMEDIATE RELEASE

Public Information Office (714) 741-5280

Follow the City of Garden Grove on Social Media

Contact: Milo Peinemann
American Family Housing
milo@afhusa.org / (657) 229-0552



Thursday, October 13, 2022

GARDEN GROVE INAUGURATES FIRST SUPPORTIVE HOUSING DEVELOPMENT

On Tuesday, the City of Garden Grove and American Family Housing (AFH), a nonprofit affordable housing developer, celebrated the opening of Stuart Apartments, the City’s first permanent supportive housing development.

“Stuart Apartments represents a significant achievement to addressing homelessness in our city and upholds Garden Grove’s commitment to exploring and implementing important solutions as part of our Comprehensive Strategic Plan to Address Homelessness,” said Garden Grove Mayor Steve Jones.

In partnership with AFH, the City of Garden Grove provided the funding needed to refurbish an aging apartment building into supportive housing, serving residents with physical and mental disabilities, or experiencing homelessness. Eight of the ten refurbished units have been set aside for extremely low-income households who are exiting homelessness. These units are supported by project-based mainstream vouchers provided by the Garden Grove Housing Authority.

Updates include new open-concept kitchens in the units, added office spaces, a landscaped courtyard with a seating area, and a colorful mural which represents hope, likeness and differences, and the coming together of cultures.

GARDEN GROVE INAUGURATES FIRST SUPPORTIVE HOUSING DEVELOPMENT 2-2-2

“Stuart Apartments is a unique development that continues a number of current and future City efforts directed to homelessness. Understanding the critical needs of our vulnerable community and knowing AFH had the expertise to work with individuals who were homeless or in need of housing was key,” said Assistant City Manager and Community and Economic Development Director Lisa Kim.

AFH Chief Executive Officer Milo Peinemann stated the community’s design reflects AFH’s focus on addressing health through housing, where housing is seen as one of the key determinants of a person’s health.

“You can’t address what is happening inside the hospital walls for someone who is homeless if you don’t address what’s happening outside. In practice, this means helping people who are homeless get into housing, and then providing services tailored to each household’s needs. The approach of providing housing with targeted services is proven to get results and be cost-effective,” Peinemann said.

Those services include case management, counseling, employment search, life skills training, food assistance, transportation assistance, and other services.

“The needs are different for each household, and for each household, their individual needs also differ over time. The early-focus is often more on healthcare, mental health support, and nutrition. Over time, the same households might become involved in our enrichment activities, such as our children’s program summer camps, gardening activities, or employment support,” said Peinemann.

For more information, visit www.afhusa.org/stuart-renovation. For photos from the ribbon cutting, visit the City's [Facebook @GardenGroveCityHall](https://www.facebook.com/GardenGroveCityHall).



Contact: Van Vu
Garden Grove Police Department
(714) 741-5239/vanv@ggcity.org

FOR IMMEDIATE RELEASE

Public Information Office (714) 741-5280

Follow the City of Garden Grove on Social Media

Tuesday, October 18, 2022



GARDEN GROVE PARTICIPATES IN NATIONAL PRESCRIPTION DRUG TAKEBACK INITIATIVE

On Saturday, October 29, 2022, from 10:00 a.m. to 2:00 p.m., the Garden Grove Police Department and the Drug Enforcement Administration (DEA) will give the public an opportunity to prevent pill abuse and theft by ridding their homes of potentially dangerous expired, unused, and unwanted prescription drugs. Pills can be disposed of at the Garden Grove Police Department, located at 11301 Acacia Parkway. The DEA cannot accept liquids or needles or sharps, only pills or patches. The service is free and anonymous, with no questions asked.

In April 2022, Americans turned in 360 tons (721,093 pounds) of prescription drugs at over 4,000 sites operated by the DEA and its state and local law enforcement partners.

This initiative addresses a vital public safety and public health issue. Medicines that languish in home cabinets are highly susceptible to diversion, misuse, and abuse. Rates of prescription drug abuse in the U.S. are alarmingly high, as are the number of accidental poisonings and overdoses due to these drugs. Studies show that a majority of abused prescription drugs are obtained from family and friends, including from the home medicine cabinet.

-more-

Garden Grove Participates in National Prescription Drug Takeback Initiative
2-2-2

In addition, Americans are now advised that their usual methods for disposing of unused medicines—flushing them down the toilet or throwing them in the trash—pose potential safety and health hazards.

For more information about the disposal of prescription drugs or about the October 29 Take Back Day event, visit DEATakeBack.com.

###

MISCELLANEOUS ITEMS

October 20, 2022

1. Calendar of Events
2. Minutes from the October 13, 2022 Garden Grove Zoning Administrator Meeting and Notice Cancellation of the October 27, 2022 meeting.
3. League of California Cities, "CalCities," from October 14, 2022 to October 20, 2022.



CALENDAR OF EVENTS

October 20, 2022 – November 24, 2022

Thursday	October 20	7:00 p.m.	Planning Commission Meeting, CMC \$2 Holiday Drive Casual Dress Day
Tuesday	October 25	5:30 p.m. 6:30 p.m.	Closed Session, CMC Housing Authority, CMC Sanitary District Board, CMC Successor Agency Meeting, CMC City Council Meeting, CMC
Thursday	October 27	9:00 a.m.	Zoning Administrator Meeting, CMC CANCELLED
		11:30 a.m.	Halloween Luncheon, CMC – AB Room
Tuesday	November 1	6:00 p.m.	Traffic Commission Meeting, CMC
Thursday	November 3	7:00 p.m.	Planning Commission Meeting, CMC
Friday	November 4		City Hall Closed – Regular Friday Closure
Tuesday	November 8	5:30 p.m. 6:30 p.m.	Closed Session, CMC Successor Agency Meeting, CMC City Council Meeting, CMC
Thursday	November 10		\$2 Casual Dress Day
		9:00 a.m.	Downtown Commission Meeting, CMC
Friday	November 11		City Hall Closed – Veteran’s Day
Thursday	November 17	7:00 p.m.	Planning Commission Meeting, CMC
Friday	November 18		City Hall Closed – Regular Friday Closure
Tuesday	November 22	5:30 p.m. 6:30 p.m.	Closed Session, CMC Housing Authority, CMC Sanitary District Board, CMC Successor Agency Meeting, CMC City Council Meeting, CMC
Friday	November 24		City Hall Closed – Thanksgiving Day

GARDEN GROVE ZONING ADMINISTRATOR MEETING
Garden Grove Community Meeting Center
11300 Stanford Avenue, Garden Grove, CA 92840

Meeting Minutes
Thursday, October 13, 2022

CALL TO ORDER: 9:03 a.m.

PUBLIC HEARING – CONDITIONAL USE PERMIT NO. CUP-284-09(REV. 10)
(SUPPLEMENTAL PARKLET)

Applicant: Andrew Nguyen
Location: 12941 Main Street
Date: October 13, 2022

Request: To allow an existing restaurant, The Wharf, currently operating under Conditional Use Permit No. CUP-284-09(REV. 10) with an existing State Alcoholic Beverage Control (ABC) Type "47" (On-Sale, General, Public Eating Place) License, to extend the sale of alcoholic beverages to a temporary parklet located within the public street. The site is in the CC-2 (Civic Center Main Street) zone. In conjunction with the request, the Zoning Administrator will also consider a determination that the project is categorically exempt from the California Environmental Quality Act (CEQA) pursuant to Sections 15301 – Existing Facilities and 15303 – New Construction or Conversion of Small Structures – of the State CEQA Guidelines.

Action: Public Hearing Held. Speaker(s): Tanya Tra was not present, however, via a phone call, and in writing, she agreed to the Conditions of approval with the modification to #8d.

Action: The Zoning Administrator adopted Decision No. 1827-22 with a modification to Condition of Approval #8d to read: All alcoholic beverages shall be served, delivered, and removed to and from the outdoor dining area by the staff of associated eating establishment. Alcoholic beverages are prohibited outside of the parklet limits. The permittee shall install signage indicating "No Alcohol Beyond This Point".

PUBLIC HEARING – CONDITIONAL USE PERMIT NO. CUP-143-2018
(SUPPLEMENTAL PARKLET)

Applicant: AUM Beer House
Location: 12900 Main Street
Date: October 13, 2022

Request: Conditional Use Permit approval to allow an existing restaurant, AUM Beer House, currently operating under Conditional Use Permit No.

Zoning Administrator Minutes

CUP-143-2018 with an existing State Alcoholic Beverage Control (ABC) Type "47" (On-Sale, General, Public Eating place) License, to extend the sale of alcoholic beverages to a temporary parklet located within the public street. The site is in the CC-2 (Civic Center Main Street) zone. In conjunction with the request, the Zoning Administrator will also consider a determination that the project is categorically exempt from the California Environmental Quality Act (CEQA) pursuant to Sections 15301 – Existing Facilities and 15303 – New Construction or Conversion of Small Structures – of the State CEQA Guidelines.

Action: Public Hearing Held. Speaker(s): Son Quach

Action: The Zoning Administrator adopted Decision No. 1828-22 with a modification to Condition of Approval #8d to read: All alcoholic beverages shall be served, delivered, and removed to and from the outdoor dining area by the staff of associated eating establishment. Alcoholic beverages are prohibited outside of the parklet limits. The permittee shall install signage indicating "No Alcohol Beyond This Point". Staff also noted that the City's Department Director would decide if the parklet program would extend beyond two-years. If so, a letter would be issued to the current applicants to require new permits or to renew existing building permits prior to the two-year term's expiration date.

PUBLIC HEARING – CONDITIONAL USE PERMIT NO. CUP-268-09 (SUPPLEMENTAL PARKLET)

Applicant: Jennifer Stewart
Location: 12911 Main Street
Date: October 13, 2022

Request: Conditional Use Permit approval to allow an existing restaurant, Azteca Restaurant and Lounge, currently operating under Conditional Use Permit No. CUP-268-09 with an existing State Alcoholic Beverage Control (ABC) Type "47" (On-Sale, General, Public Eating place) License, to extend the sale of alcoholic beverages to a temporary parklet located within the public street. The site is in the CC-2 (Civic Center Main Street) zone. In conjunction with the request, the Zoning Administrator will also consider a determination that the project is categorically exempt from the California Environmental Quality Act (CEQA) pursuant to Sections 15301 – Existing Facilities and 15303 – New Construction or Conversion of Small Structures – of the State CEQA Guidelines.

Action: Public Hearing Held. Speaker(s): Jennifer Stewart

Zoning Administrator Minutes

Action: The Zoning Administrator adopted Decision No. 1829-22 with a modification to Condition of Approval #8d to read: All alcoholic beverages shall be served, delivered, and removed to and from the outdoor dining area by the staff of associated eating establishment. Alcoholic beverages are prohibited outside of the parklet limits. The permittee shall install signage indicating "No Alcohol Beyond This Point".

PUBLIC HEARING – CONDITIONAL USE PERMIT NO. CUP-057-2016(REV. 19) (SUPPLEMENTAL PARKLET)

Applicant: Angelo Tavlarides
Location: 12942 Main Street
Date: October 13, 2022

Request: Conditional Use Permit approval to allow an existing restaurant, Louie's On Main, currently operating under Conditional Use Permit No. CUP-057-2016(REV. 19) with an existing State Alcoholic Beverage Control (ABC) Type "47" (On-Sale, General, Public Eating place) License, to extend the sale of alcoholic beverages to a temporary parklet located within the public street. The site is in the CC-2 (Civic Center Main Street) zone. In conjunction with the request, the Zoning Administrator will also consider a determination that the project is categorically exempt from the California Environmental Quality Act (CEQA) pursuant to Sections 15301 – Existing Facilities and 15303 – New Construction or Conversion of Small Structures – of the State CEQA Guidelines.

Action: Public Hearing Held. Speaker(s): Andrew Mai was not present, however, via a phone call, he agreed to the Conditions of Approval with the modification to #8d.

Action: The Zoning Administrator adopted Decision No. 1830-22 with a modification to Condition of Approval #8d to read: All alcoholic beverages shall be served, delivered, and removed to and from the outdoor dining area by the staff of associated eating establishment. Alcoholic beverages are prohibited outside of the parklet limits. The permittee shall install signage indicating "No Alcohol Beyond This Point".

PUBLIC HEARING – CONDITIONAL USE PERMIT NO. CUP-230-2022

Applicant: Power Tran
Location: 10912 Westminster Avenue
Date: October 13, 2022

Zoning Administrator Minutes

Request: Conditional Use Permit approval to operate an existing restaurant, Tran Co Nuong Kitchen, with a new original Alcoholic Beverage Control (ABC) Type "41" (On-Sale, Beer & Wine, Public Eating Place) License. The site is in the C-2 (Community Commercial) zone. In conjunction with the request, the Zoning Administrator will also consider a determination that the project is categorically exempt from the California Environmental Quality Act (CEQA) pursuant to Sections 15301 – Existing Facilities – of the State CEQA Guidelines.

Action: Public Hearing Held. Speaker(s): Power Tran

Action: The Zoning Administrator adopted Decision No. 1831-22. The applicant noted the alcoholic beverages would be stored in a rear storage area.

ORAL COMMUNICATIONS – PUBLIC: None.

ADJOURNMENT: The Zoning Administrator adjourned the meeting at 9:39 a.m.

Judith Moore, Recording Secretary



NOTICE OF CANCELLATION
OF THE
GARDEN GROVE
ZONING ADMINISTRATOR
REGULAR MEETING
OCTOBER 27, 2022

NOTICE IS HEREBY GIVEN that the Regular Meeting of the Garden Grove Zoning Administrator scheduled for Thursday, October 27, 2022, at 9:00 a.m. at the Garden Grove Community Meeting Center, 11300 Stanford Avenue, Garden Grove, is hereby cancelled.

DATED: October 20, 2022

DAVID DENT
ZONING ADMINISTRATOR



Anti-local control ballot measure appears headed toward the 2024 ballot

Oct 19, 2022

Message from Cal Cities Executive Director and CEO Carolyn Coleman

The first full week of November is a monumental week for California. It's the week when California voters will elect their local, state, and federal lawmakers. Voters will also determine the fate of ballot measures that are part of the most expensive campaigns in California history.

For the League of California Cities, the first full week of November is a critical time for a different reason. This is when we anticipate the dangerous California Business Roundtable (CBRT) ballot measure, deceptively named the "Taxpayer Protection and Government Accountability Act," will qualify for the November 2024 ballot. The CBRT is an organization comprised of major corporations across the state.

Each year, Cal Cities fights off challenges in the Legislature and at the ballot box that threaten to erode local control. Let me be clear about this one: The CBRT ballot measure will be the biggest threat to local taxing authority our cities have ever faced.

This ballot measure is THE anti-local control measure. It calls for stricter rules for raising taxes, fees, assessments, and property-related fees that fund critical local services. Fiscal certainty is critical to the

sustainability of local services that residents rely on. This measure would disrupt that certainty, creating new mechanisms to challenge or repeal local revenue-raising measures.

This ballot measure puts at risk the billions of dollars currently dedicated to funding critical local services. It could force cuts to public schools, fire and emergency response, law enforcement, public health, parks, libraries, affordable housing, services that support homeless residents, mental health services, and more. It would also reduce funding for critical infrastructure like streets and roads, public transportation, drinking water, new schools, sanitation, utilities, and more.

This is the third attempt by special interest groups to advance this dangerous initiative. It was a bad idea in 2018 when we negotiated its withdrawal from the ballot. It was a bad idea again in 2022 when it failed to muster the signatures needed by the deadline. And it will be a bad idea in 2024 if it qualifies.

The CBRT raised over \$16 million and submitted nearly 1.5 million signatures in an effort to qualify this measure. By early November, when the signature verification process concludes, it is very likely that this measure will qualify for the November 2024 statewide ballot. Backed by real estate developers and wealthy corporations with deep pockets, they WILL raise tens of millions more dollars to try to convince voters to support this measure in 2024.

Cal Cities is no stranger to what it takes to be successful at the ballot box: tens of millions of dollars and strong coalition partners. Since late last year, when we first learned of this measure, we began building a formidable coalition to defeat this measure and are now working with very powerful groups in opposition. Coalition members include SEIU California, California Professional Firefighters, California Special Districts Association, California State Association of Counties, AFSCME California, the California Alliance for Jobs, and more than 150 cities, counties, and special districts. And our coalition continues to grow.

When this measure qualifies, success in 2024 means being all in with a powerful coalition — that includes all of you — united to defeat this anti-local control measure. Your regional public affairs manager will follow up with more information on how your city can get engaged in helping us defeat this measure.

Cal Cities is also aggressively exploring additional ways to protect local control at the ballot box. The Cal Cities Board of Directors and our members through the General Assembly at the annual conference have directed Cal Cities to explore the feasibility of a ballot measure that fights back against the continual erosion of local land use authority by the state. And that process is already underway.

Cal Cities diligently focused on this work in 2022 and remains committed to it in 2023 starting with the Board meeting in December and the Housing, Community, and Economic Development Policy Committee and Environmental Quality Policy Committee meetings in late January. Through your regional public affairs managers and Cal Cities Advocate, we will keep you informed as this process moves forward.

In 1898, California cities came together as the League of California Cities to protect, promote, and preserve local control in local matters. The CBRT measure is an existential threat to our communities and your decision-making authority. Now, more than ever, cities must remain united and engaged.



Major changes are coming to California's legal cannabis market

Oct 19, 2022

Cal Cities is preparing a draft ordinance and will hold educational programs to help cities move into compliance with the new cannabis delivery law. The state also created a related grant program.

In September, Gov. Gavin Newsom signed several bills that will expand California's legal cannabis market, including one that creates a framework for [interstate commerce](#). By far the most consequential measure for cities is [SB 1186 \(Weiner\)](#).

Under SB 1186, cities will need to adopt new ordinances by January 2024 that allow for the delivery of medicinal cannabis to patients or their primary caregivers. Depending on the type of cannabis retailer, this may also require changes to local land use policies to allow for non-storefront retail licensing.

The League of California Cities strongly [opposed the bill](#) when it was introduced earlier this year and was able to secure critical amendments that narrowed its scope to require delivery only. The original bill mandated storefront medicinal retail, which would have infringed even more heavily on local land use policies.

Lawmakers claimed that the local decision-making authority guaranteed to cities through the Medicinal and Adult Use Cannabis

Regulation and Safety Act has adversely impacted access to medicinal cannabis. However, there are over 200 jurisdictions that allow some form of medicinal and adult-use retail, with additional jurisdictions contemplating expanded access this election cycle. In total, 99% of Californians already live within the county or a city — and in most cases, both — where retail cannabis is allowed.

Resources for cities

To help cities comply with this new law, Cal Cities is preparing a draft ordinance for cities to consider. This will include pathways for potential revenues and options for cities that might also be contemplating the regulation of adult-use cannabis. Additionally, Cal Cities will host an [online roundtable](#) about the state's cannabis regulations and possible strategies for cities on Oct. 25.

The state budget also included \$20.5 million for a grant program to support cities and counties in the development and implementation of local retail cannabis licensing. The California Department of Cannabis Control is currently developing processes for the program; Cal Cities will provide updates when more information becomes available later this year.

Local officials can look to cities that have had great success regulating cannabis locally, such as Vallejo, Antioch, Desert Hot Springs, and Grover Beach. Their regulations have dramatically reduced the number of illegal cannabis operations and created opportunities to fund additional programs and services for residents.

Possible impacts on illegal cannabis

According to industry reports, roughly 55% of all cannabis sales within the state are in the illegal market. This means that the \$5.2 billion in revenues received by the California Department of Tax and Fee Administration in 2021 could more than double if the illegal market is eradicated.

The state has taken measures to reduce illegal operations through the California Department of Justice's annual Campaign Against Marijuana Planting program. Attorney General Bonta recently [announced](#) that the 2022 program has resulted in the eradication of nearly one million illegally cultivated cannabis plants and the seizure of more than 200,000 pounds of illegally processed cannabis. The program will shift into a year-round task force this fall. While the state has committed resources to combat the illegal market, funding streams such as Proposition 64 are restricted to jurisdictions that allow for commercial cannabis activity. To fully tap into the resources needed to reduce illegal operations, cities will likely need to consider how legal cannabis regulations can complement enforcement on the illegal market.

More information about upcoming changes to the state's regulatory framework, the retail access grant program, and how cities are responding will be available during [the Cal Cities roundtable](#). For questions, please contact [Legislative Affairs Lobbyist Elisa Arcidiacono](#).



Guide to Local Recovery Update: Oct. 19

Oct 19, 2022

The U.S. Department of Treasury has scaled down its contact center for State and Local Fiscal Recovery Funds recipients. City officials can sign a letter urging their representatives to reauthorize the program in the next funding bill. Additionally, Gov. Gavin Newsom announced that the COVID-19 state of emergency will end in February. Also, several new recovery resources are available for cities, including one related to digital equity.

Help center for ARPA recipients scaled down

The U.S. Department of Treasury has dramatically scaled back its contact center for State and Local Fiscal Recovery Funds recipients. The program was established as part of the American Rescue Plan Act. Until Oct. 17, the Treasury Department was able to answer complex questions about the program's requirements via phone or email.

For the foreseeable future, the Treasury Department will not be able to answer phone calls and email response times will be significantly delayed. The Treasury Department has the funding to resume support but needs authority from Congress to reallocate administrative funds from other relief-era programs.

However, there is a specific legislative fix for this problem. Late last year, the U.S. Senate passed the State, Local, Tribal, and Territorial

Fiscal Recovery, Infrastructure, and Disaster Relief Flexibility Act (S. 3011) by unanimous consent. The bill would provide the Treasury Department the flexibility needed to shift funds and staff up the help centers.

The U.S. House of Representatives introduced a companion bill, H.R. 5735, which has 160 bipartisan co-sponsors. City officials can help by signing [a letter](#) urging their representatives to include H.R. 5735 in the next passed funding bill.

In the interim, a list of frequently asked questions can be found by clicking on the self-service resources button towards the top of the program's [webpage](#). Additionally, the next annual report filing deadline for almost all non-entitlement units of local governments is April 2023. This gives policymakers a few months to pass a solution since the filing deadline is when many cities need additional guidance or assistance.

California's COVID-19 state of emergency to end in February

Gov. Gavin Newsom will end the pandemic state of emergency on Feb. 28, 2023. Many of the key restrictions ended in 2021 and earlier this year. According to the Governor's Office, the four-month winddown will give the health care system and local agencies the flexibility needed to deal with any potential post-holiday surges. The Governor is also asking the Legislature to pass laws that codify some [health care provisions](#).

The state will continue to rely on the [SMARTER Plan](#) to protect people from COVID-19. Each letter stands for a foundational component of the plan: shots, masks, awareness, readiness, testing, education, and Rx. The plan includes preventive measures, like stockpiling masks and tests, as well as reactive measures.

For questions about the impact of this announcement to local agencies, including public meetings, please contact your city attorney.

NLC to hold digital equity webinar; highlights Transportation Department resources

The National League of Cities (NLC) is hosting a webinar on how cities can increase computer literacy and access among residents. Most cities have focused on building affordable broadband infrastructure. However, many residents lack the knowledge or devices needed to navigate the internet. The [Oct. 19 webinar](#) will provide an opportunity to hear directly from cities leading the charge, including the city and county of San Francisco.

The webinar is part of NLC's [Digital Equity webinar series](#), which launched shortly after the [Digital Equity Playbook](#) was released. Previous webinars — available to watch on-demand — include information about broadband infrastructure financing, middle-mile infrastructure, community engagement, and more.

Additionally, Mariia Zimmerman, an official for the US. Department of Transportation, wrote an [overview](#) of the department's [online resource portal](#) for NLC. The online portal connects city officials with resources and primers related to the federal infrastructure package. Many of the resources are [available in Spanish](#).

The article also highlighted the [Thriving Communities Program](#), a technical assistance program for disadvantaged communities. Interested applicants must identify community partners and submit a letter of interest by Dec. 6, 2022, to be considered for selection.

Local Infrastructure Hub webinar highlights best practices for major transportation grant

The Local Infrastructure Hub is holding an [Oct. 25 webinar](#) on the [Strengthening Mobility and Revolutionizing Transportation \(SMART\) grant program](#). Funded by the federal infrastructure bill, the SMART grant program will help cities leverage technology to improve transportation efficiency and safety. The webinar will focus on how cities can develop competitive applications and includes opportunities to speak directly with policy experts.

The Transportation Department's website also includes several [use cases](#) that could be eligible for SMART grants. Part of the funding will be directed specifically to rural and mid-sized communities. Two or

more eligible entities can apply through a single lead applicant or as individual applicants. The deadline to apply is Nov. 18 at 5:00 p.m. EST.

City officials looking for additional information about the American Rescue Plan Act, the Infrastructure Investment and Jobs Act, or additional recovery tools can visit the [Cal Cities Guide to Local Recovery portal](#).



Municipal Finance Institute open for registration, now through Nov. 30

Oct 19, 2022

The job of a city finance director has never been more complicated. High interest rates, record inflation, supply chain snarls, and other ongoing challenges, combined with changes in work and historic funding packages, have added new complexities to an already complex job.

The Municipal Finance Institute — scheduled for Dec. 7-8 in Monterey — equips city finance directors with the tools needed to respond to these challenges, conduct routine business, and build better teams. The 2022 Institute will cover a range of topics, including the state pension fund, related legal and policy developments, budget management, and cybersecurity.

City officials will also have numerous opportunities to learn from one another, including during a peer advice panel. Additional information is available in the “schedule” section of the [Institute webpage](#).

Registration and hotel information

Registration for the Municipal Finance Institute starts at \$450 for city officials from any League of California Cities member city. Registration includes admission to all educational sessions, the Wednesday lunch and evening reception, the Thursday breakfast and lunch, and access

to all program materials. The deadline to register is Nov. 30. Afterward, officials must register on-site.

This year, the Institute will be held at the Hyatt Regency Monterey at 1 Old Golf Course in Monterey, California. Centrally located on the Monterey Peninsula, the hotel is just two miles from the Monterey Regional Airport and offers complimentary self-parking for hotel guests.

A limited number of hotel rooms are available at a reduced rate for seminar attendees. The deadline to reserve a discounted hotel room is Nov. 7, 2022. Discounted rooms often sell out before the deadline, so register early!

For more information, visit the Fire Chiefs Leadership Seminar [webpage](#). For questions, please contact Conference Registrar [Megan Dunn](#).